



SERENIA LIVING

SKY MANSIONS

Dubai's Ultimate Beachfront Residences



PRIVATE INFINITY POOLS WITH INCREDIBLE VIEWS



BREATHTAKING DOUBLE-HEIGHT LIVING ROOM WITH EXPANSIVE TERRACES



CONTENTS

PRELUDE

06

EXCLUSIVE FEATURES

08

THE RESERVE OWNERS' CLUB

29

THE SKY MANSIONS HIGHLIGHTS & LAYOUTS

33

PRELUDE





SKY MANSIONS

This limited edition of 4 unique Sky Mansions, reign supreme on the top floors of the 4 buildings of Serenia Living.

Ranging in size from 18,500 sqft to 25,000 sqft, each Sky Mansion offers unparalleled, 360° views, custom interiors, double-height ceilings, a private swimming pool, and a dedicated gym.

A Limited Collection of 4 Sky Mansions

360° Views with 8.5m ceiling

Private Pool

Dedicated Gym

Exclusive Access to THE RESERVE Owner's Club



BREATHTAKING DOUBLE-HEIGHT
LIVING ROOMS



BREATHTAKING DOUBLE-HEIGHT LIVING ROOMS



Sky Mansion 1: Living Room



BREATHTAKING DOUBLE-HEIGHT LIVING ROOMS



Sky Mansion 3: Living Room



BREATHTAKING DOUBLE-HEIGHT LIVING ROOMS



Sky Mansion 3: Living Room



BREATHTAKING DOUBLE-HEIGHT LIVING ROOMS



Sky Mansion 4: Living Room



EXQUISITE DINING SPACES



EXQUISITE DINING SPACES



SKy Mansion 4: Dining Room



EXQUISITE DINING SPACES



Sky Mansion 1: Dining Room



EXPANSIVE
OUTDOOR TERRACES



EXPANSIVE OUTDOOR TERRACES



Sky Mansion 1: Outdoor Dining Area



EXPANSIVE OUTDOOR TERRACES



Sky Masnsion 1: Indoor & Outdoor Kitchen & Dining Area



EXPANSIVE OUTDOOR TERRACES



Sky Mansion 1: Indoor & Outdoor Living Area



EXPANSIVE OUTDOOR TERRACES



Sky Mansion 2: Indoor & Outdoor Dining Area



PRIVATE INFINITY POOLS
WITH INCREDIBLE VIEWS



PRIVATE INFINITY POOLS WITH INCREDIBLE VIEWS



Sky Mansion 3: Infinity Pool



PRIVATE INFINITY POOLS WITH INCREDIBLE VIEWS




Sky Mansion 3: Infinity Pool



PRIVATE GYM & SPA





PRIVATE GYM & SPA



VIP PARKINGS



DESIGNATED VIP PARKINGS*



*Terms & Conditions Apply



THE RESERVE OWNERS' CLUB

THE RESERVE



EXCLUSIVE ACCESS TO PREMIUM SERVICES



BESPOKE CONCIERGE SERVICES




PRIVATE CHAUFFEUR SERVICE



SKY MANSION 1





Sky Mansion 1

HIGHLIGHTS

19,019 SQ.FT. (1,768 SQ.M.)	Private gym
4 bedrooms + maid's room	Private office
Private infinity pool	Private lift lobby



SKY MANSION 1



TOWER 1
SKY MANSION LEVEL 16



Internal area
4,047 sq.ft
(376 sq.m.)



Terrace area
9,870 sq.ft
(917 sq.m.)



Internal area
4,951 sq.ft
(460 sq.m.)



Terrace area
161 sq.ft
(15 sq.m.)



TOTAL AREA
19,029 sq.ft
(1,768 sq.m.)



SKY MANSION 1



TOWER 1
SKY MANSION LEVEL 17



LEVEL 16

Internal area
4,047 sq.ft
(376 sq.m.)



Terrace area
9,870 sq.ft
(917 sq.m.)



LEVEL 17

Internal area
4,951 sq.ft
(460 sq.m.)



Terrace area
161 sq.ft
(15 sq.m.)




TOTAL AREA

19,029 sq.ft
(1,768 sq.m.)



SKY MANSION 2





SERENIA LIVING

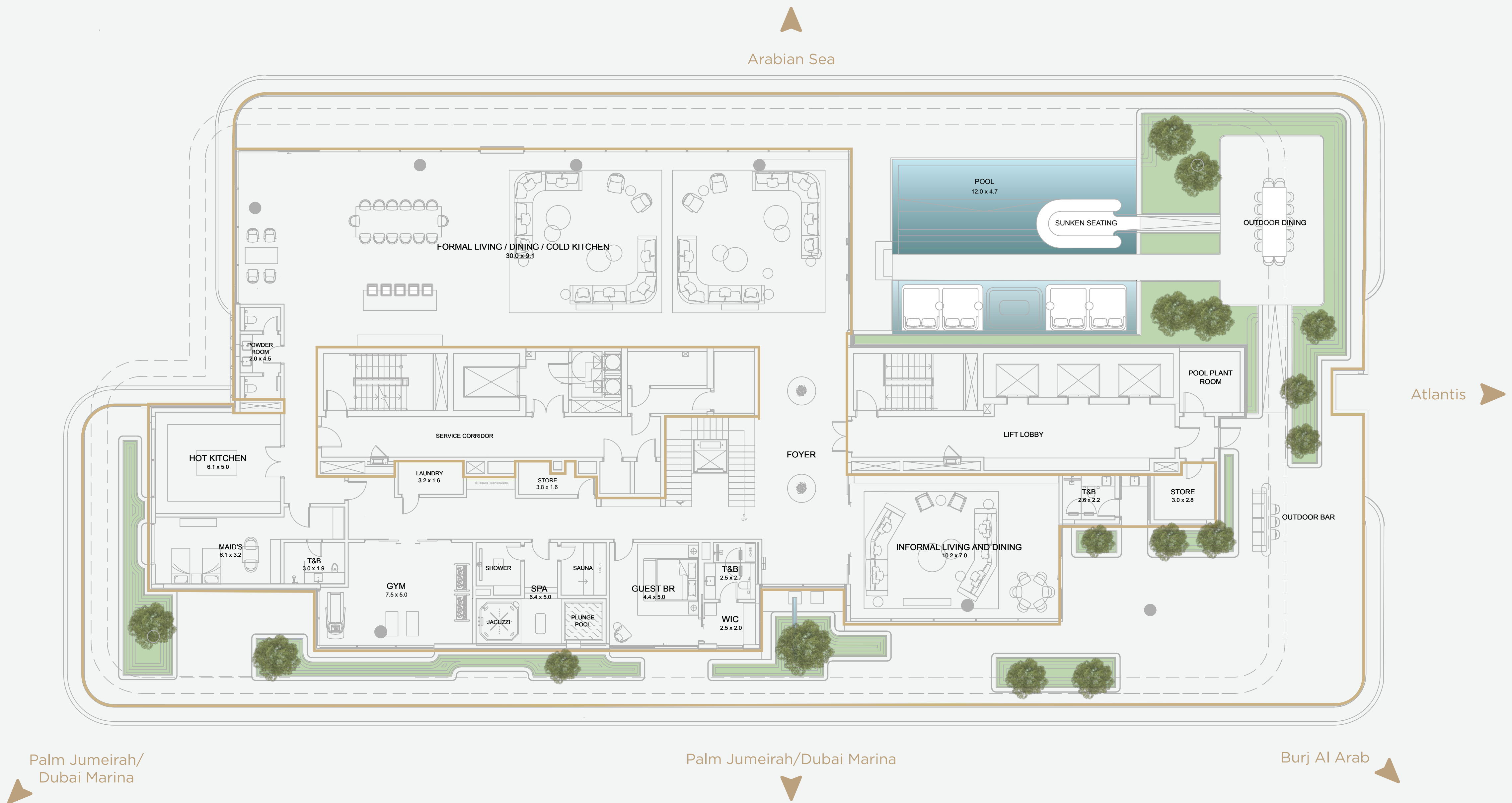
THE PALM JUMERIAH

HIGHLIGHTS

24,358 SQ.FT. (2,263 SQ.M.)	Private office
6 bedrooms + maid's room	Private lift lobby
Private infinity pool	Private SPA
Private gym	



SKY MANSION 2



TOWER 2
SKY MANSION LEVEL 18



Internal area
7,728 sq.ft
(718 sq.m.)




Terrace area
8,945 sq.ft
(831 sq.m.)



Internal area
7,319 sq.ft
(680 sq.m.)



Terrace area
366 sq.ft
(34 sq.m.)



TOTAL AREA
24,358 sq.ft
(2,263 sq.m.)



SKY MANSION 2



TOWER 2
SKY MANSION LEVEL 19



Internal area
7,728 sq.ft
(718 sq.m.)




Terrace area
8,945 sq.ft
(831 sq.m.)



Internal area
7,319 sq.ft
(680 sq.m.)



Terrace area
366 sq.ft
(34 sq.m.)



TOTAL AREA
24,358 sq.ft
(2,263 sq.m.)



SKY MANSION 3





SERENIA LIVING

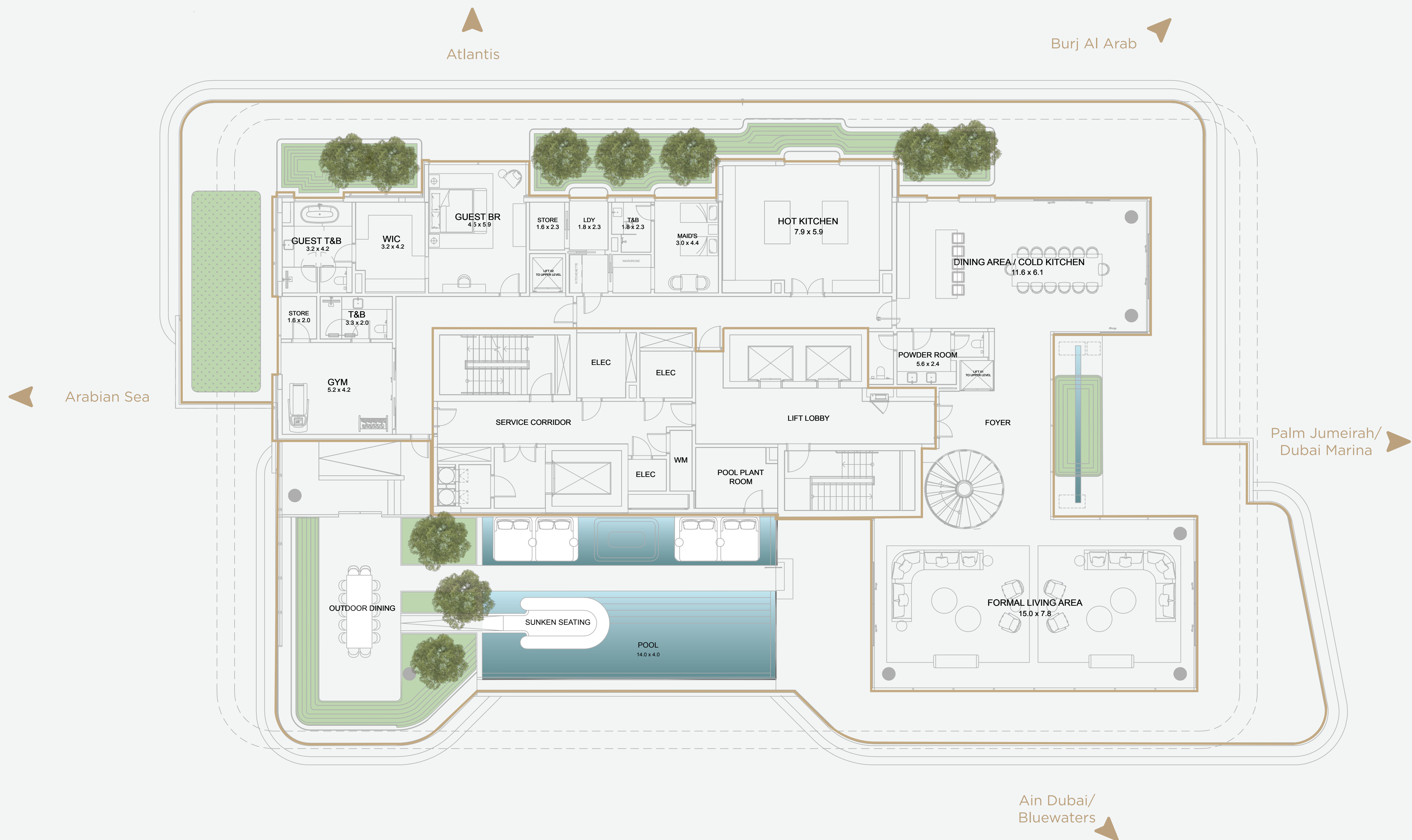
THE PALM JUMERIAH

HIGHLIGHTS

18,287 SQ.FT. (1,699 SQ.M.)	Private gym
5 bedrooms + maid's room	Private office
Private infinity pool	Private lift lobby



SKY MANSION 3



TOWER 3
SKY MANSION LEVEL 13



Internal area
5,360sq.ft
(498 sq.m.)




Terrace area
7,556 sq.ft
(702 sq.m.)



Internal area
5,113 sq.ft
(475 sq.m.)



Terrace area
258 sq.ft
(24 sq.m.)



18,287 sq.ft
(1,699 sq.m.)



SKY MANSION 3



TOWER 3
SKY MANSION LEVEL 14



LEVEL 13

Internal area
5,360sq.ft
(498 sq.m.)



Terrace area
7,556 sq.ft
(702 sq.m.)



LEVEL 14

Internal area
5,113 sq.ft
(475 sq.m.)



Terrace area
258 sq.ft
(24 sq.m.)




TOTAL AREA

18,287 sq.ft
(1,699 sq.m.)



SKY MANSION 4



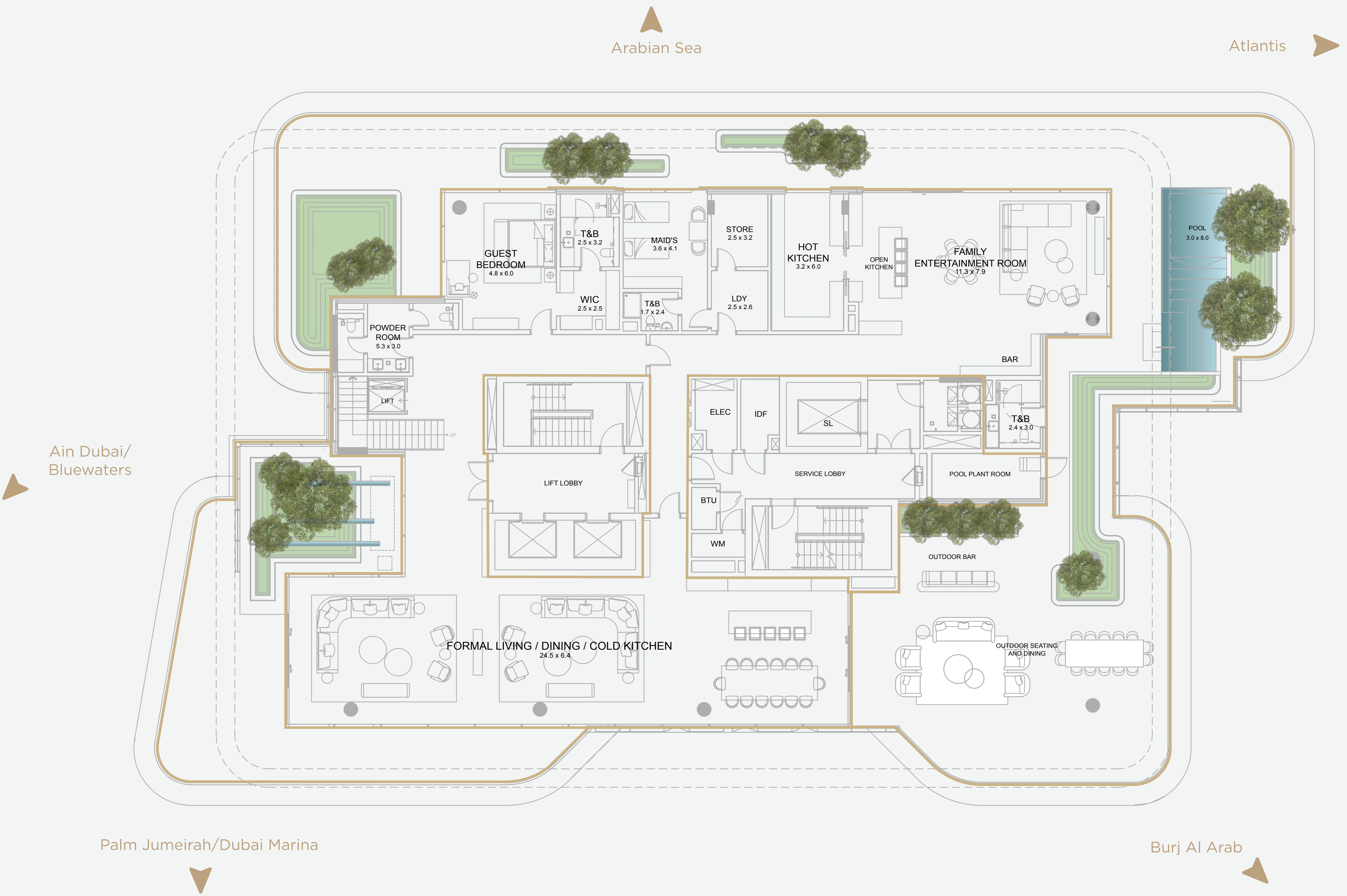


HIGHLIGHTS

16,898 SQ.FT. (1,570 SQ.M.)	Private infinity pool
6 bedrooms + maid's room	Private lift lobby



SKY MANSION 4



TOWER 4
SKY MANSION LEVEL 11



Internal area
5,166 sq.ft
(480 sq.m.)




Terrace area
6,049 sq.ft
(562 sq.m.)



Internal area
5,640 sq.ft
(524 sq.m.)



Terrace area
43 sq.ft
(4 sq.m.)



TOTAL AREA
16,898 sq.ft
(1,570 sq.m.)



SKY MANSION 4



TOWER 4
SKY MANSION LEVEL 12



Internal area
5,166 sq.ft
(480 sq.m.)




Terrace area
6,049 sq.ft
(562 sq.m.)



Internal area
5,640 sq.ft
(524 sq.m.)



Terrace area
43 sq.ft
(4 sq.m.)



16,898 sq.ft
(1,570 sq.m.)





A project by



Developed by



DRN: 1068

PRN: 2420

TAN: 0012004307004

RPN: 1074982891

Expected completion date: 31 December 2025



SERENIA LIVING
serenialiving.ae

For more information, contact the developer
800-PALMA (72562) | WhatsApp: +971561150677
info@palmaholding.com

palmaholding.com

