



SOBHA  
ORBIS



# The Sobha Way

**SOBHA REALTY  
REDEFINES THE  
CONCEPT OF LUXURY  
RESIDENTIAL LIVING  
WITH A REPERTOIRE  
OF REAL ESTATE  
PROJECTS ACROSS  
DUBAI.**

Pioneering the 'Backward Integration' model in real estate, Sobha Realty employs in-house mastery to create a unique offering of fine living that extends beyond customer's expectations.

# Backward Integration

The foremost backward  
integrated company known  
in the world with all the key  
competencies and in-house  
resources to deliver a project  
from conceptualization to  
completion ensuring:

**TIMELY DELIVERY**  
**UNMATCHED QUALITY**



# ART *of* THE DETAIL

At SOBHA, the 'Art of the Detail' is more than just a philosophy that permeates every aspect of their projects. Its meticulous attention to detail defines every project, crafting luxury living experiences that go beyond the ordinary. From architectural precision to premium materials and innovative technologies, SOBHA's commitment to perfection ensures each property is a masterpiece of fine living.



# A VIBRANT CITY WITHIN *~* CITY

Nestled in Dubai's vibrant tapestry, Motor City offers a coveted blend of cobblestone lanes and spacious homes, creating refined charm. This enclave near Al Barari and Al Barsha features residential buildings, office towers, and motorsport facilities.

# DISCOVER *the* CHARMED LIFESTYLE

DUBAI'S OASIS OF ELEGANCE,  
WHERE EVERY CORNER BECKONS  
WITH THRILLING ADVENTURES  
AND TRANQUIL RETREATS!

Dubai Motor City boasts amenities like the  
Adrenaline-pumping Dubai Autodrome and  
First Avenue Mall. Every corner offers a unique  
mix of leisure and excitement.




# THE CIRCLE OF LIFE



The choice of concentric circles for our logo symbolizes the seamless integration and unity within our luxury-focused community living property. Just as the circles radiate outward from a central point, our amenities and services are interconnected, forming a harmonious environment where residents can experience a world of luxury without ever having to leave the community. The concentric circles also evoke a sense of exclusivity and sophistication, reflecting the premium lifestyle that our residents can expect. With our tagline, "A world in its own," we encapsulate the idea that within our community, residents can find everything they desire, creating a self-contained world of elegance and convenience.

INTRODUCING



# SOBHA ORBIS

## A WORLD IN ITS OWN

Break free from the mundane and embrace a realm where luxury, convenience, and connectivity intertwine seamlessly. Our community embodies the essence of

"A World in Its Own," providing a haven where you can escape the chaos of urban living and immerse yourself in an unparalleled lifestyle of opulence and sophistication.



A WORLD IN ITS OWN.





# THE PINNACLE *of* SOPHISTICATION

Step into the world of SOBHA ORBIS. Nestled amidst the dynamic cityscape, SOBHA ORBIS emerges as an emblem of refined living, beckoning those who crave the pinnacle of sophistication.

From its sleek architectural design to its sumptuous interior finishes, every facet of SOBHA ORBIS is meticulously curated to evoke a timeless aura of luxury. Here, indulge in a realm where extravagance knows no limits, where each amenity is tailored to fulfill your every desire, and where every moment exudes a palpable sense of grandeur.

**Welcome to SOBHA ORBIS**, where luxury finds its truest expression.

# LUXURY BUILT AROUND YOU

Welcome to the epitome of urban living in Motor City, Dubai – where luxury meets convenience at every turn. Our premium 3 tower luxury apartments stand as a jewel in the crown of this vibrant new community.

1, 1.5 AND 2 BED HOMES  
WITH AREA RANGE OF  
545 SQ. FT. - 988 SQ. FT.





INDULGE *in a*  
LIFESTYLE THAT  
TRANSCENDS  
THE ORDINARY

Our meticulously crafted apartments exude sophistication and elegance, offering a lifestyle that transcends the ordinary. From sleek contemporary design to lavish finishes, every detail has been curated to indulge your senses and elevate your living experience.

# PREMIER AMENITIES *at* YOUR FINGERTIPS

Experience unparalleled convenience with access to the latest amenities right at your doorstep. Whether you crave rejuvenation or recreation, our community offers a wealth of options to cater to your every need. Dive into the refreshing waters of our resort-style pool, unwind in the serene ambiance of our landscaped gardens, or stay active in our state-of-the-art fitness center – all within walking distance from your home.



THE GRANDEUR OF TIMELESS ELEGANCE



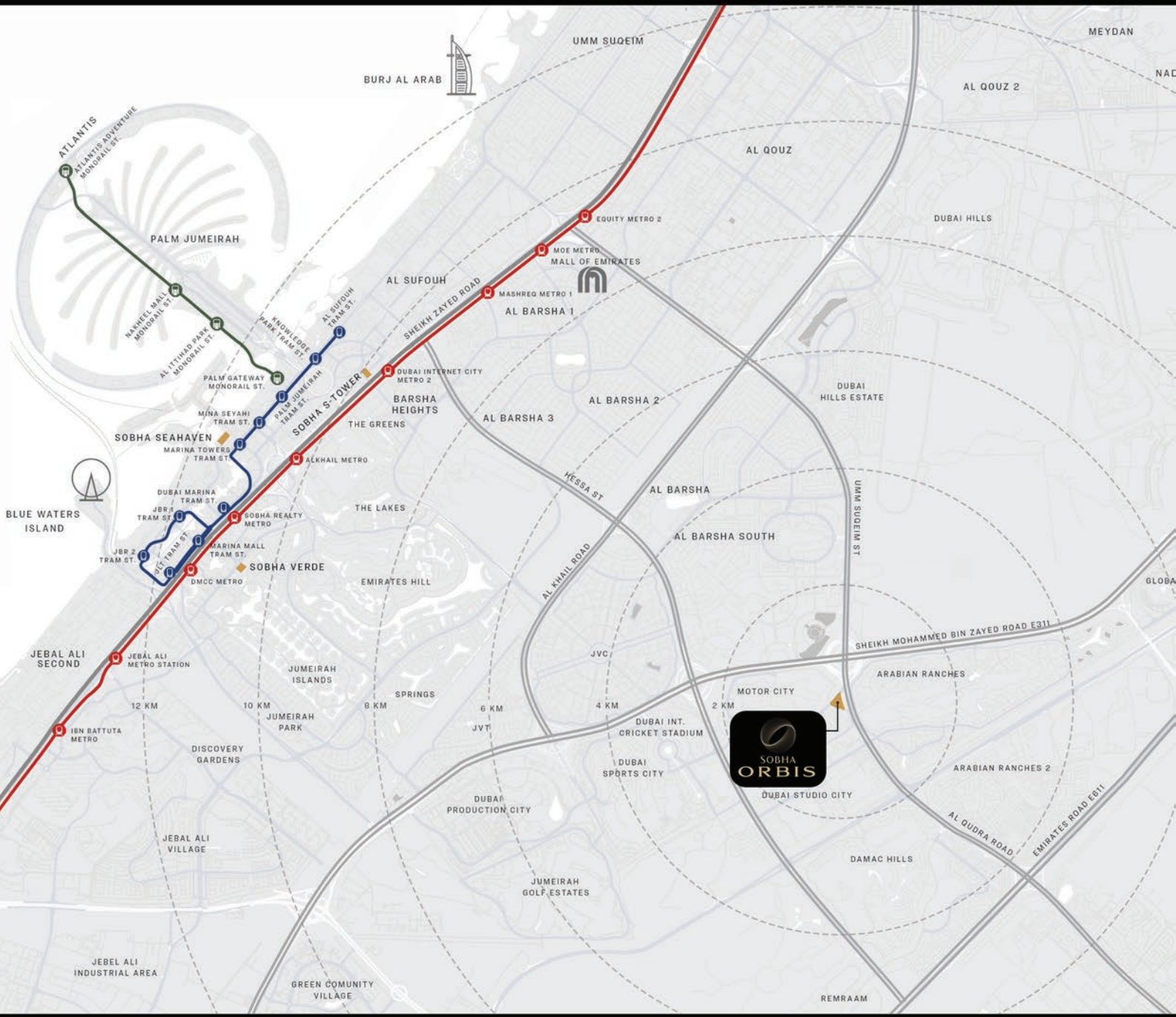


AN IMPRESSIVE SUITE OF  
INDOOR AND OUTDOOR AMENITIES




# SEAMLESS CONNECTIVITY

Lies at the heart of our community. With a proposed metro station adjacent to the tower, exploring the vibrant city of Dubai has never been easier. Sobha Orbis conveniently located just minutes away from both Mohammed bin Zayed Road and Al Qudra Road, ensuring easy accessibility to key destinations. Whether you're commuting to work or exploring the city's countless attractions, enjoy effortless access to everything Dubai has to offer, right from your doorstep.



# AMENITIES



## 1 Resort Style Pool

Lazy River  
Beach Edge  
Jacuzzi  
Pool Deck with Day Beds  
Aquatic Aerobics  
Water Polo/ Volleyball  
Cabana Shade  
Outdoor Showers  
Swimming Pool with Indoor  
Changing Room/ Shower/ Toilets

## 2 BBQ Areas

## 3 Kids Pool

Beach Edge  
Pool Deck with Day Beds  
Toddler Splash Pad  
Water Features

## 4 Club House

Racquet Club - with Squash  
Courts, Badminton Courts, Padel  
Tennis Courts, Volleyball Court,  
Basketball Court  
Pétanque/ Boulee Fields

## 5 Landscaped Garden

## 6 Yoga Zone

## 7 Meditation Zone

## 8 Beach Volley Ball

## 9 Outdoor Jungle Gym

## 10 Open Lawn

## 11 Hammock Garden

## 12 Pingpong Tables

## 13 Giant Chess

## 14 Walking Paths

# SITE PLAN

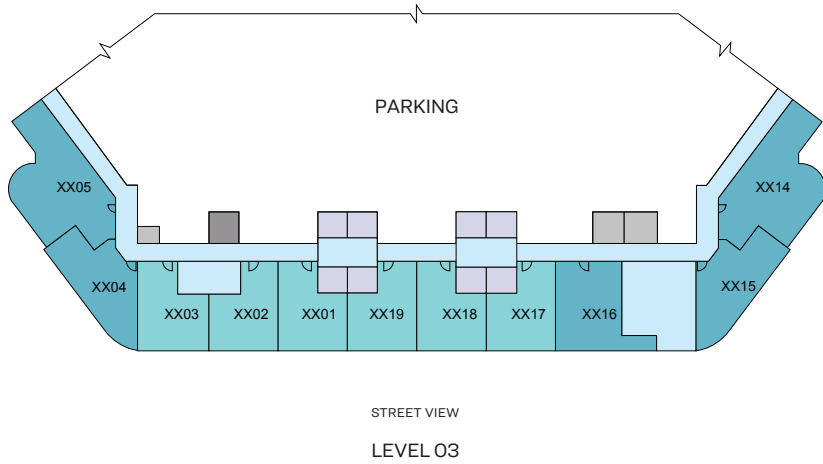
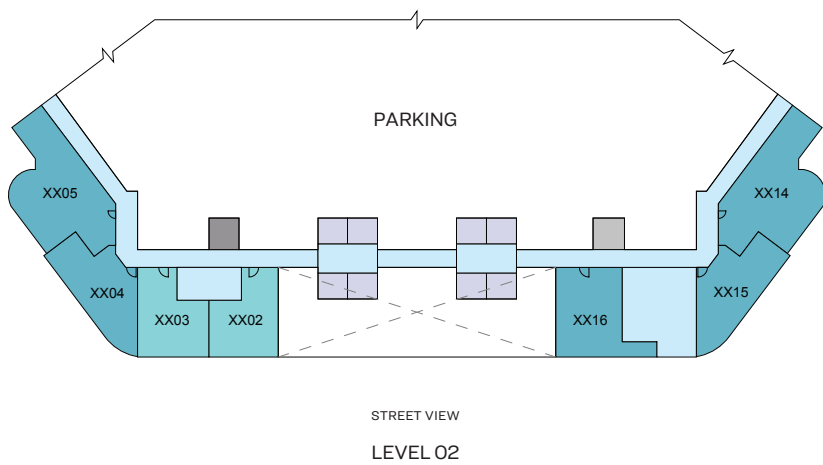
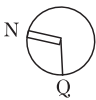


**TOWERE**  
FLOOR AND UNIT PLANS



# FLOOR PLAN LAYOUT

TOWER E - SOBHA ORBIS


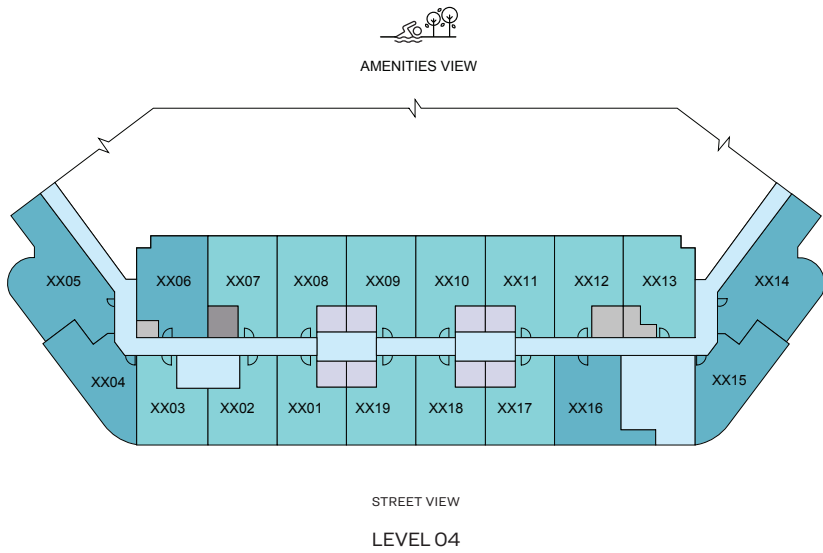


- |              |            |             |              |
|--------------|------------|-------------|--------------|
| 1 BED UNIT   | 2 BED UNIT | CIRCULATION | LIFTS        |
| 1.5 BED UNIT |            | SERVICES    | GARBAGE ROOM |

Disclaimer: 1. All dimensions are in metric, measured to wall finishes. 2. All materials, dimensions & drawings are approximate. 3. Information is subject to change without notice, at developer's absolute discretion. 4. Actual area may vary from the stated area. 5. Drawing are not to scale. 6. All images used are for illustrative purpose only and do not represent the actual size, features, specifications, fittings and furnishings. 7. The developer reserves the right to make revisions/ alterations, at its absolute discretion, without any liability whatsoever.

# FLOOR PLAN LAYOUT

TOWER E - SOBHA ORBIS

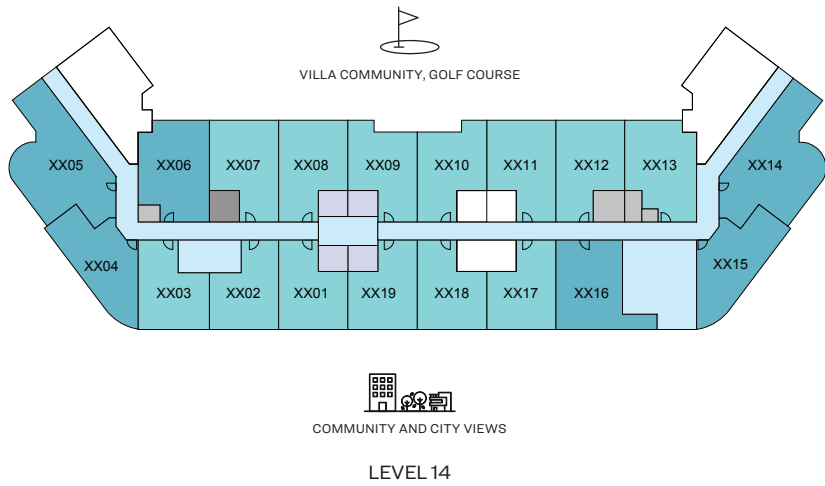
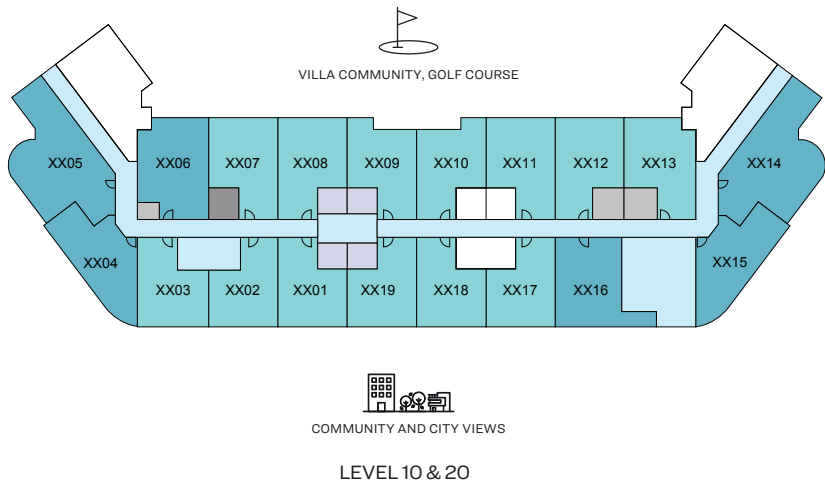
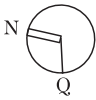


- |              |            |             |              |
|--------------|------------|-------------|--------------|
| 1 BED UNIT   | 2 BED UNIT | CIRCULATION | LIFTS        |
| 1.5 BED UNIT |            | SERVICES    | GARBAGE ROOM |

Disclaimer: 1. All dimensions are in metric, measured to wall finishes. 2. All materials, dimensions & drawings are approximate. 3. Information is subject to change without notice, at developer's absolute discretion. 4. Actual area may vary from the stated area. 5. Drawing are not to scale. 6. All images used are for illustrative purpose only and do not represent the actual size, features, specifications, fittings and furnishings. 7. The developer reserves the right to make revisions/ alterations, at its absolute discretion, without any liability whatsoever.

# FLOOR PLAN LAYOUT

TOWER E - SOBHA ORBIS


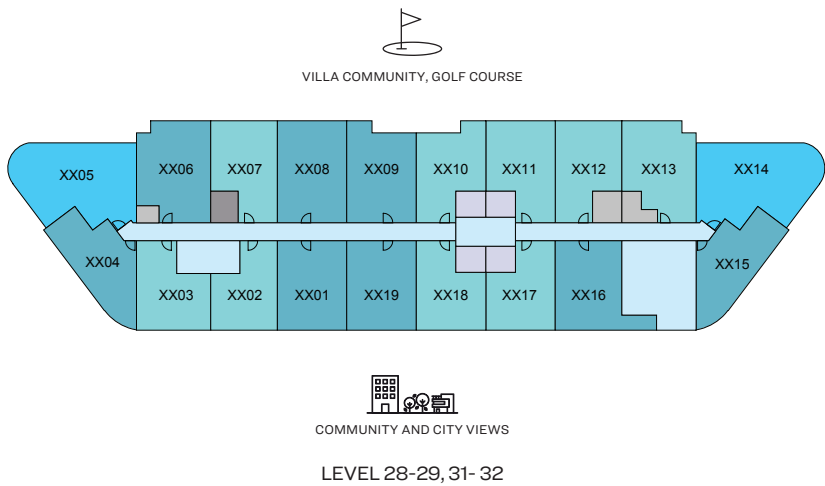


- |              |            |             |              |
|--------------|------------|-------------|--------------|
| 1 BED UNIT   | 2 BED UNIT | CIRCULATION | LIFTS        |
| 1.5 BED UNIT |            | SERVICES    | GARBAGE ROOM |

Disclaimer: 1. All dimensions are in metric, measured to wall finishes. 2. All materials, dimensions & drawings are approximate. 3. Information is subject to change without notice, at developer's absolute discretion. 4. Actual area may vary from the stated area. 5. Drawing are not to scale. 6. All images used are for illustrative purpose only and do not represent the actual size, features, specifications, fittings and furnishings. 7. The developer reserves the right to make revisions/ alterations, at its absolute discretion, without any liability whatsoever.

# FLOOR PLAN LAYOUT

TOWER E - SOBHA ORBIS

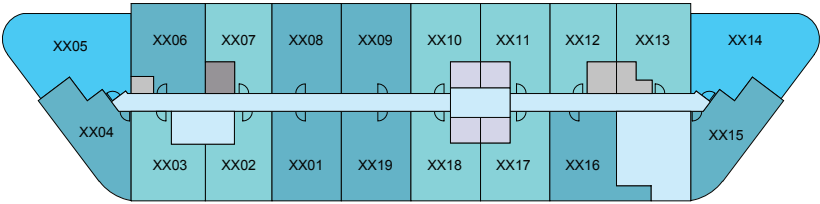


- |              |            |             |              |
|--------------|------------|-------------|--------------|
| 1 BED UNIT   | 2 BED UNIT | CIRCULATION | LIFTS        |
| 1.5 BED UNIT |            | SERVICES    | GARBAGE ROOM |

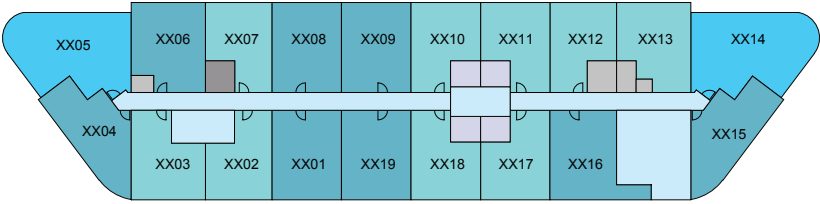
Disclaimer: 1. All dimensions are in metric, measured to wall finishes. 2. All materials, dimensions & drawings are approximate. 3. Information is subject to change without notice, at developer's absolute discretion. 4. Actual area may vary from the stated area. 5. Drawing are not to scale. 6. All images used are for illustrative purpose only and do not represent the actual size, features, specifications, fittings and furnishings. 7. The developer reserves the right to make revisions/ alterations, at its absolute discretion, without any liability whatsoever.

# FLOOR PLAN LAYOUT

TOWER E - SOBHA ORBIS



COMMUNITY AND CITY VIEWS  
LEVEL 33-38, 41-44



COMMUNITY AND CITY VIEWS  
LEVEL 39

- 1 BED UNIT

2 BED UNIT

CIRCULATION

LIFTS
- 1.5 BED UNIT

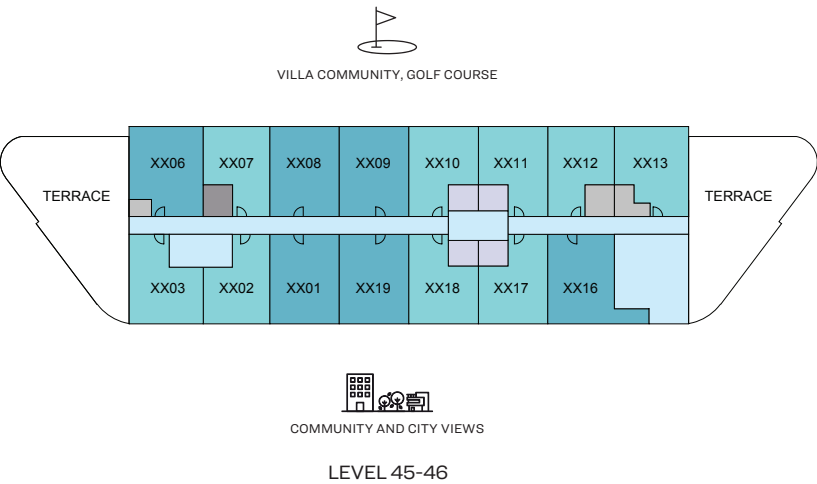
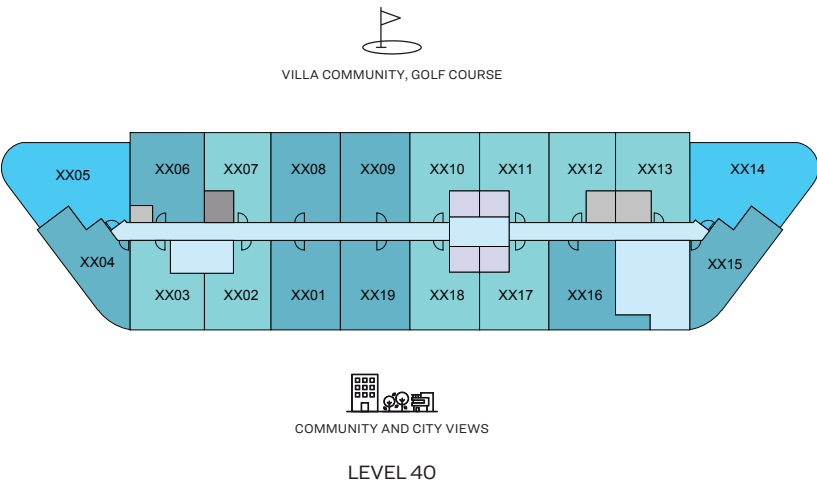
SERVICES

GARBAGE ROOM

Disclaimer: 1. All dimensions are in metric, measured to wall finishes. 2. All materials, dimensions & drawings are approximate. 3. Information is subject to change without notice, at developer's absolute discretion. 4. Actual area may vary from the stated area. 5. Drawing are not to scale. 6. All images used are for illustrative purpose only and do not represent the actual size, features, specifications, fittings and furnishings. 7. The developer reserves the right to make revisions/ alterations, at its absolute discretion, without any liability whatsoever.

# FLOOR PLAN LAYOUT

TOWER E - SOBHA ORBIS



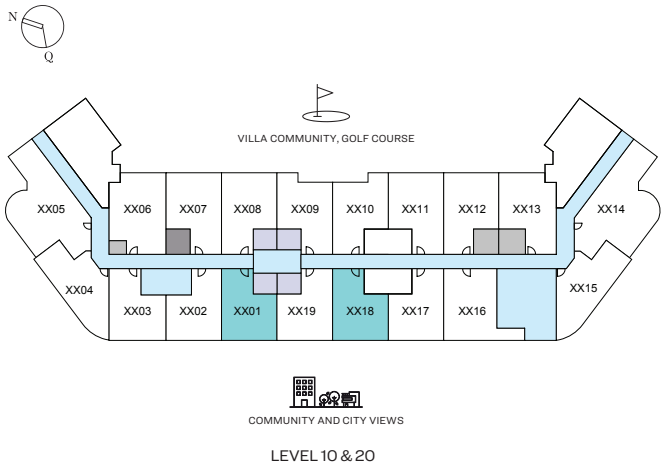
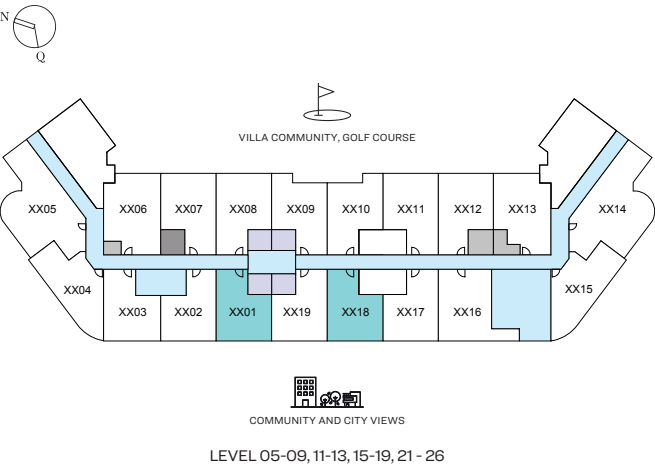
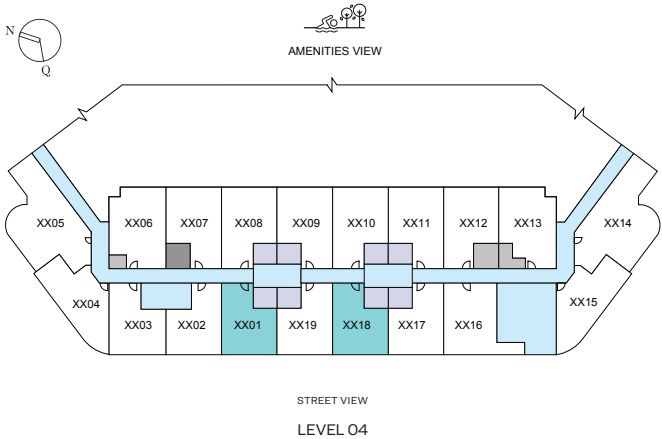
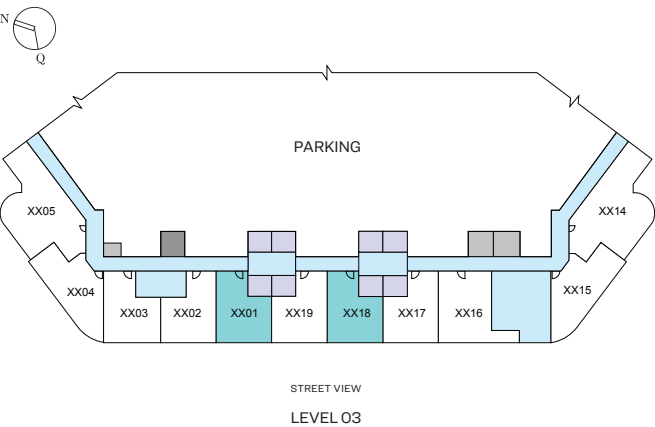
- 1 BED UNIT
- 2 BED UNIT
- CIRCULATION
- LIFTS
- 1.5 BED UNIT
- SERVICES
- GARBAGE ROOM

Disclaimer: 1. All dimensions are in metric, measured to wall finishes. 2. All materials, dimensions & drawings are approximate. 3. Information is subject to change without notice, at developer's absolute discretion. 4. Actual area may vary from the stated area. 5. Drawing are not to scale. 6. All images used are for illustrative purpose only and do not represent the actual size, features, specifications, fittings and furnishings. 7. The developer reserves the right to make revisions/ alterations, at its absolute discretion, without any liability whatsoever.

1 BEDROOM APARTMENT  
TYPE A (with balcony)

**TOTAL SALEABLE AREA**  
SUITE RANGE = 490.19 SQ.FT. - 491.80 SQ.FT.  
BALCONY RANGE = 53.93 SQ.FT. - 55.54 SQ.FT.  
TOTAL RANGE = 545.62 SQ.FT. - 545.73 SQ.FT.

UNIT



List of unit numbers with this unit plan:

VIEWS

Street View

E301, E318, E401, E418, E501, E518, E601, E618, E701, E718, E801, E818

Community, City View


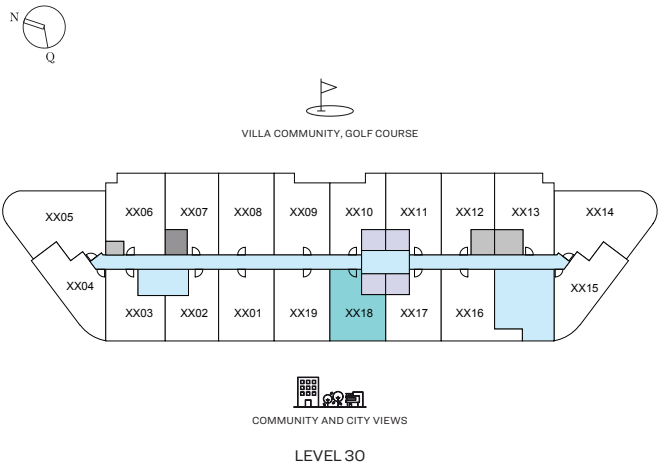
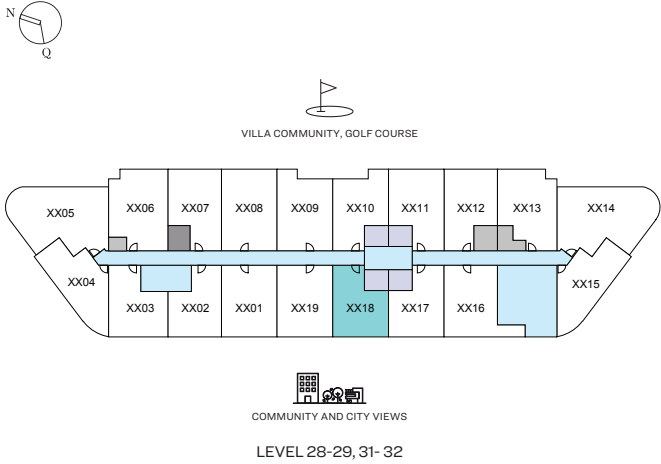
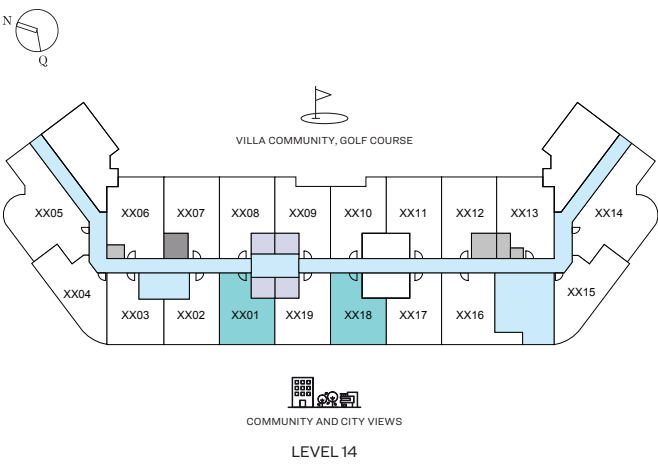
E901, E918, E1001, E1018, E1101, E1118, E1201, E1218, E1301, E1318, E1401, E1418, E1501, E1518, E1601, E1618, E1701, E1718, E1801, E1818, E1901, E1918, E2001, E2018, E2101, E2118, E2201, E2218, E2301, E2318, E2401, E2418, E2501, E2518, E2601, E2618, E2818, E2918, E3018, E3118, E3218, E3318, E3418, E3518, E3618, E3718, E3818, E3918, E4018, E4118, E4218, E4318, E4418, E4518, E4618

Disclaimer: 1. All dimensions are in metric, measured to wall finishes. 2. All materials, dimensions & drawings are approximate. 3. Information is subject to change without notice, at developer's absolute discretion. 4. Actual area may vary from the stated area. 5. Drawing are not to scale. 6. All images used are for illustrative purpose only and do not represent the actual size, features, specifications, fittings and furnishings. 7. The developer reserves the right to make revisions/ alterations, at its absolute discretion, without any liability whatsoever.

1 BEDROOM APARTMENT  
TYPE A (with balcony)

**TOTAL SALEABLE AREA**  
SUITE RANGE = 490.19 SQ.FT. - 491.80 SQ.FT.  
BALCONY RANGE = 53.93 SQ.FT. - 55.54 SQ.FT.  
TOTAL RANGE = 545.62 SQ.FT. - 545.73 SQ.FT.

UNIT



List of unit numbers with this unit plan:

VEWS

Street View

E301, E318, E401, E418, E501, E518, E601, E618, E701, E718, E801, E818

Community, City View

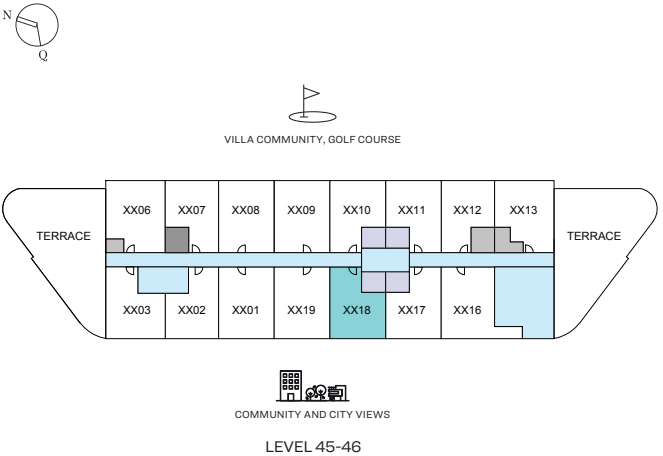

E901, E918, E1001, E1018, E1101, E1118, E1201, E1218, E1301, E1318, E1401, E1418, E1501, E1518, E1601, E1618, E1701, E1718, E1801, E1818, E1901, E1918, E2001, E2018, E2101, E2118, E2201, E2218, E2301, E2318, E2401, E2418, E2501, E2518, E2601, E2618, E2818, E2918, E3018, E3118, E3218, E3318, E3418, E3518, E3618, E3718, E3818, E3918, E4018, E4118, E4218, E4318, E4418, E4518, E4618

Disclaimer: 1. All dimensions are in metric, measured to wall finishes. 2. All materials, dimensions & drawings are approximate. 3. Information is subject to change without notice, at developer's absolute discretion. 4. Actual area may vary from the stated area. 5. Drawing are not to scale. 6. All images used are for illustrative purpose only and do not represent the actual size, features, specifications, fittings and furnishings. 7. The developer reserves the right to make revisions/ alterations, at its absolute discretion, without any liability whatsoever.

1 BEDROOM APARTMENT  
TYPE A (with balcony)

**TOTAL SALEABLE AREA**  
SUITE RANGE = 490.19 SQ.FT. - 491.80 SQ.FT.  
BALCONY RANGE = 53.93 SQ.FT. - 55.54 SQ.FT.  
TOTAL RANGE = 545.62 SQ.FT. - 545.73 SQ.FT.

UNIT



List of unit numbers with this unit plan:

IEWS

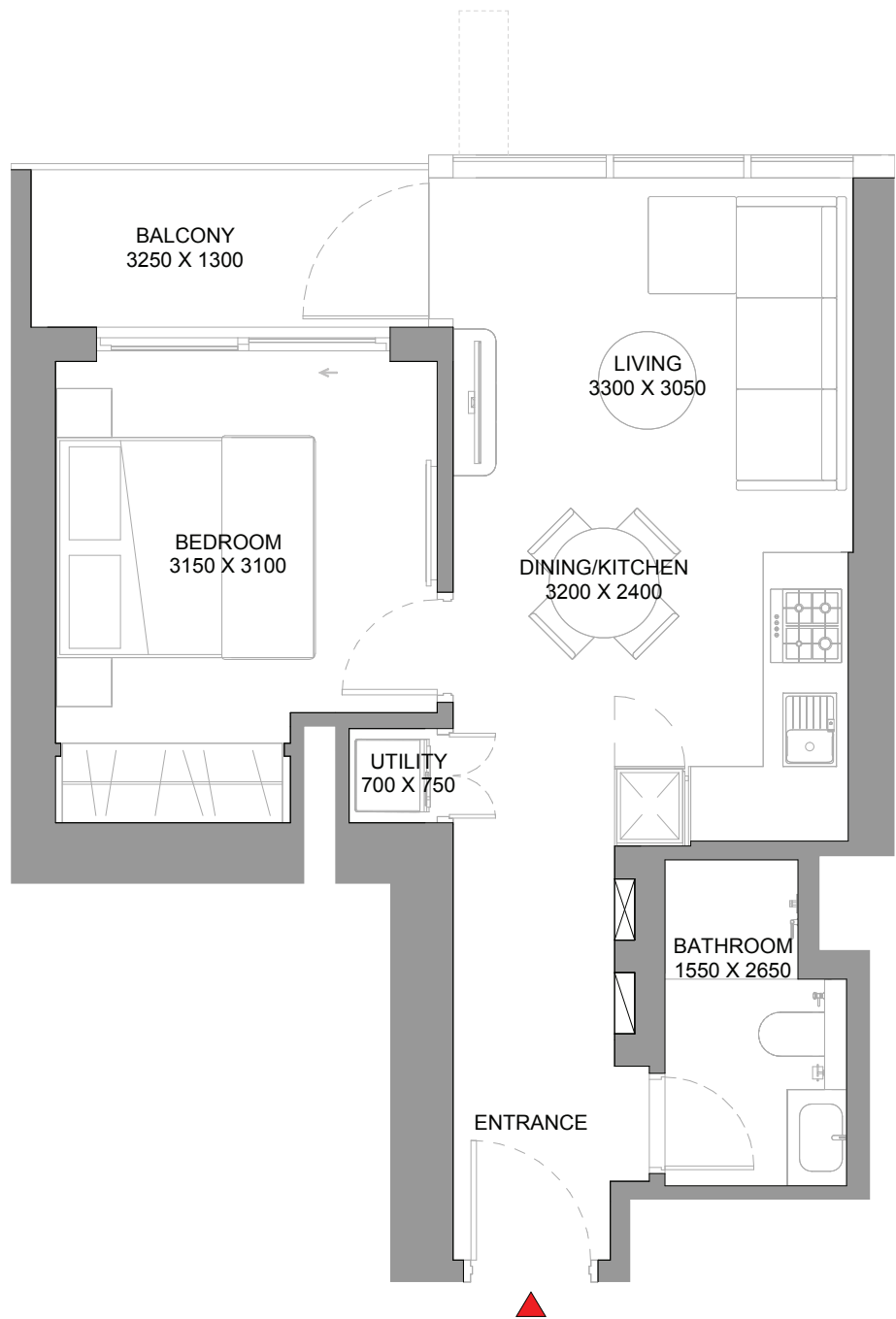
**Street View**  
E301, E318, E401, E418, E501, E518, E601, E618, E701, E718, E801, E818

**Community, City View**  
E901, E918, E1001, E1018, E1101, E1118, E1201, E1218, E1301, E1318, E1401, E1418, E1501, E1518, E1601, E1618, E1701, E1718, E1801, E1818, E1901, E1918, E2001, E2018, E2101, E2118, E2201, E2218, E2301, E2318, E2401, E2418, E2501, E2518, E2601, E2618, E2818, E2918, E3018, E3118, E3218, E3318, E3418, E3518, E3618, E3718, E3818, E3918, E4018, E4118, E4218, E4318, E4418, E4518, E4618

Disclaimer: 1. All dimensions are in metric, measured to wall finishes. 2. All materials, dimensions & drawings are approximate. 3. Information is subject to change without notice, at developer's absolute discretion. 4. Actual area may vary from the stated area. 5. Drawing are not to scale. 6. All images used are for illustrative purpose only and do not represent the actual size, features, specifications, fittings and furnishings. 7. The developer reserves the right to make revisions/ alterations, at its absolute discretion, without any liability whatsoever.

1 BEDROOM APARTMENT  
TYPE A (with balcony)

**TOTAL SALEABLE AREA**  
SUITE RANGE = 490.19 SQ.FT. - 491.80 SQ.FT.  
BALCONY RANGE = 53.93 SQ.FT. - 55.54 SQ.FT.  
TOTAL RANGE = 545.62 SQ.FT. - 545.73 SQ.FT.



List of unit numbers with this unit plan:

IEWS

Street View  
E301, E318, E401, E418, E501, E518, E601, E618, E701, E718, E801, E818

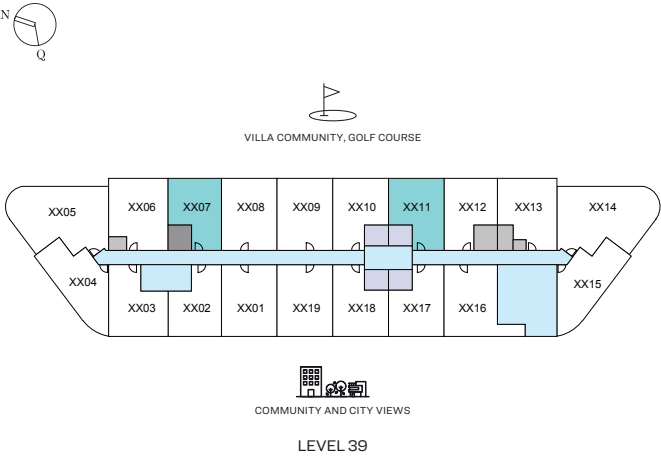
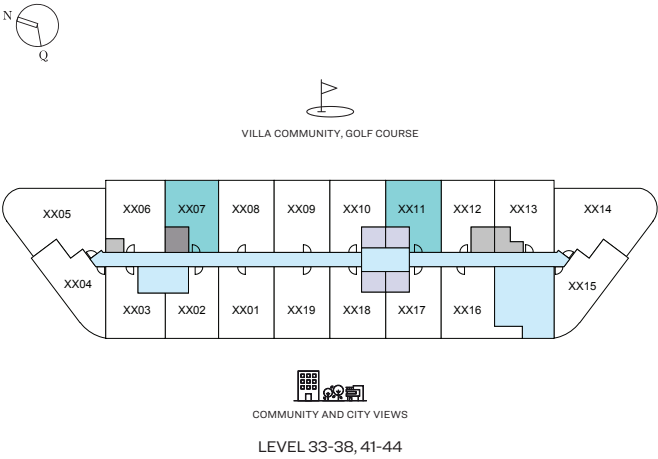
Community, City View  
E901, E918, E1001, E1018, E1101, E1118, E1201, E1218, E1301, E1318, E1401, E1418, E1501, E1518, E1601, E1618, E1701, E1718, E1801, E1818, E1901, E1918, E2001, E2018, E2101, E2118, E2201, E2218, E2301, E2318, E2401, E2418, E2501, E2518, E2601, E2618, E2818, E2918, E3018, E3118, E3218, E3318, E3418, E3518, E3618, E3718, E3818, E3918, E4018, E4118, E4218, E4318, E4418, E4518, E4618

Disclaimer: 1. All dimensions are in metric, measured to wall finishes. 2. All materials, dimensions & drawings are approximate. 3. Information is subject to change without notice, at developer's absolute discretion. 4. Actual area may vary from the stated area. 5. Drawing are not to scale. 6. All images used are for illustrative purpose only and do not represent the actual size, features, specifications, fittings and furnishings. 7. The developer reserves the right to make revisions/ alterations, at its absolute discretion, without any liability whatsoever.

1 BEDROOM APARTMENT  
TYPE A (with balcony) VARIANT 1

TOTAL SALEABLE AREA  
SUITE = 490.08 SQ.FT.  
BALCONY = 55.54 SQ.FT.  
TOTAL = 545.62 SQ.FT.

UNIT



List of unit numbers with this unit plan:

VIEWS

Villa community  
E3311, E3411, E3511, E3611, E3711, E3811, E3911, E4011, E4111, E4211, E4311, E4411, E4511, E4611

Villa community, Golf Course  
E3307, E3407, E3507, E3607, E3707, E3807, E3907, E4007, E4107, E4207, E4307, E4407, E4507, E4607

Disclaimer: 1. All dimensions are in metric, measured to wall finishes. 2. All materials, dimensions & drawings are approximate. 3. Information is subject to change without notice, at developer's absolute discretion. 4. Actual area may vary from the stated area. 5. Drawing are not to scale. 6. All images used are for illustrative purpose only and do not represent the actual size, features, specifications, fittings and furnishings. 7. The developer reserves the right to make revisions/ alterations, at its absolute discretion, without any liability whatsoever.

1 BEDROOM APARTMENT  
TYPE A (with balcony) VARIANT 1

TOTAL SALEABLE AREA  
SUITE = 490.08 SQ.FT.  
BALCONY = 55.54 SQ.FT.  
TOTAL = 545.62 SQ.FT.



List of unit numbers with this unit plan:

VIEWS

Villa community  
E3311, E3411, E3511, E3611, E3711, E3811, E3911, E4011, E4111, E4211, E4311, E4411, E4511, E4611

Villa community, Golf Course  
E3307, E3407, E3507, E3607, E3707, E3807, E3907, E4007, E4107, E4207, E4307, E4407, E4507, E4607



Disclaimer: 1. All dimensions are in metric, measured to wall finishes. 2. All materials, dimensions & drawings are approximate. 3. Information is subject to change without notice, at developer's absolute discretion. 4. Actual area may vary from the stated area. 5. Drawing are not to scale. 6. All images used are for illustrative purpose only and do not represent the actual size, features, specifications, fittings and furnishings. 7. The developer reserves the right to make revisions/ alterations, at its absolute discretion, without any liability whatsoever.

1 BEDROOM APARTMENT  
TYPE A (with balcony) VARIANT 2

TOTAL SALEABLE AREA  
SUITE = 485.99 SQ.FT.  
BALCONY = 54.36 SQ.FT.  
TOTAL = 540.35 SQ.FT.

UNIT



List of unit numbers with this unit plan:

VIEWS

Villa community  
E4013

Disclaimer: 1. All dimensions are in metric, measured to wall finishes. 2. All materials, dimensions & drawings are approximate. 3. Information is subject to change without notice, at developer's absolute discretion. 4. Actual area may vary from the stated area. 5. Drawing are not to scale. 6. All images used are for illustrative purpose only and do not represent the actual size, features, specifications, fittings and furnishings. 7. The developer reserves the right to make revisions/ alterations, at its absolute discretion, without any liability whatsoever.

1 BEDROOM APARTMENT  
TYPE A (with balcony) VARIANT 2

TOTAL SALEABLE AREA  
SUITE = 485.99 SQ.FT.  
BALCONY = 54.36 SQ.FT.  
TOTAL = 540.35 SQ.FT.



List of unit numbers with this unit plan:

VIEWS

Villa community  
E4013

Disclaimer: 1. All dimensions are in metric, measured to wall finishes. 2. All materials, dimensions & drawings are approximate. 3. Information is subject to change without notice, at developer's absolute discretion. 4. Actual area may vary from the stated area. 5. Drawing are not to scale. 6. All images used are for illustrative purpose only and do not represent the actual size, features, specifications, fittings and furnishings. 7. The developer reserves the right to make revisions/ alterations, at its absolute discretion, without any liability whatsoever.

1 BEDROOM APARTMENT  
TYPE B (with balcony)

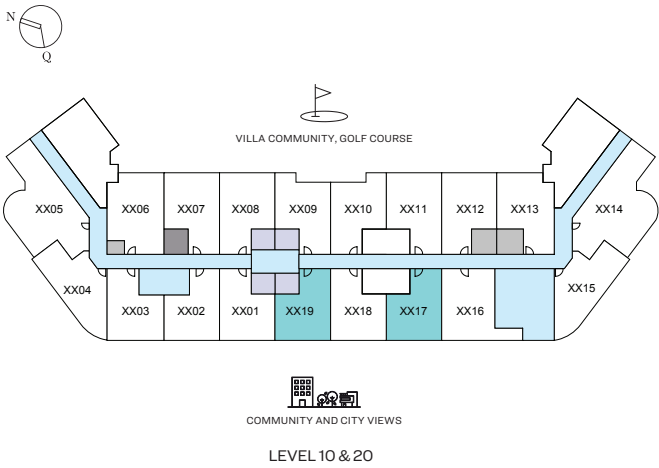
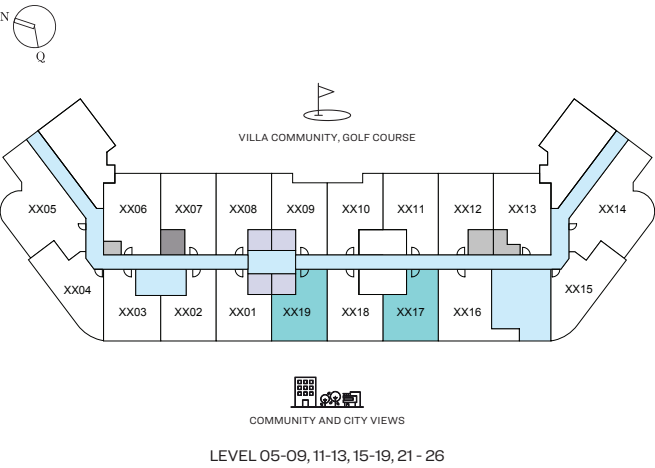
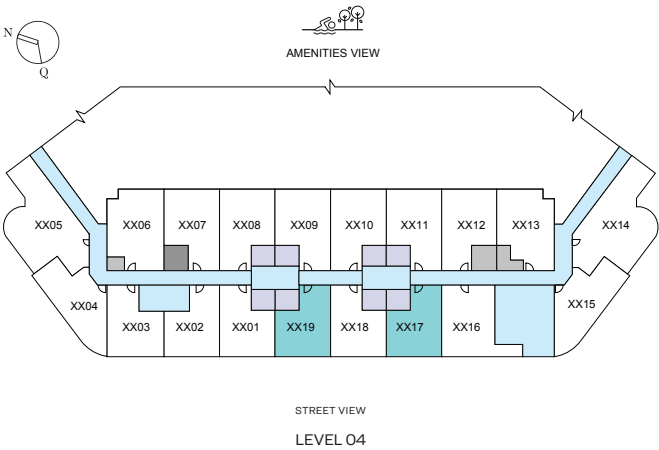
TOTAL SALEABLE AREA

SUITE RANGE = 490.51 SQ.FT. - 492.23 SQ.FT.

BALCONY RANGE = 53.93 SQ.FT. - 55.54 SQ.FT.

TOTAL RANGE = 545.62 SQ.FT. - 546.16 SQ.FT.

UNIT



List of unit numbers with this unit plan:

VIEWS

Street View

E317, E319, E417, E419, E517, E519, E617, E619, E717, E719, E817, E819

Community, City View

E917, E919, E1017, E1019, E1117, E1119, E1217, E1219, E1317, E1319, E1417, E1419, E1517, E1519, E1617, E1619, E1717, E1719, E1817, E1819, E1917, E1919, E2017, E2019, E2117, E2119, E2217, E2219, E2317, E2319, E2417, E2419, E2517, E2519, E2617, E2619, E2817, E2917, E3017, E3117, E3217, E3317, E3417, E3517, E3617, E3717, E3817, E3917, E4017, E4117, E4217, E4317, E4417, E4517, E4617

Disclaimer: 1. All dimensions are in metric, measured to wall finishes. 2. All materials, dimensions & drawings are approximate. 3. Information is subject to change without notice, at developer's absolute discretion. 4. Actual area may vary from the stated area. 5. Drawing are not to scale. 6. All images used are for illustrative purpose only and do not represent the actual size, features, specifications, fittings and furnishings. 7. The developer reserves the right to make revisions/ alterations, at its absolute discretion, without any liability whatsoever.

# 1 BEDROOM APARTMENT

TYPE B (with balcony)

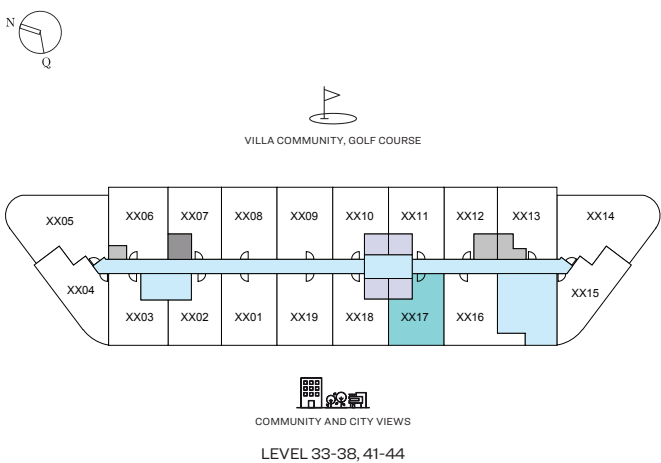
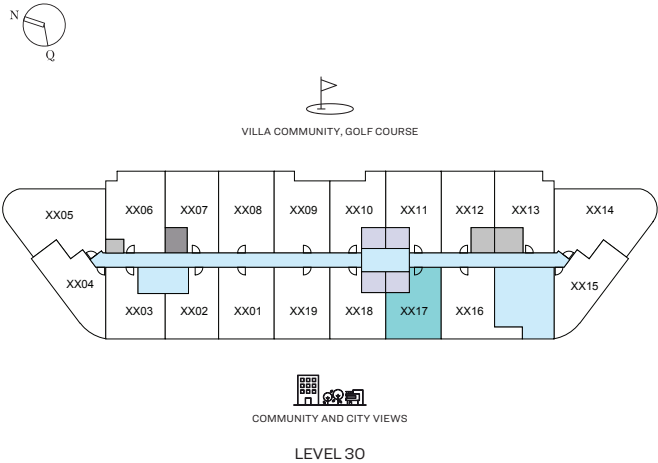
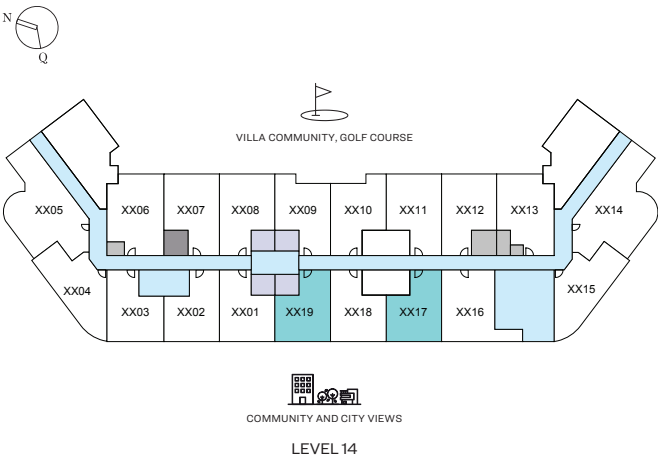
## TOTAL SALEABLE AREA

SUITE RANGE = 490.51 SQ.FT. - 492.23 SQ.FT.

BALCONY RANGE = 53.93 SQ.FT. - 55.54 SQ.FT.

TOTAL RANGE = 545.62 SQ.FT. - 546.16 SQ.FT.

UNIT



List of unit numbers with this unit plan:

## VIEWS

### Street View

E317, E319, E417, E419, E517, E519, E617, E619, E717, E719, E817, E819

### Community, City View

E917, E919, E1017, E1019, E1117, E1119, E1217, E1219, E1317, E1319, E1417, E1419, E1517, E1519, E1617, E1619, E1717, E1719, E1817, E1819, E1917, E1919, E2017, E2019, E2117, E2119, E2217, E2219, E2317, E2319, E2417, E2419, E2517, E2519, E2617, E2619, E2817, E2917, E3017, E3117, E3217, E3317, E3417, E3517, E3617, E3717, E3817, E3917, E4017, E4117, E4217, E4317, E4417, E4517, E4617

Disclaimer: 1. All dimensions are in metric, measured to wall finishes. 2. All materials, dimensions & drawings are approximate. 3. Information is subject to change without notice, at developer's absolute discretion. 4. Actual area may vary from the stated area. 5. Drawing are not to scale. 6. All images used are for illustrative purpose only and do not represent the actual size, features, specifications, fittings and furnishings. 7. The developer reserves the right to make revisions/ alterations, at its absolute discretion, without any liability whatsoever.

# 1 BEDROOM APARTMENT

TYPE B (with balcony)

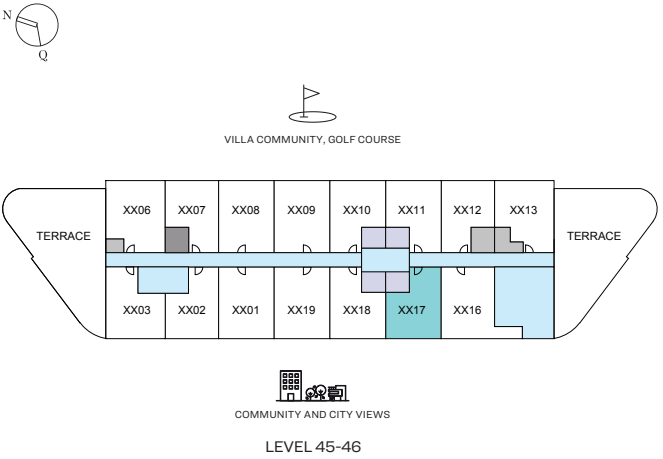

## TOTAL SALEABLE AREA

SUITE RANGE = 490.51 SQ.FT. - 492.23 SQ.FT.

BALCONY RANGE = 53.93 SQ.FT. - 55.54 SQ.FT.

TOTAL RANGE = 545.62 SQ.FT. - 546.16 SQ.FT.

UNIT



List of unit numbers with this unit plan:

## VIEWS

### Street View

E317, E319, E417, E419, E517, E519, E617, E619, E717, E719, E817, E819

### Community, City View

E917, E919, E1017, E1019, E1117, E1119, E1217, E1219, E1317, E1319, E1417, E1419, E1517, E1519, E1617, E1619, E1717, E1719, E1817, E1819, E1917, E1919, E2017, E2019, E2117, E2119, E2217, E2219, E2317, E2319, E2417, E2419, E2517, E2519, E2617, E2619, E2817, E2917, E3017, E3117, E3217, E3317, E3417, E3517, E3617, E3717, E3817, E3917, E4017, E4117, E4217, E4317, E4417, E4517, E4617

Disclaimer: 1. All dimensions are in metric, measured to wall finishes. 2. All materials, dimensions & drawings are approximate. 3. Information is subject to change without notice, at developer's absolute discretion. 4. Actual area may vary from the stated area. 5. Drawing are not to scale. 6. All images used are for illustrative purpose only and do not represent the actual size, features, specifications, fittings and furnishings. 7. The developer reserves the right to make revisions/ alterations, at its absolute discretion, without any liability whatsoever.

1 BEDROOM APARTMENT

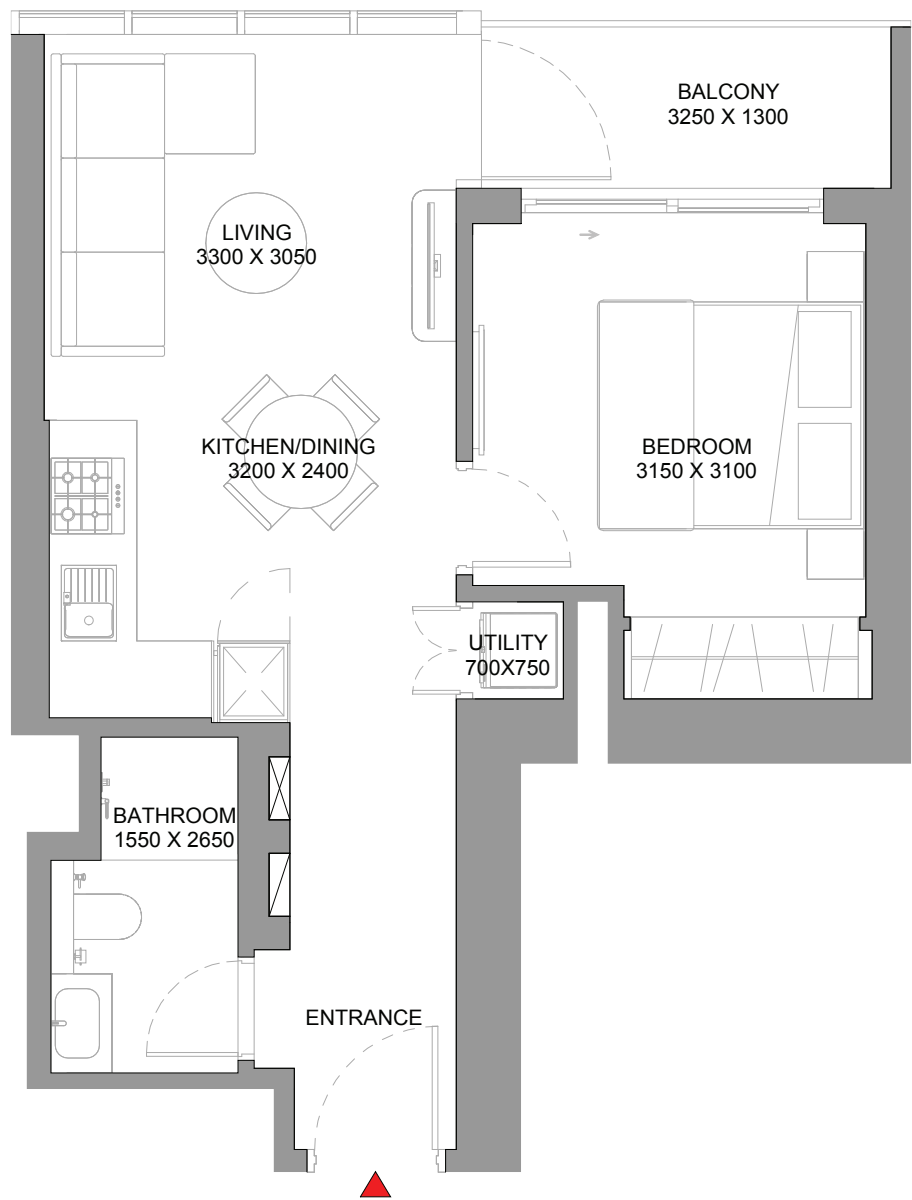
TYPE B (with balcony)

TOTAL SALEABLE AREA

SUITE RANGE = 490.51 SQ.FT. - 492.23 SQ.FT.

BALCONY RANGE = 53.93 SQ.FT. - 55.54 SQ.FT.

TOTAL RANGE = 545.62 SQ.FT. - 546.16 SQ.FT.



List of unit numbers with this unit plan:

IEWS

Street View

E317, E319, E417, E419, E517, E519, E617, E619, E717, E719, E817, E819

Community, City View

E917, E919, E1017, E1019, E1117, E1119, E1217, E1219, E1317, E1319, E1417, E1419, E1517, E1519, E1617, E1619, E1717, E1719, E1817, E1819, E1917, E1919, E2017, E2019, E2117, E2119, E2217, E2219, E2317, E2319, E2417, E2419, E2517, E2519, E2617, E2619, E2817, E2917, E3017, E3117, E3217, E3317, E3417, E3517, E3617, E3717, E3817, E3917, E4017, E4117, E4217, E4317, E4417, E4517, E4617

Disclaimer: 1. All dimensions are in metric, measured to wall finishes. 2. All materials, dimensions & drawings are approximate. 3. Information is subject to change without notice, at developer's absolute discretion. 4. Actual area may vary from the stated area. 5. Drawing are not to scale. 6. All images used are for illustrative purpose only and do not represent the actual size, features, specifications, fittings and furnishings. 7. The developer reserves the right to make revisions/ alterations, at its absolute discretion, without any liability whatsoever.



# 1 BEDROOM APARTMENT

TYPE B (with balcony) VARIANT 1

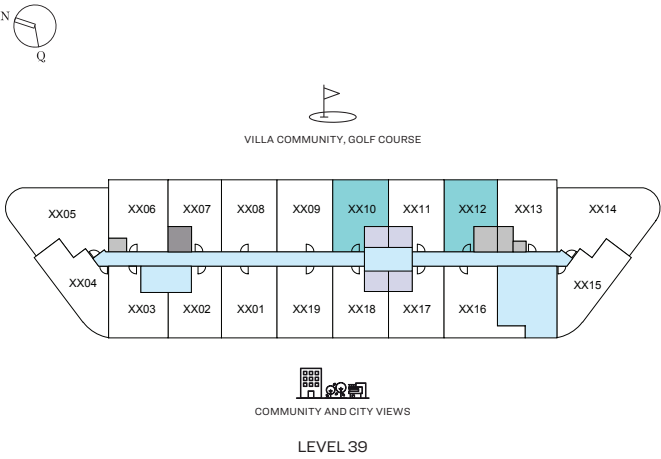
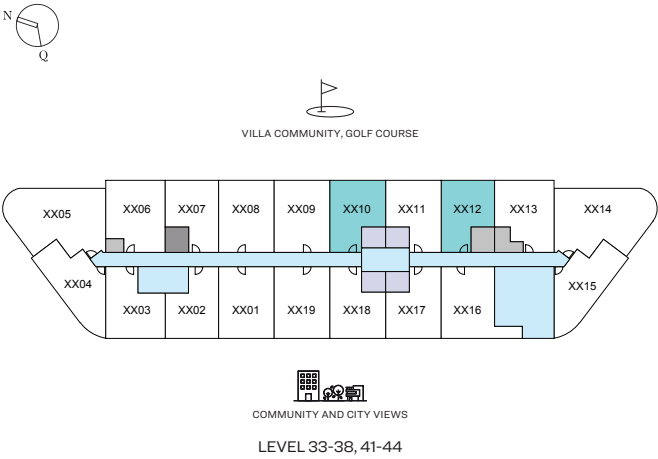
## TOTAL SALEABLE AREA

SUITE RANGE = 486.42 SQ.FT. - 490.08 SQ.FT.

BALCONY = 55.54 SQ.FT.

TOTAL RANGE = 541.96 SQ.FT. - 545.62 SQ.FT.

UNIT



List of unit numbers with this unit plan:

## VIEWS

### Villa community

E3310, E3312, E3410, E3412, E3510, E3512, E3610, E3612, E3710, E3712, E3810, E3812, E3910, E3912, E4010, E4012, E4110, E4112, E4210, E4212, E4310, E4312, E4410, E4412, E4510, E4512, E4610, E4612

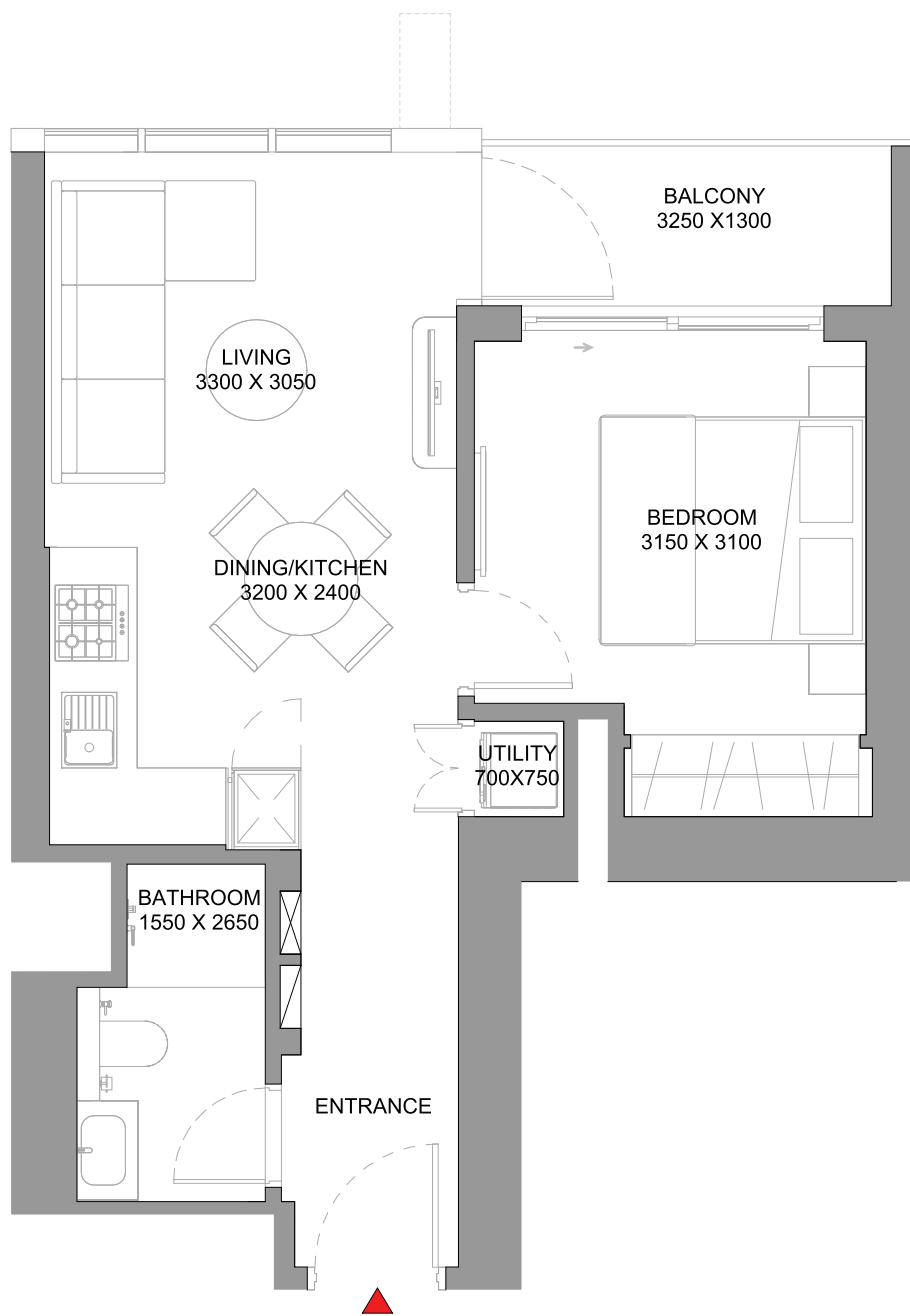
Disclaimer: 1. All dimensions are in metric, measured to wall finishes. 2. All materials, dimensions & drawings are approximate. 3. Information is subject to change without notice, at developer's absolute discretion. 4. Actual area may vary from the stated area. 5. Drawing are not to scale. 6. All images used are for illustrative purpose only and do not represent the actual size, features, specifications, fittings and furnishings. 7. The developer reserves the right to make revisions/ alterations, at its absolute discretion, without any liability whatsoever.

1 BEDROOM APARTMENT

TYPE B (with balcony) VARIANT 1

TOTAL SALEABLE AREA

SUITE RANGE = 486.42 SQ.FT. - 490.08 SQ.FT.  
BALCONY = 55.54 SQ.FT.  
TOTAL RANGE = 541.96 SQ.FT. - 545.62 SQ.FT.



List of unit numbers with this unit plan:

VIEWS

Villa community

E3310, E3312, E3410, E3412, E3510, E3512, E3610, E3612, E3710, E3712, E3810, E3812, E3910, E3912, E4010, E4012, E4110, E4112, E4210, E4212, E4310, E4312, E4410, E4412, E4510, E4512, E4610, E4612

Disclaimer: 1. All dimensions are in metric, measured to wall finishes. 2. All materials, dimensions & drawings are approximate. 3. Information is subject to change without notice, at developer's absolute discretion. 4. Actual area may vary from the stated area. 5. Drawing are not to scale. 6. All images used are for illustrative purpose only and do not represent the actual size, features, specifications, fittings and furnishings. 7. The developer reserves the right to make revisions/ alterations, at its absolute discretion, without any liability whatsoever.

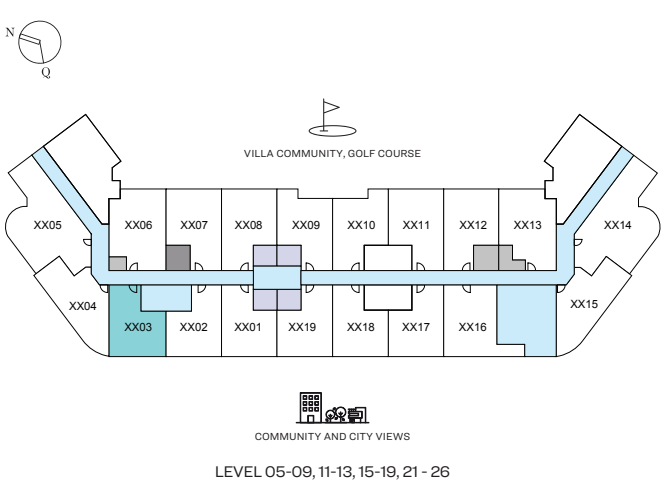
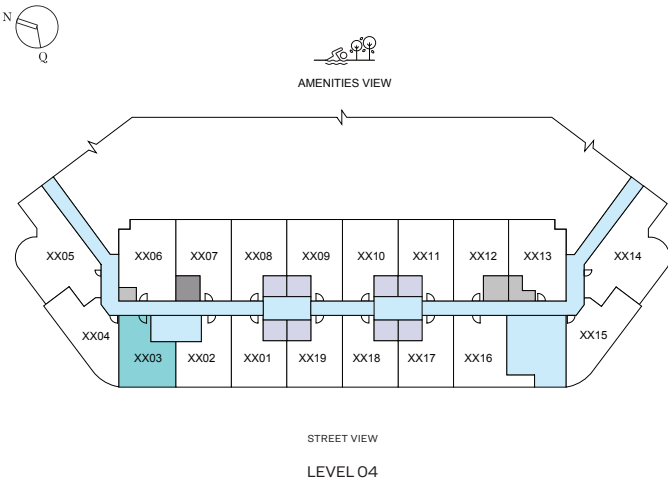
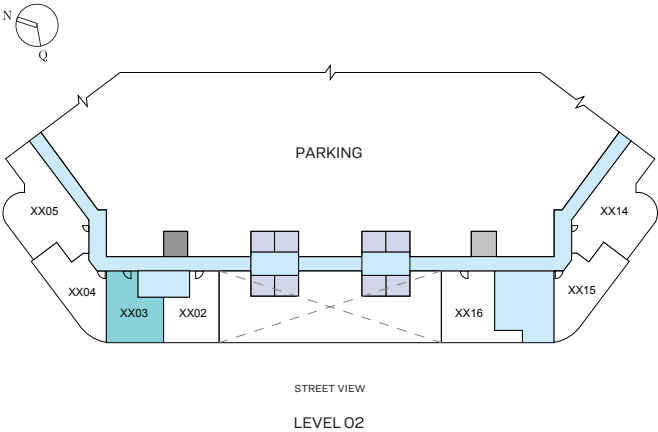
# 1 BEDROOM APARTMENT

TYPE D (with balcony)

## TOTAL SALEABLE AREA

SUITE RANGE = 482.01 Q.FT. - 483.73 SQ.FT.  
BALCONY RANGE = 53.93 SQ.FT. - 55.54 SQ.FT.  
TOTAL RANGE = 537.55 SQ.FT. - 537.66 SQ.FT.

UNIT



List of unit numbers with this unit plan:

## VIEWS

### Street View

E203, E303, E403, E503, E603, E703, E803

### Community, City View

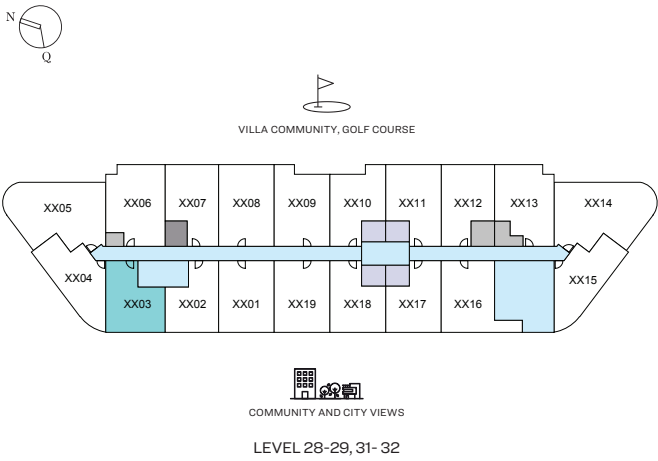
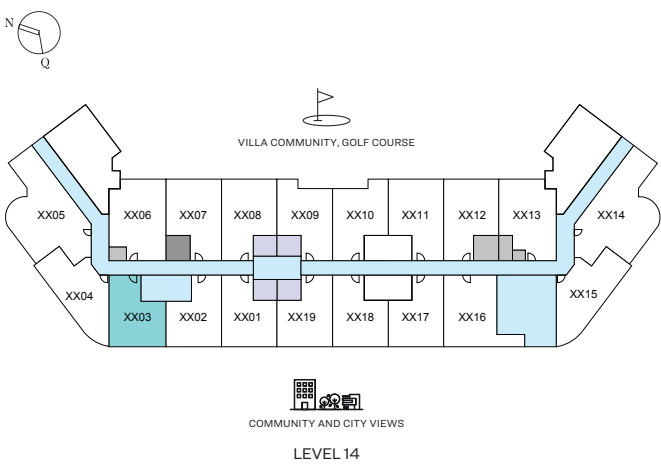
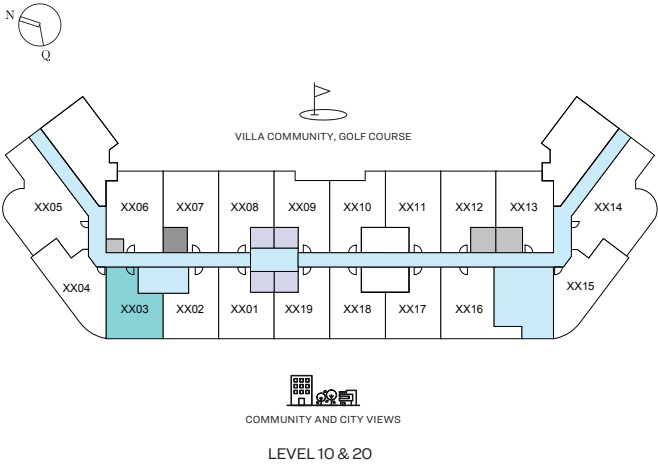
E903, E1003, E1103, E1203, E1303, E1403, E1503, E1603, E1703, E1803, E1903, E2003, E2103, E2203, E2303, E2403, E2503, E2603, E2803, E2903, E3003, E3103, E3203, E3303, E3403, E3503, E3603, E3703, E3803, E3903, E4003, E4103, E4203, E4303, E4403, E4503, E4603

Disclaimer: 1. All dimensions are in metric, measured to wall finishes. 2. All materials, dimensions & drawings are approximate. 3. Information is subject to change without notice, at developer's absolute discretion. 4. Actual area may vary from the stated area. 5. Drawing are not to scale. 6. All images used are for illustrative purpose only and do not represent the actual size, features, specifications, fittings and furnishings. 7. The developer reserves the right to make revisions/ alterations, at its absolute discretion, without any liability whatsoever.

1 BEDROOM APARTMENT  
TYPE D (with balcony)

**TOTAL SALEABLE AREA**  
SUITE RANGE = 482.01 Q.FT. - 483.73 SQ.FT.  
BALCONY RANGE = 53.93 SQ.FT. - 55.54 SQ.FT.  
TOTAL RANGE = 537.55 SQ.FT. - 537.66 SQ.FT.

UNIT



List of unit numbers with this unit plan:

VIEWS

**Street View**  
E203, E303, E403, E503, E603, E703, E803

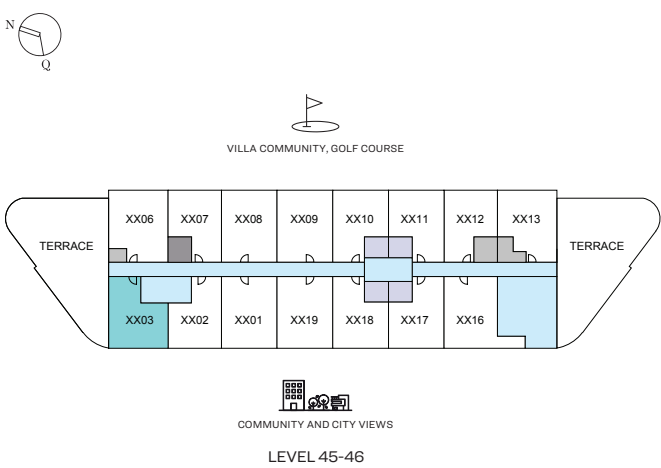
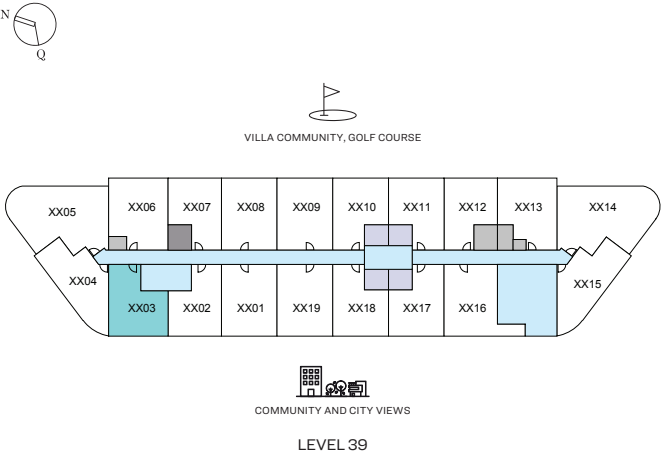
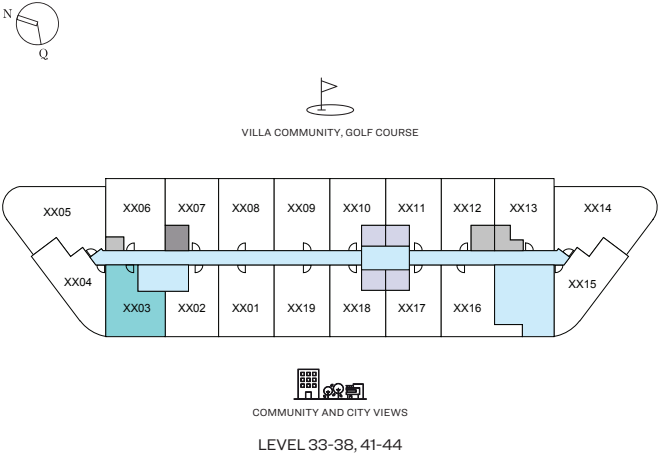
**Community, City View**  
E903, E1003, E1103, E1203, E1303, E1403, E1503, E1603, E1703, E1803, E1903, E2003, E2103, E2203, E2303, E2403, E2503, E2603, E2803, E2903, E3003, E3103, E3203, E3303, E3403, E3503, E3603, E3703, E3803, E3903, E4003, E4103, E4203, E4303, E4403, E4503, E4603

Disclaimer: 1. All dimensions are in metric, measured to wall finishes. 2. All materials, dimensions & drawings are approximate. 3. Information is subject to change without notice, at developer's absolute discretion. 4. Actual area may vary from the stated area. 5. Drawing are not to scale. 6. All images used are for illustrative purpose only and do not represent the actual size, features, specifications, fittings and furnishings. 7. The developer reserves the right to make revisions/ alterations, at its absolute discretion, without any liability whatsoever.

1 BEDROOM APARTMENT  
TYPE D (with balcony)

**TOTAL SALEABLE AREA**  
SUITE RANGE = 482.01 Q.FT. - 483.73 SQ.FT.  
BALCONY RANGE = 53.93 SQ.FT. - 55.54 SQ.FT.  
TOTAL RANGE = 537.55 SQ.FT. - 537.66 SQ.FT.

UNIT



List of unit numbers with this unit plan:

**VIEWS**

**Street View**  
E203, E303, E403, E503, E603, E703, E803

**Community, City View**  
E903, E1003, E1103, E1203, E1303, E1403, E1503, E1603, E1703, E1803, E1903, E2003, E2103, E2203, E2303, E2403, E2503, E2603, E2803, E2903, E3003, E3103, E3203, E3303, E3403, E3503, E3603, E3703, E3803, E3903, E4003, E4103, E4203, E4303, E4403, E4503, E4603

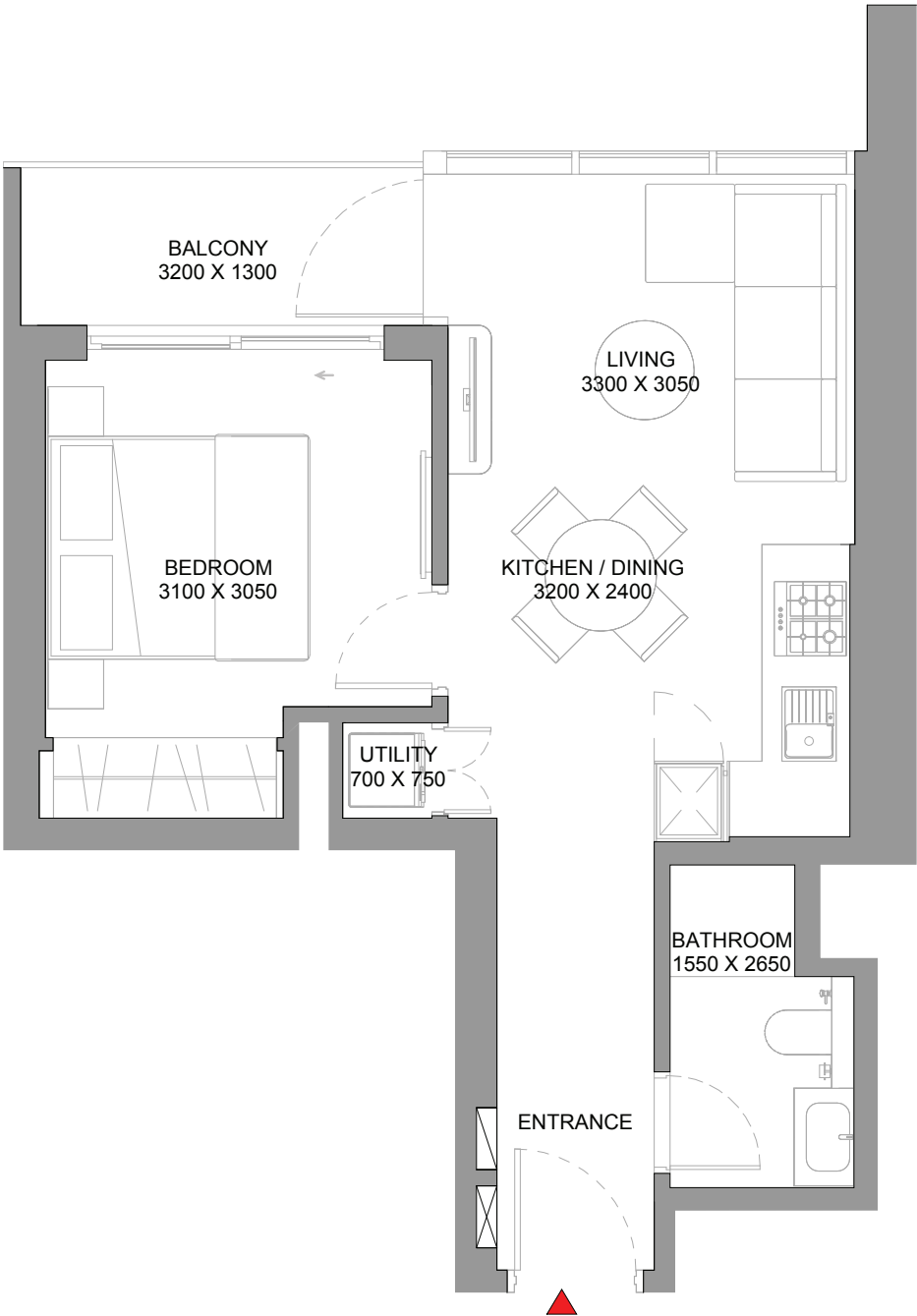
Disclaimer: 1. All dimensions are in metric, measured to wall finishes. 2. All materials, dimensions & drawings are approximate. 3. Information is subject to change without notice, at developer's absolute discretion. 4. Actual area may vary from the stated area. 5. Drawing are not to scale. 6. All images used are for illustrative purpose only and do not represent the actual size, features, specifications, fittings and furnishings. 7. The developer reserves the right to make revisions/ alterations, at its absolute discretion, without any liability whatsoever.

1 BEDROOM APARTMENT

TYPE D (with balcony)

TOTAL SALEABLE AREA

SUITE RANGE = 482.01 Q.FT. - 483.73 SQ.FT.  
BALCONY RANGE = 53.93 SQ.FT. - 55.54 SQ.FT.  
TOTAL RANGE = 537.55 SQ.FT. - 537.66 SQ.FT.



List of unit numbers with this unit plan:

VIEWS

Street View

E203, E303, E403, E503, E603, E703, E803

Community, City View

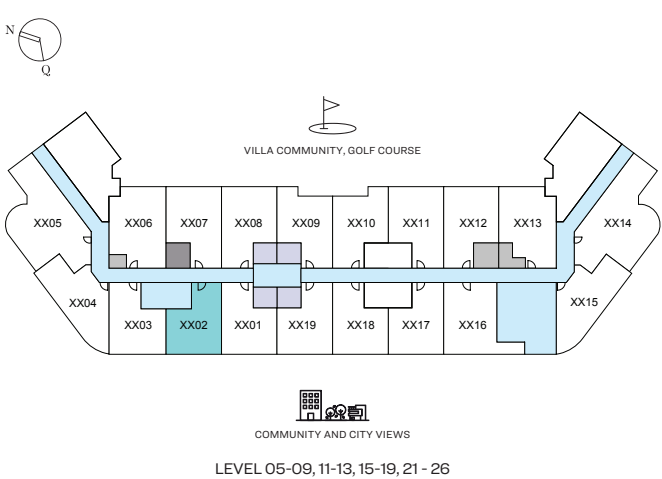
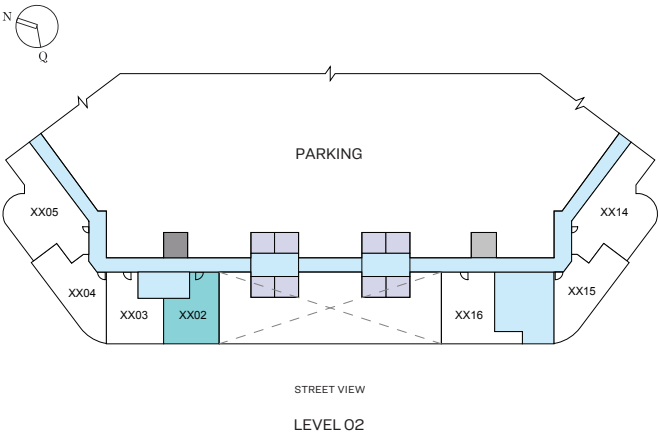
E903, E1003, E1103, E1203, E1303, E1403, E1503, E1603, E1703, E1803, E1903, E2003, E2103, E2203, E2303, E2403, E2503, E2603, E2803, E2903, E3003, E3103, E3203, E3303, E3403, E3503, E3603, E3703, E3803, E3903, E4003, E4103, E4203, E4303, E4403, E4503, E4603

Disclaimer: 1. All dimensions are in metric, measured to wall finishes. 2. All materials, dimensions & drawings are approximate. 3. Information is subject to change without notice, at developer's absolute discretion. 4. Actual area may vary from the stated area. 5. Drawing are not to scale. 6. All images used are for illustrative purpose only and do not represent the actual size, features, specifications, fittings and furnishings. 7. The developer reserves the right to make revisions/ alterations, at its absolute discretion, without any liability whatsoever.

1 BEDROOM APARTMENT  
TYPE E (with balcony)

TOTAL SALEABLE AREA  
SUITE RANGE = 480.61 SQ.FT. - 482.22 SQ.FT.  
BALCONY RANGE = 53.93 SQ.FT. - 55.54 SQ.FT.  
TOTAL = 536.15 SQ.FT.

UNIT



List of unit numbers with this unit plan:

VIEWS

Street View  
E202, E302, E402, E502, E602, E702, E802

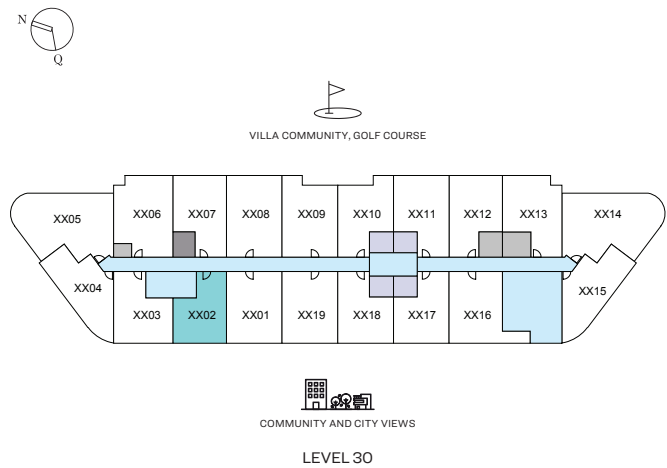
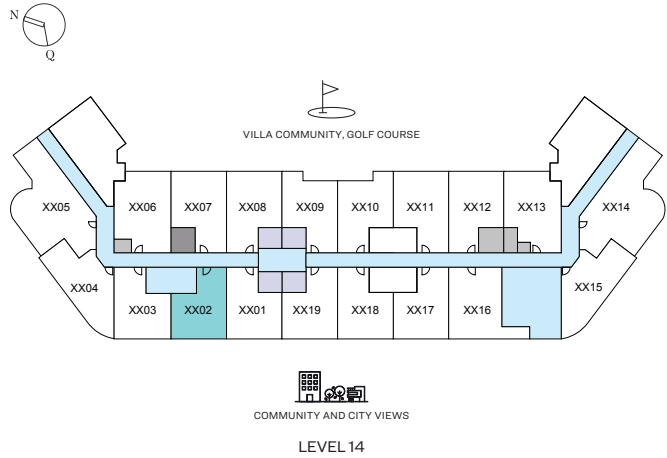
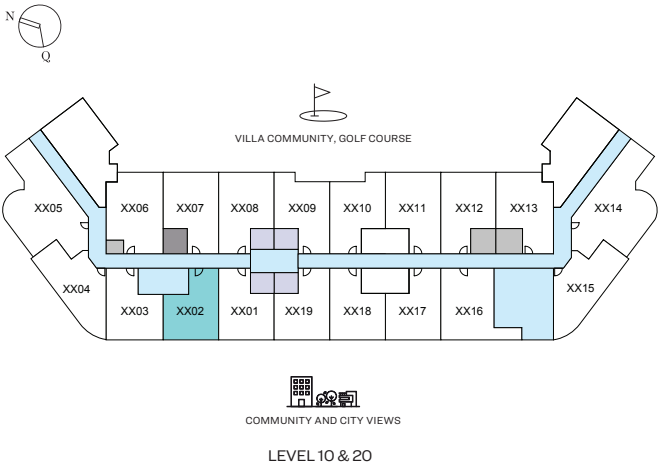
Community, City View  
E902, E1002, E1102, E1202, E1302, E1402, E1502, E1602, E1702, E1802, E1902, E2002, E2102, E2202, E2302, E2402, E2502, E2602, E2802, E2902, E3002, E3102, E3202, E3302, E3402, E3502, E3602, E3702, E3802, E3902, E4002, E4102, E4202, E4302, E4402, E4502, E4602

Disclaimer: 1. All dimensions are in metric, measured to wall finishes. 2. All materials, dimensions & drawings are approximate. 3. Information is subject to change without notice, at developer's absolute discretion. 4. Actual area may vary from the stated area. 5. Drawing are not to scale. 6. All images used are for illustrative purpose only and do not represent the actual size, features, specifications, fittings and furnishings. 7. The developer reserves the right to make revisions/ alterations, at its absolute discretion, without any liability whatsoever.

1 BEDROOM APARTMENT  
TYPE E (with balcony)

**TOTAL SALEABLE AREA**  
SUITE RANGE = 480.61 SQ.FT. - 482.22 SQ.FT.  
BALCONY RANGE = 53.93 SQ.FT. - 55.54 SQ.FT.  
TOTAL = 536.15 SQ.FT.

UNIT



List of unit numbers with this unit plan:

**VIEWS**

**Street View**  
E202, E302, E402, E502, E602, E702, E802

**Community, City View**  
E902, E1002, E1102, E1202, E1302, E1402, E1502, E1602, E1702, E1802, E1902, E2002, E2102, E2202, E2302, E2402, E2502, E2602, E2802, E2902, E3002, E3102, E3202, E3302, E3402, E3502, E3602, E3702, E3802, E3902, E4002, E4102, E4202, E4302, E4402, E4502, E4602

Disclaimer: 1. All dimensions are in metric, measured to wall finishes. 2. All materials, dimensions & drawings are approximate. 3. Information is subject to change without notice, at developer's absolute discretion. 4. Actual area may vary from the stated area. 5. Drawing are not to scale. 6. All images used are for illustrative purpose only and do not represent the actual size, features, specifications, fittings and furnishings. 7. The developer reserves the right to make revisions/ alterations, at its absolute discretion, without any liability whatsoever.

# 1 BEDROOM APARTMENT

## TYPE E (with balcony)

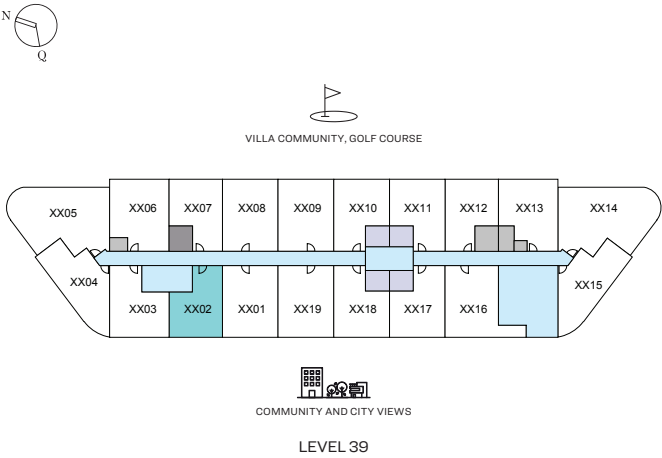
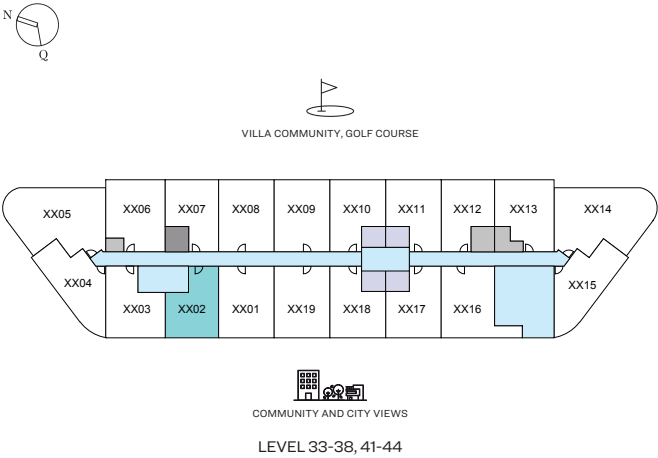
TOTAL SALEABLE AREA

SUITE RANGE = 480.61 SQ.FT. - 482.22 SQ.FT.

BALCONY RANGE = 53.93 SQ.FT. - 55.54 SQ.FT.

TOTAL = 536.15 SQ.FT.

UNIT



List of unit numbers with this unit plan:

### VIEWS

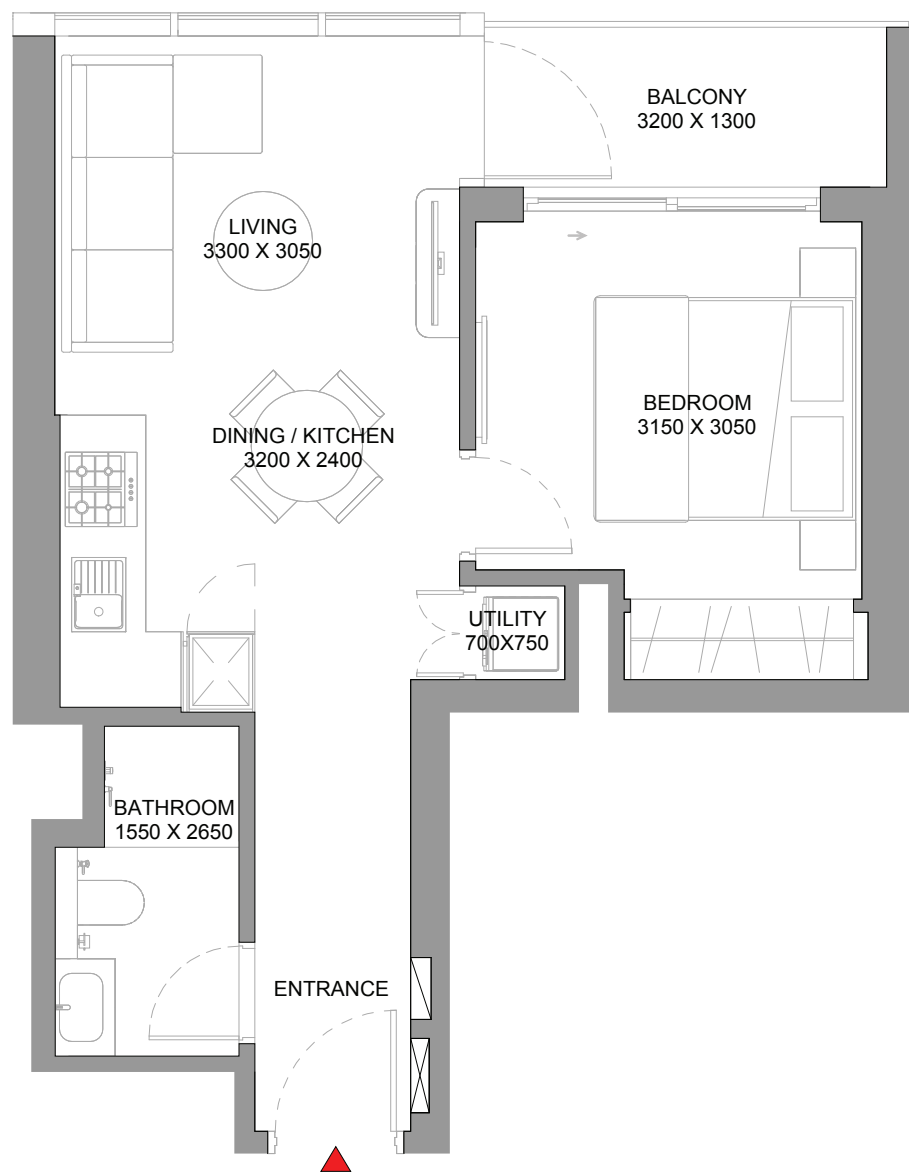
Street View  
E202, E302, E402, E502, E602, E702, E802

Community, City View  
E902, E1002, E1102, E1202, E1302, E1402, E1502, E1602, E1702, E1802, E1902, E2002, E2102, E2202, E2302, E2402, E2502, E2602, E2802, E2902, E3002, E3102, E3202, E3302, E3402, E3502, E3602, E3702, E3802, E3902, E4002, E4102, E4202, E4302, E4402, E4502, E4602

Disclaimer: 1. All dimensions are in metric, measured to wall finishes. 2. All materials, dimensions & drawings are approximate. 3. Information is subject to change without notice, at developer's absolute discretion. 4. Actual area may vary from the stated area. 5. Drawing are not to scale. 6. All images used are for illustrative purpose only and do not represent the actual size, features, specifications, fittings and furnishings. 7. The developer reserves the right to make revisions/ alterations, at its absolute discretion, without any liability whatsoever.

1 BEDROOM APARTMENT  
TYPE E (with balcony)

TOTAL SALEABLE AREA  
SUITE RANGE = 480.61 SQ.FT. - 482.22 SQ.FT.  
BALCONY RANGE = 53.93 SQ.FT. - 55.54 SQ.FT.  
TOTAL = 536.15 SQ.FT.



List of unit numbers with this unit plan:

VIEWS

Street View  
E202, E302, E402, E502, E602, E702, E802

Community, City View  
E902, E1002, E1102, E1202, E1302, E1402, E1502, E1602, E1702, E1802, E1902, E2002, E2102, E2202, E2302, E2402, E2502, E2602, E2802, E2902, E3002, E3102, E3202, E3302, E3402, E3502, E3602, E3702, E3802, E3902, E4002, E4102, E4202, E4302, E4402, E4502, E4602

Disclaimer: 1. All dimensions are in metric, measured to wall finishes. 2. All materials, dimensions & drawings are approximate. 3. Information is subject to change without notice, at developer's absolute discretion. 4. Actual area may vary from the stated area. 5. Drawing are not to scale. 6. All images used are for illustrative purpose only and do not represent the actual size, features, specifications, fittings and furnishings. 7. The developer reserves the right to make revisions/ alterations, at its absolute discretion, without any liability whatsoever.



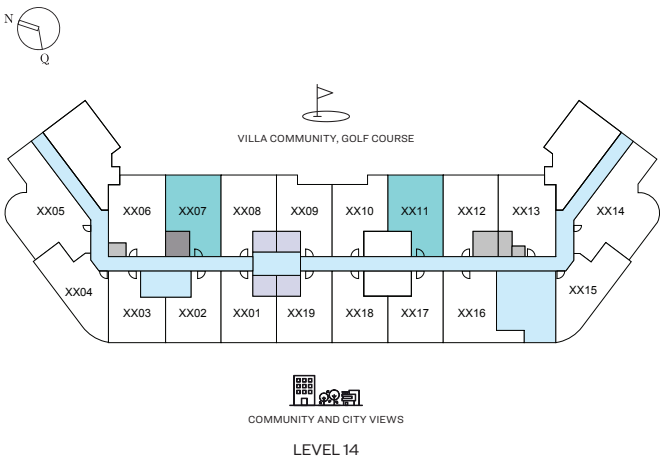
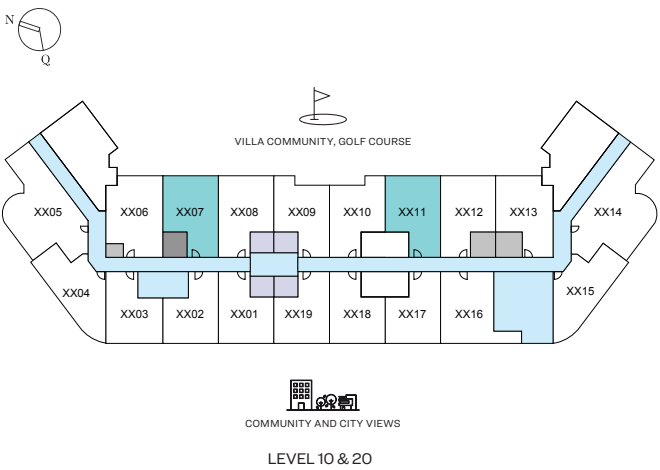
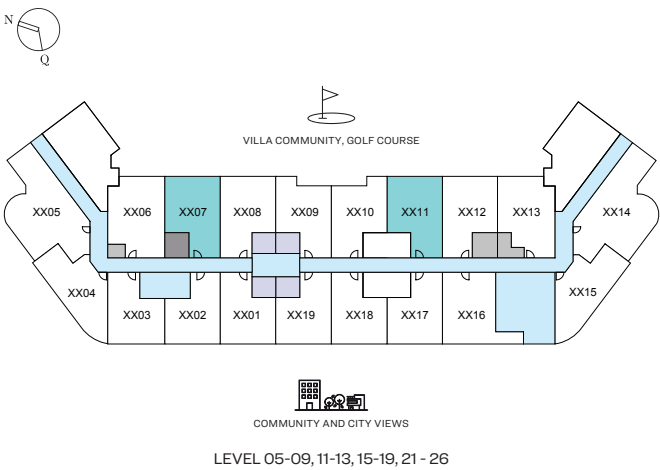
# 1 BEDROOM APARTMENT

TYPE F (with balcony)

## TOTAL SALEABLE AREA

SUITE RANGE = 490.08 SQ.FT. - 490.51 SQ.FT.  
BALCONY RANGE = 148.33 SQ.FT. - 148.76 SQ.FT.  
TOTAL = 638.84 SQ.FT.

UNIT



List of unit numbers with this unit plan:

## VIEWS

### Villa community

E2111, E2211, E2311, E2411, E2511, E2611, E2811, E2911, E3011, E3111, E3211

### Villa community, Amenities

E511, E611, E711, E811, E911, E1011, E1111, E1211, E1311, E1411, E1511, E1611, E1711, E1811, E1911, E2011

### Villa community, Amenities, Golf Course

E507, E607, E707, E807, E907, E1007, E1107, E1207, E1307, E1407, E1507, E1607, E1707, E1807, E1907, E2007

### Villa community, Golf Course

E2107, E2207, E2307, E2407, E2507, E2607, E2807, E2907, E3007, E3107, E3207

Disclaimer: 1. All dimensions are in metric, measured to wall finishes. 2. All materials, dimensions & drawings are approximate. 3. Information is subject to change without notice, at developer's absolute discretion. 4. Actual area may vary from the stated area. 5. Drawing are not to scale. 6. All images used are for illustrative purpose only and do not represent the actual size, features, specifications, fittings and furnishings. 7. The developer reserves the right to make revisions/ alterations, at its absolute discretion, without any liability whatsoever.

1 BEDROOM APARTMENT  
TYPE F (with balcony)

TOTAL SALEABLE AREA  
SUITE RANGE = 490.08 SQ.FT. - 490.51 SQ.FT.  
BALCONY RANGE = 148.33 SQ.FT. - 148.76 SQ.FT.  
TOTAL = 638.84 SQ.FT.

UNIT



List of unit numbers with this unit plan:

VIEWS

Villa community  
E2111, E2211, E2311, E2411, E2511, E2611, E2811, E2911, E3011, E3111, E3211

Villa community, Amenities  
E511, E611, E711, E811, E911, E1011, E1111, E1211, E1311, E1411, E1511, E1611, E1711, E1811, E1911, E2011

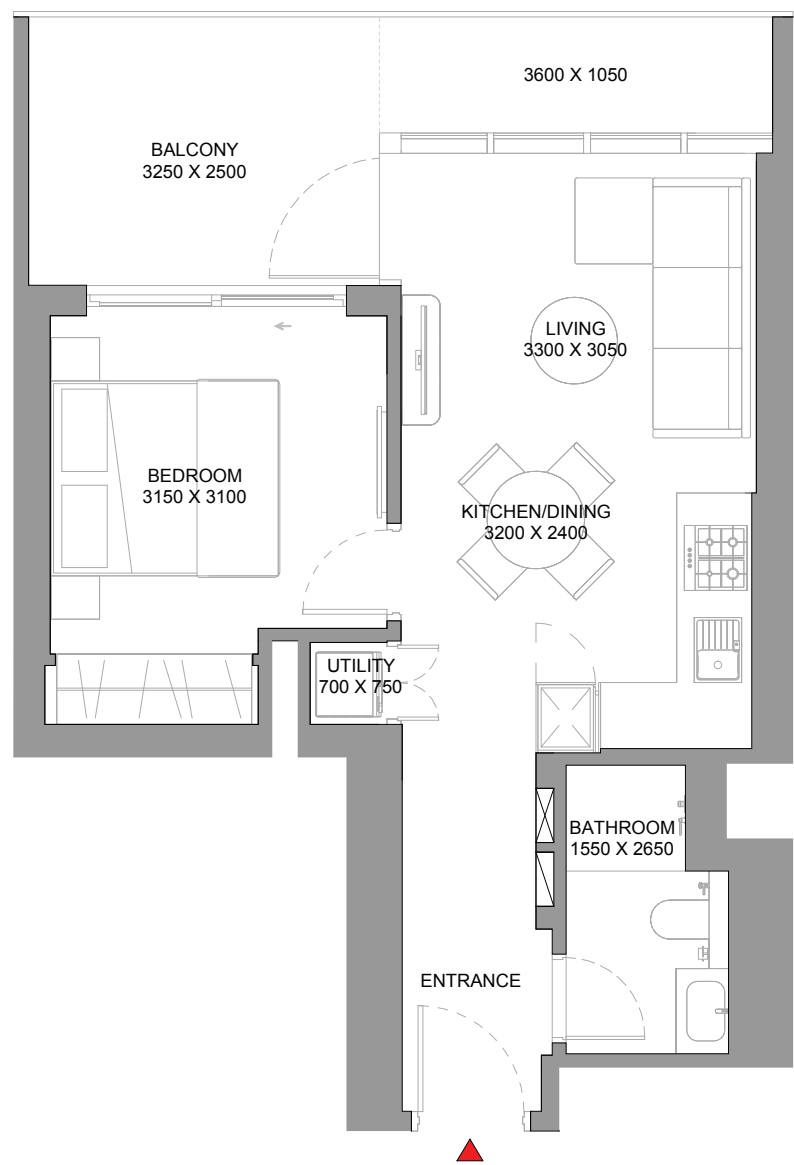
Villa community, Amenities, Golf Course  
E507, E607, E707, E807, E907, E1007, E1107, E1207, E1307, E1407, E1507, E1607, E1707, E1807, E1907, E2007

Villa community, Golf Course  
E2107, E2207, E2307, E2407, E2507, E2607, E2807, E2907, E3007, E3107, E3207

Disclaimer: 1. All dimensions are in metric, measured to wall finishes. 2. All materials, dimensions & drawings are approximate. 3. Information is subject to change without notice, at developer's absolute discretion. 4. Actual area may vary from the stated area. 5. Drawing are not to scale. 6. All images used are for illustrative purpose only and do not represent the actual size, features, specifications, fittings and furnishings. 7. The developer reserves the right to make revisions/ alterations, at its absolute discretion, without any liability whatsoever.

1 BEDROOM APARTMENT  
TYPE F (with balcony)

**TOTAL SALEABLE AREA**  
SUITE RANGE = 490.08 SQ.FT. - 490.51 SQ.FT.  
BALCONY RANGE = 148.33 SQ.FT. - 148.76 SQ.FT.  
TOTAL = 638.84 SQ.FT.



List of unit numbers with this unit plan:

VIEWS

- Villa community**  
E2111, E2211, E2311, E2411, E2511, E2611, E2811, E2911, E3011, E3111, E3211
- Villa community, Amenities**  
E511, E611, E711, E811, E911, E1011, E1111, E1211, E1311, E1411, E1511, E1611, E1711, E1811, E1911, E2011
- Villa community, Amenities, Golf Course**  
E507, E607, E707, E807, E907, E1007, E1107, E1207, E1307, E1407, E1507, E1607, E1707, E1807, E1907, E2007
- Villa community, Golf Course**  
E2107, E2207, E2307, E2407, E2507, E2607, E2807, E2907, E3007, E3107, E3207

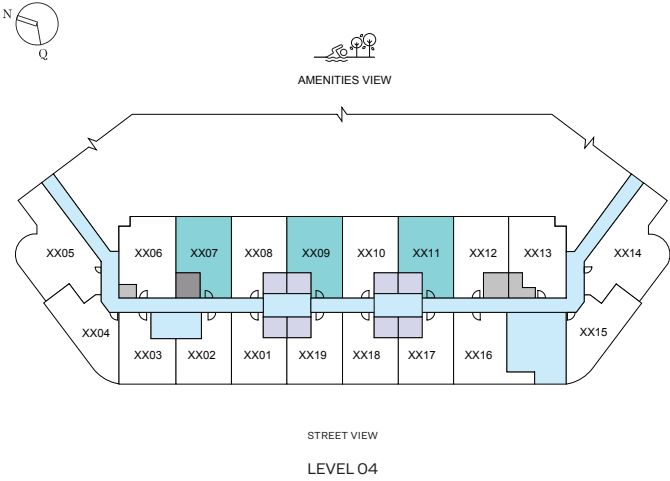


Disclaimer: 1. All dimensions are in metric, measured to wall finishes. 2. All materials, dimensions & drawings are approximate. 3. Information is subject to change without notice, at developer's absolute discretion. 4. Actual area may vary from the stated area. 5. Drawing are not to scale. 6. All images used are for illustrative purpose only and do not represent the actual size, features, specifications, fittings and furnishings. 7. The developer reserves the right to make revisions/ alterations, at its absolute discretion, without any liability whatsoever.

1 BEDROOM APARTMENT  
TYPE F (with yard) VARIANT 1

TOTAL SALEABLE AREA  
SUITE = 491.80 SQ.FT.  
YARD RANGE = 179.00 SQ.FT. - 179.22 SQ.FT.  
TOTAL RANGE = 670.80 SQ.FT. - 671.02 SQ.FT.

UNIT



List of unit numbers with this unit plan:

VIEWS

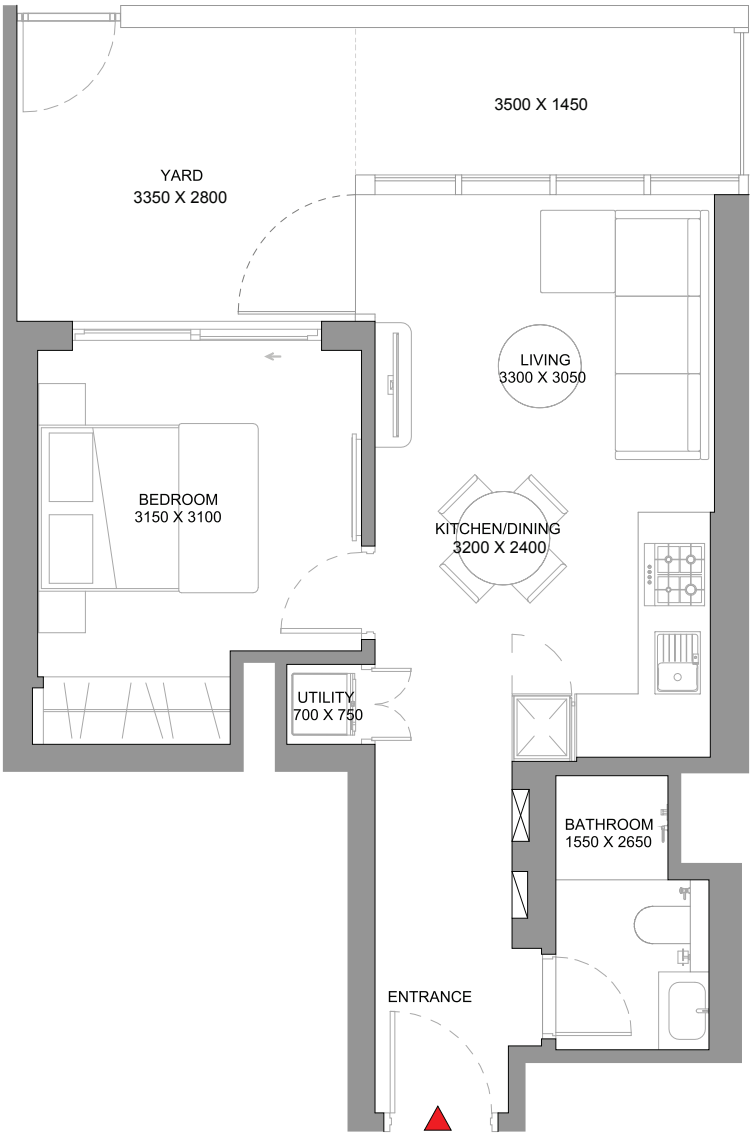
Villa community, Amenities, Golf Course  
E407, E409

Villa community, Amenities  
E411

Disclaimer: 1. All dimensions are in metric, measured to wall finishes. 2. All materials, dimensions & drawings are approximate. 3. Information is subject to change without notice, at developer's absolute discretion. 4. Actual area may vary from the stated area. 5. Drawing are not to scale. 6. All images used are for illustrative purpose only and do not represent the actual size, features, specifications, fittings and furnishings. 7. The developer reserves the right to make revisions/ alterations, at its absolute discretion, without any liability whatsoever.

1 BEDROOM APARTMENT  
TYPE F (with yard) VARIANT 1

TOTAL SALEABLE AREA  
SUITE = 491.80 SQ.FT.  
YARD RANGE = 179.00 SQ.FT. - 179.22 SQ.FT.  
TOTAL RANGE = 670.80 SQ.FT. - 671.02 SQ.FT.



List of unit numbers with this unit plan:

VIEWS

Villa community, Amenities, Golf Course  
E407, E409

Villa community, Amenities  
E411



Disclaimer: 1. All dimensions are in metric, measured to wall finishes. 2. All materials, dimensions & drawings are approximate. 3. Information is subject to change without notice, at developer's absolute discretion. 4. Actual area may vary from the stated area. 5. Drawing are not to scale. 6. All images used are for illustrative purpose only and do not represent the actual size, features, specifications, fittings and furnishings. 7. The developer reserves the right to make revisions/ alterations, at its absolute discretion, without any liability whatsoever.

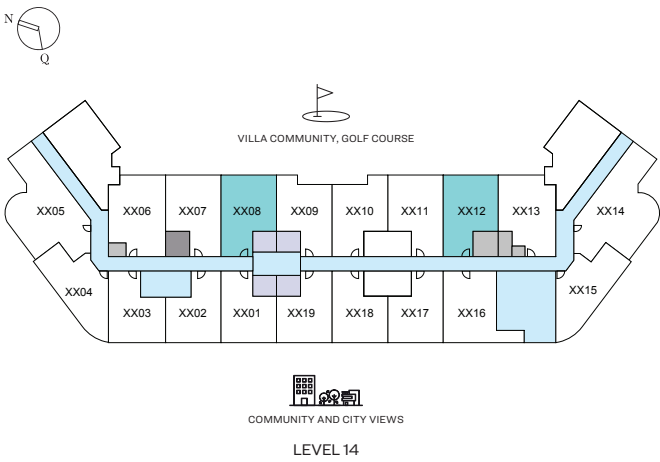
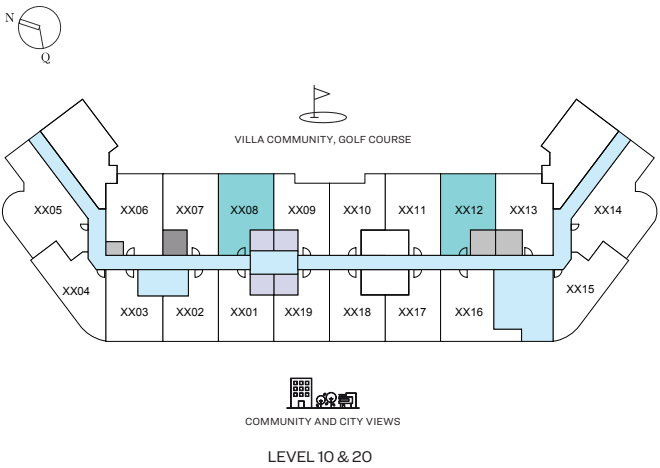
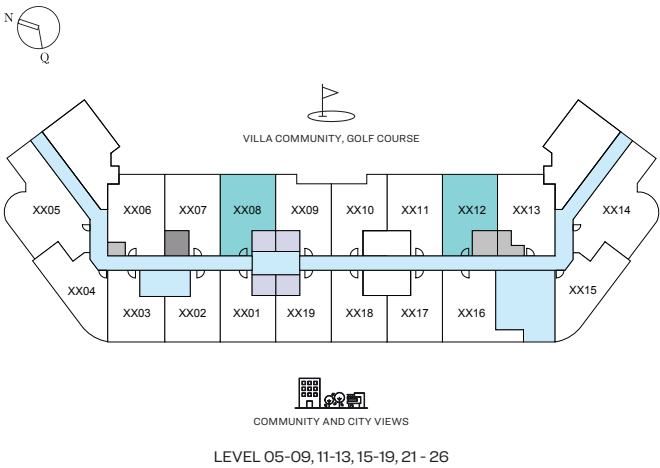
# 1 BEDROOM APARTMENT

TYPE G (with balcony)

## TOTAL SALEABLE AREA

SUITE RANGE = 486.42 SQ.FT. - 490.51 SQ.FT.  
BALCONY RANGE = 148.33 SQ.FT. - 148.76 SQ.FT.  
TOTAL RANGE = 635.18 SQ.FT. - 638.84 SQ.FT.

UNIT



List of unit numbers with this unit plan:

## VIEWS

### Villa community

E2112, E2212, E2312, E2412, E2512, E2612, E2812, E2912, E3012, E3112, E3212

### Villa community, Amenities

E512, E612, E712, E812, E912, E1012, E1112, E1212, E1312, E1412, E1512, E1612, E1712, E1812, E1912, E2012

### Villa community, Amenities, Golf Course

E508, E608, E708, E808, E908, E1008, E1108, E1208, E1308, E1408, E1508, E1608, E1708, E1808, E1908, E2008

### Villa community, Golf Course

E2108, E2208, E2308, E2408, E2508, E2608

Disclaimer: 1. All dimensions are in metric, measured to wall finishes. 2. All materials, dimensions & drawings are approximate. 3. Information is subject to change without notice, at developer's absolute discretion. 4. Actual area may vary from the stated area. 5. Drawing are not to scale. 6. All images used are for illustrative purpose only and do not represent the actual size, features, specifications, fittings and furnishings. 7. The developer reserves the right to make revisions/ alterations, at its absolute discretion, without any liability whatsoever.

1 BEDROOM APARTMENT  
TYPE G (with balcony)

TOTAL SALEABLE AREA  
SUITE RANGE = 486.42 SQ.FT. - 490.51 SQ.FT.  
BALCONY RANGE = 148.33 SQ.FT. - 148.76 SQ.FT.  
TOTAL RANGE = 635.18 SQ.FT. - 638.84 SQ.FT.

UNIT



List of unit numbers with this unit plan:

VIEWS

Villa community  
E2112, E2212, E2312, E2412, E2512, E2612, E2812, E2912, E3012, E3112, E3212

Villa community, Amenities  
E512, E612, E712, E812, E912, E1012, E1112, E1212, E1312, E1412, E1512, E1612, E1712, E1812, E1912, E2012

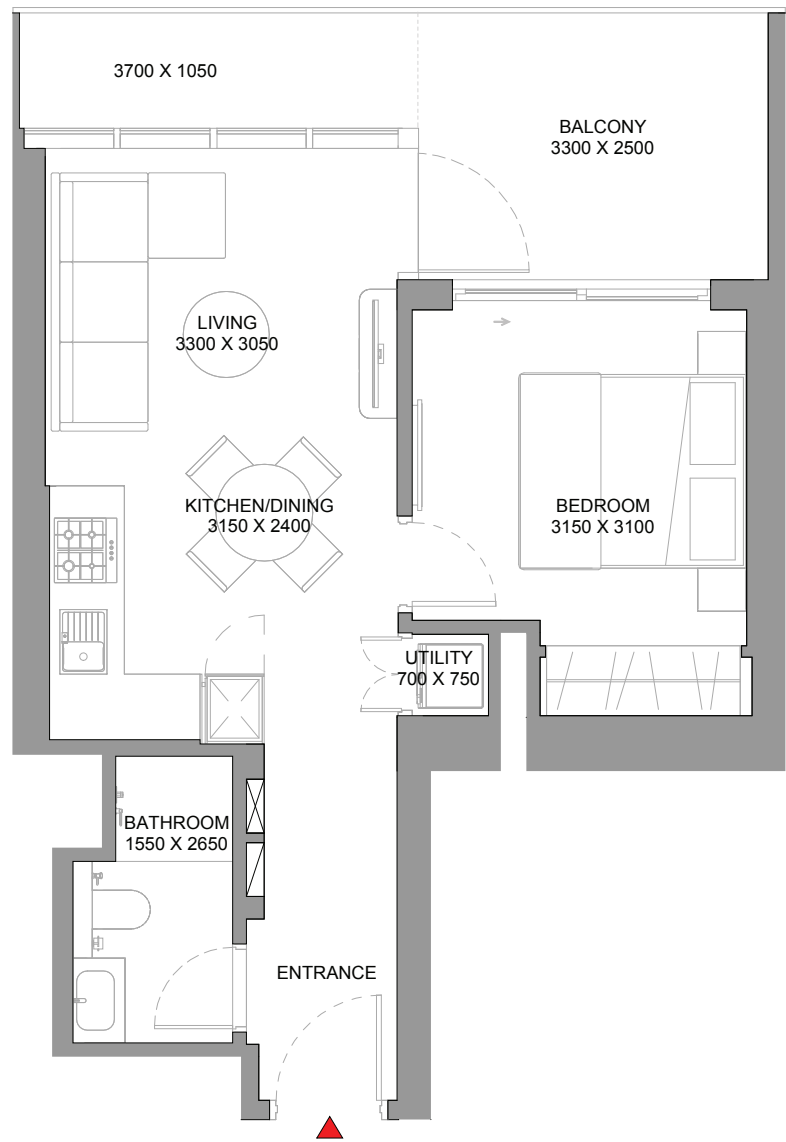
Villa community, Amenities, Golf Course  
E508, E608, E708, E808, E908, E1008, E1108, E1208, E1308, E1408, E1508, E1608, E1708, E1808, E1908, E2008

Villa community, Golf Course  
E2108, E2208, E2308, E2408, E2508, E2608

Disclaimer: 1. All dimensions are in metric, measured to wall finishes. 2. All materials, dimensions & drawings are approximate. 3. Information is subject to change without notice, at developer's absolute discretion. 4. Actual area may vary from the stated area. 5. Drawing are not to scale. 6. All images used are for illustrative purpose only and do not represent the actual size, features, specifications, fittings and furnishings. 7. The developer reserves the right to make revisions/ alterations, at its absolute discretion, without any liability whatsoever.

1 BEDROOM APARTMENT  
TYPE G (with balcony)

**TOTAL SALEABLE AREA**  
SUITE RANGE = 486.42 SQ.FT. - 490.51 SQ.FT.  
BALCONY RANGE = 148.33 SQ.FT. - 148.76 SQ.FT.  
TOTAL RANGE = 635.18 SQ.FT. - 638.84 SQ.FT.



List of unit numbers with this unit plan:

IEWS

- Villa community  
E2112, E2212, E2312, E2412, E2512, E2612, E2812, E2912, E3012, E3112, E3212
- Villa community, Amenities  
E512, E612, E712, E812, E912, E1012, E1112, E1212, E1312, E1412, E1512, E1612, E1712, E1812, E1912, E2012
- Villa community, Amenities, Golf Course  
E508, E608, E708, E808, E908, E1008, E1108, E1208, E1308, E1408, E1508, E1608, E1708, E1808, E1908, E2008
- Villa community, Golf Course  
E2108, E2208, E2308, E2408, E2508, E2608

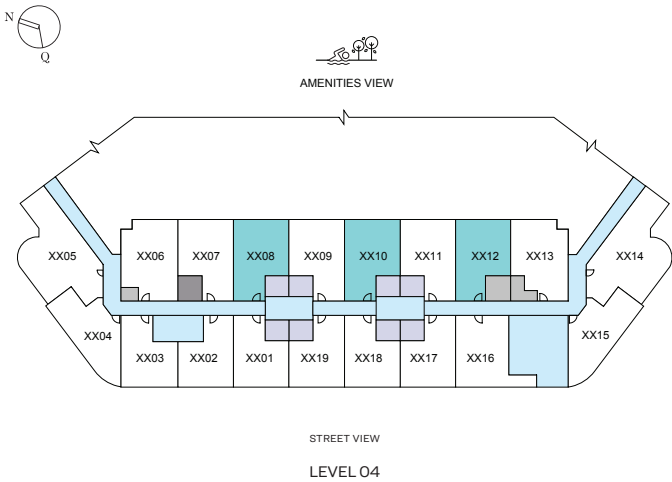


Disclaimer: 1. All dimensions are in metric, measured to wall finishes. 2. All materials, dimensions & drawings are approximate. 3. Information is subject to change without notice, at developer's absolute discretion. 4. Actual area may vary from the stated area. 5. Drawing are not to scale. 6. All images used are for illustrative purpose only and do not represent the actual size, features, specifications, fittings and furnishings. 7. The developer reserves the right to make revisions/ alterations, at its absolute discretion, without any liability whatsoever.

1 BEDROOM APARTMENT  
TYPE G (with yard) VARIANT 1

TOTAL SALEABLE AREA  
SUITE RANGE = 488.14 SQ.FT. - 491.80 SQ.FT.  
YARD RANGE = 179.00 SQ.FT. - 179.22 SQ.FT.  
TOTAL RANGE = 667.14 SQ.FT. - 671.02 SQ.FT.

UNIT



List of unit numbers with this unit plan:

VIEWS

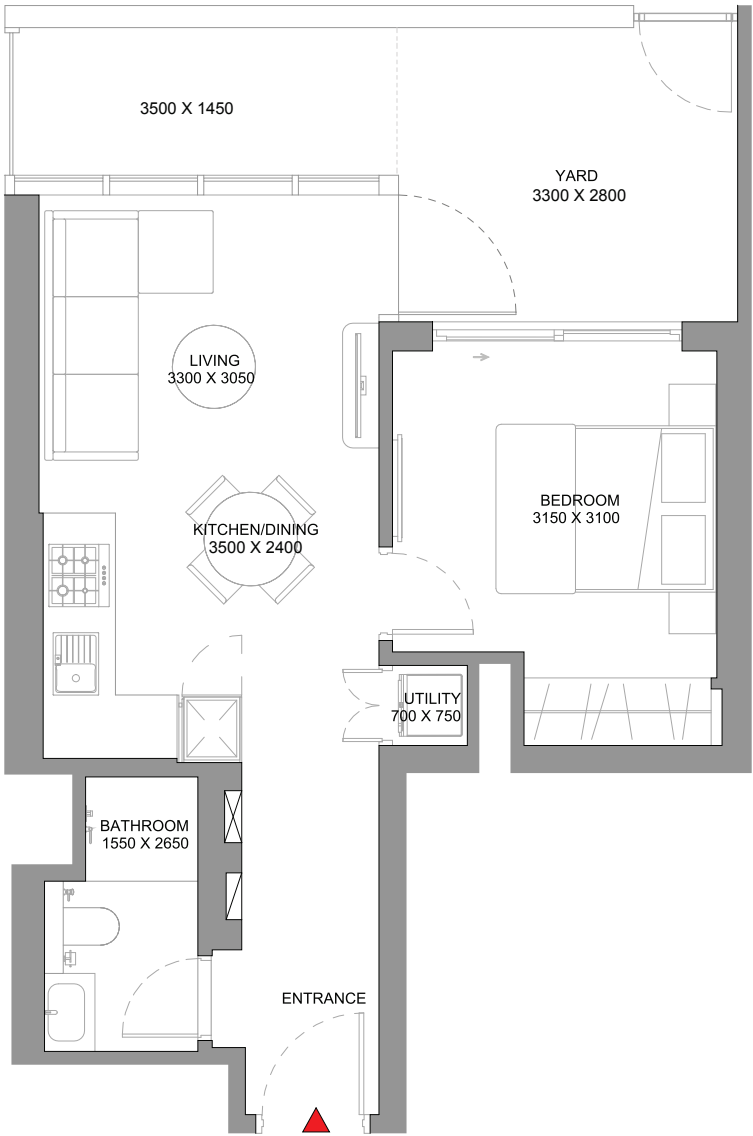
Villa community, Amenities, Golf Course  
E408

Villa community, Amenities  
E410, E412

Disclaimer: 1. All dimensions are in metric, measured to wall finishes. 2. All materials, dimensions & drawings are approximate. 3. Information is subject to change without notice, at developer's absolute discretion. 4. Actual area may vary from the stated area. 5. Drawing are not to scale. 6. All images used are for illustrative purpose only and do not represent the actual size, features, specifications, fittings and furnishings. 7. The developer reserves the right to make revisions/ alterations, at its absolute discretion, without any liability whatsoever.

1 BEDROOM APARTMENT  
TYPE G (with yard) VARIANT 1

**TOTAL SALEABLE AREA**  
SUITE RANGE = 488.14 SQ.FT. - 491.80 SQ.FT.  
YARD RANGE = 179.00 SQ.FT. - 179.22 SQ.FT.  
TOTAL RANGE = 667.14 SQ.FT. - 671.02 SQ.FT.



List of unit numbers with this unit plan:

**VIEWS**

Villa community, Amenities, Golf Course  
E408

Villa community, Amenities  
E410, E412

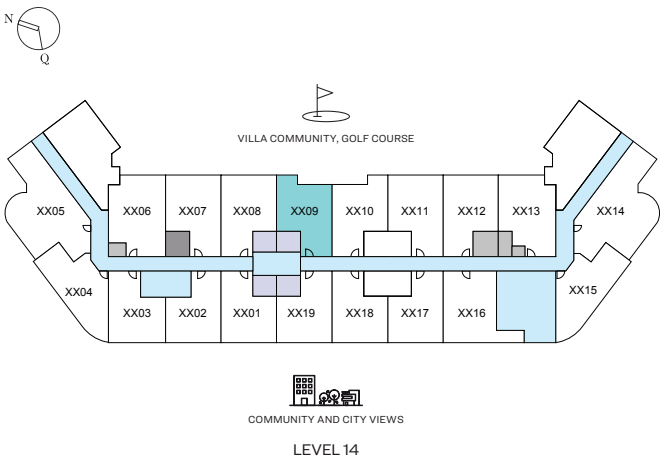
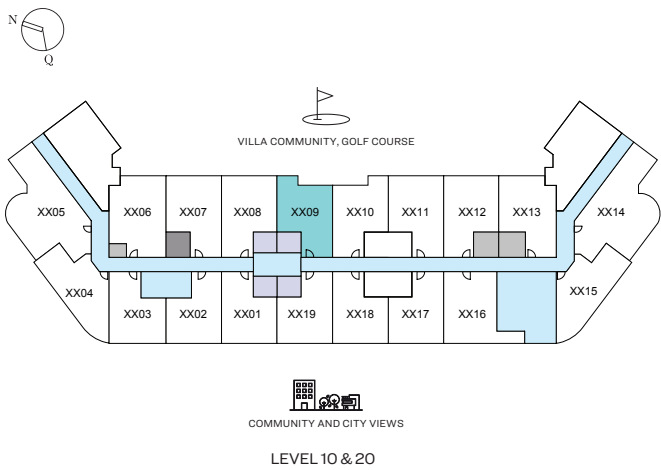
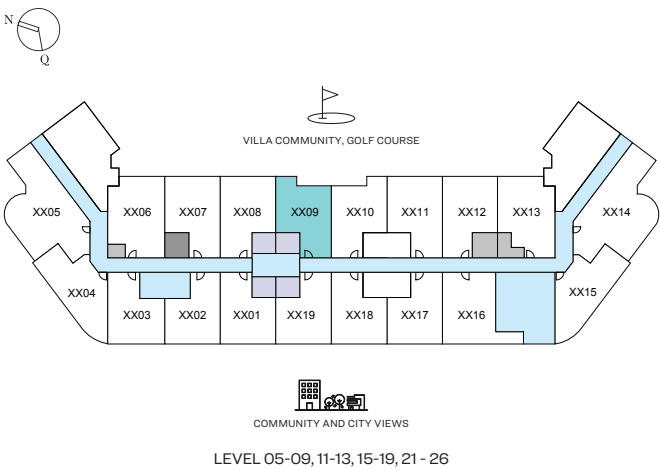


Disclaimer: 1. All dimensions are in metric, measured to wall finishes. 2. All materials, dimensions & drawings are approximate. 3. Information is subject to change without notice, at developer's absolute discretion. 4. Actual area may vary from the stated area. 5. Drawing are not to scale. 6. All images used are for illustrative purpose only and do not represent the actual size, features, specifications, fittings and furnishings. 7. The developer reserves the right to make revisions/ alterations, at its absolute discretion, without any liability whatsoever.

1 BEDROOM APARTMENT  
TYPE H (with balcony)

TOTAL SALEABLE AREA  
SUITE = 490.40 SQ.FT.  
BALCONY = 89.99 SQ.FT.  
TOTAL = 580.39 SQ.FT.

UNIT



List of unit numbers with this unit plan:

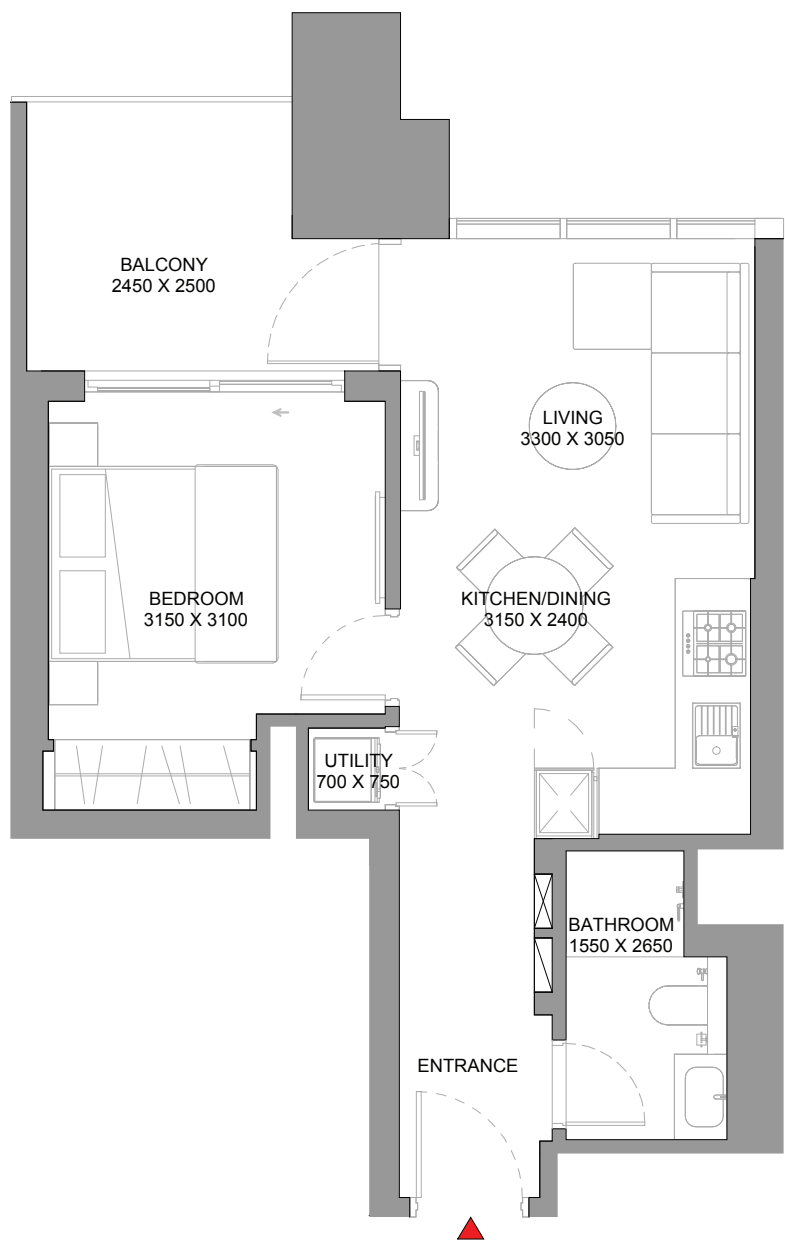
VIEWS

- Villa community, Amenities, Golf Course  
E509, E609, E709, E809, E909, E1009, E1109, E1209, E1309, E1409, E1509, E1609, E1709, E1809, E1909, E2009
- Villa community, Golf Course  
E2109, E2209, E2309, E2409, E2509, E2609

Disclaimer: 1. All dimensions are in metric, measured to wall finishes. 2. All materials, dimensions & drawings are approximate. 3. Information is subject to change without notice, at developer's absolute discretion. 4. Actual area may vary from the stated area. 5. Drawing are not to scale. 6. All images used are for illustrative purpose only and do not represent the actual size, features, specifications, fittings and furnishings. 7. The developer reserves the right to make revisions/ alterations, at its absolute discretion, without any liability whatsoever.

1 BEDROOM APARTMENT  
TYPE H (with balcony)

TOTAL SALEABLE AREA  
SUITE = 490.40 SQ.FT.  
BALCONY = 89.99 SQ.FT.  
TOTAL = 580.39 SQ.FT.



List of unit numbers with this unit plan:

VIEWS

- Villa community, Amenities, Golf Course  
E509, E609, E709, E809, E909, E1009, E1109, E1209, E1309, E1409, E1509, E1609, E1709, E1809, E1909, E2009
- Villa community, Golf Course  
E2109, E2209, E2309, E2409, E2509, E2609



Disclaimer: 1. All dimensions are in metric, measured to wall finishes. 2. All materials, dimensions & drawings are approximate. 3. Information is subject to change without notice, at developer's absolute discretion. 4. Actual area may vary from the stated area. 5. Drawing are not to scale. 6. All images used are for illustrative purpose only and do not represent the actual size, features, specifications, fittings and furnishings. 7. The developer reserves the right to make revisions/ alterations, at its absolute discretion, without any liability whatsoever.

# 1 BEDROOM APARTMENT

TYPE I (with balcony)

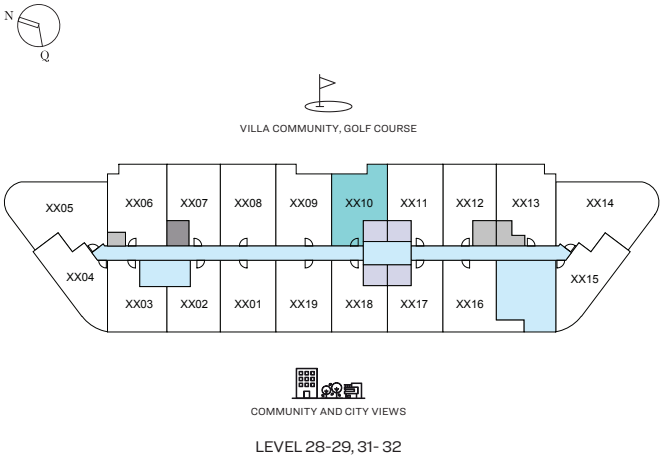
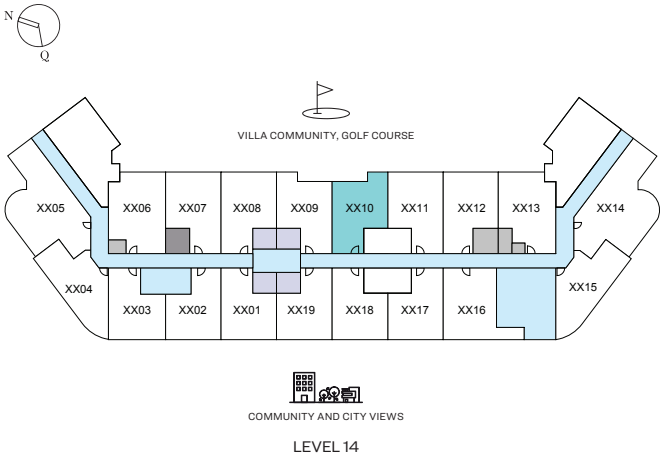
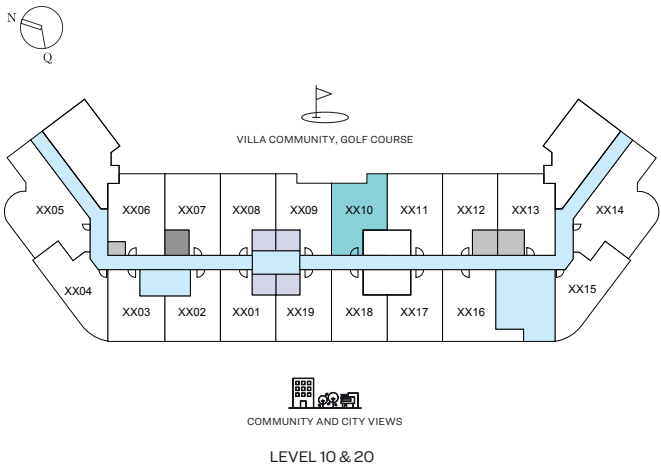
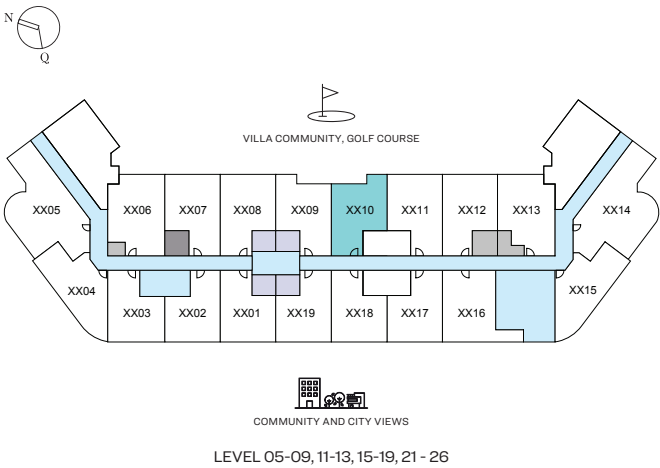
## TOTAL SALEABLE AREA

SUITE RANGE = 489.87 SQ.FT. - 490.30 SQ.FT.

BALCONY RANGE = 89.99 SQ.FT. - 90.09 SQ.FT.

TOTAL RANGE = 579.96 SQ.FT. - 580.29 SQ.FT.

UNIT



List of unit numbers with this unit plan:

## VIEWS

### Villa community, Amenities

E510, E610, E710, E810, E910, E1010, E1110, E1210, E1310, E1410, E1510, E1610, E1710, E1810, E1910, E2010

### Villa community

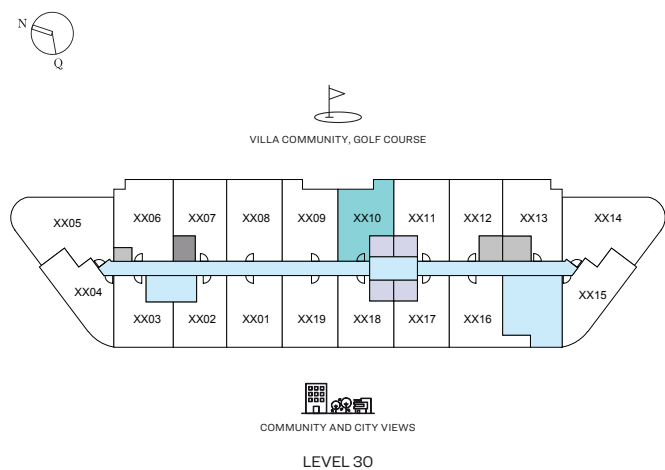
E2110, E2210, E2310, E2410, E2510, E2610, E2810, E2910, E3010, E3110, E3210

Disclaimer: 1. All dimensions are in metric, measured to wall finishes. 2. All materials, dimensions & drawings are approximate. 3. Information is subject to change without notice, at developer's absolute discretion. 4. Actual area may vary from the stated area. 5. Drawing are not to scale. 6. All images used are for illustrative purpose only and do not represent the actual size, features, specifications, fittings and furnishings. 7. The developer reserves the right to make revisions/ alterations, at its absolute discretion, without any liability whatsoever.

1 BEDROOM APARTMENT  
TYPE I (with balcony)

TOTAL SALEABLE AREA  
SUITE RANGE = 489.87 SQ.FT. - 490.30 SQ.FT.  
BALCONY RANGE = 89.99 SQ.FT. - 90.09 SQ.FT.  
TOTAL RANGE = 579.96 SQ.FT. - 580.29 SQ.FT.

UNIT



List of unit numbers with this unit plan:

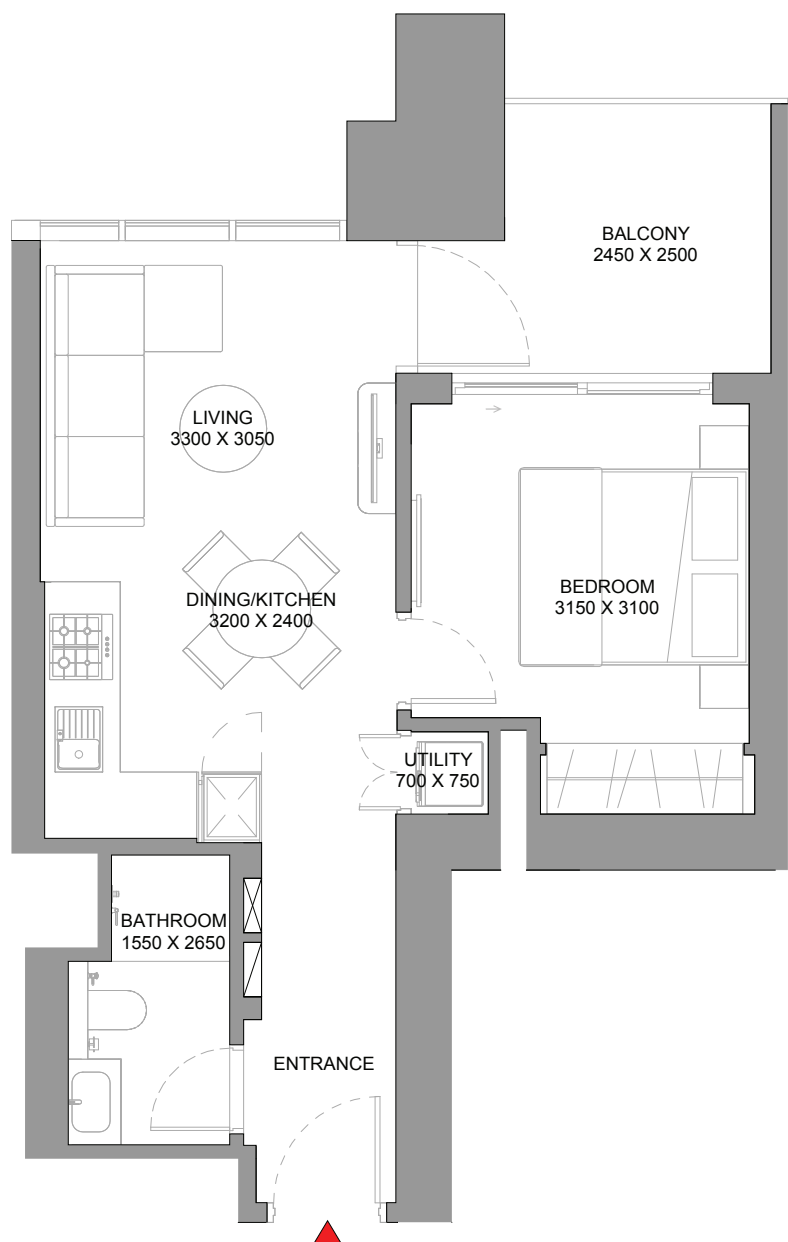
VIEWS

- Villa community, Amenities  
E510, E610, E710, E810, E910, E1010, E1110, E1210, E1310, E1410, E1510, E1610, E1710, E1810, E1910, E2010
- Villa community  
E2110, E2210, E2310, E2410, E2510, E2610, E2810, E2910, E3010, E3110, E3210

Disclaimer: 1. All dimensions are in metric, measured to wall finishes. 2. All materials, dimensions & drawings are approximate. 3. Information is subject to change without notice, at developer's absolute discretion. 4. Actual area may vary from the stated area. 5. Drawing are not to scale. 6. All images used are for illustrative purpose only and do not represent the actual size, features, specifications, fittings and furnishings. 7. The developer reserves the right to make revisions/ alterations, at its absolute discretion, without any liability whatsoever.

1 BEDROOM APARTMENT  
TYPE I (with balcony)

**TOTAL SALEABLE AREA**  
SUITE RANGE = 489.87 SQ.FT. - 490.30 SQ.FT.  
BALCONY RANGE = 89.99 SQ.FT. - 90.09 SQ.FT.  
TOTAL RANGE = 579.96 SQ.FT. - 580.29 SQ.FT.



List of unit numbers with this unit plan:

VIEWES

- Villa community, Amenities  
E510, E610, E710, E810, E910, E1010, E1110, E1210, E1310, E1410, E1510, E1610, E1710, E1810, E1910, E2010
- Villa community  
E2110, E2210, E2310, E2410, E2510, E2610, E2810, E2910, E3010, E3110, E3210



Disclaimer: 1. All dimensions are in metric, measured to wall finishes. 2. All materials, dimensions & drawings are approximate. 3. Information is subject to change without notice, at developer's absolute discretion. 4. Actual area may vary from the stated area. 5. Drawing are not to scale. 6. All images used are for illustrative purpose only and do not represent the actual size, features, specifications, fittings and furnishings. 7. The developer reserves the right to make revisions/ alterations, at its absolute discretion, without any liability whatsoever.

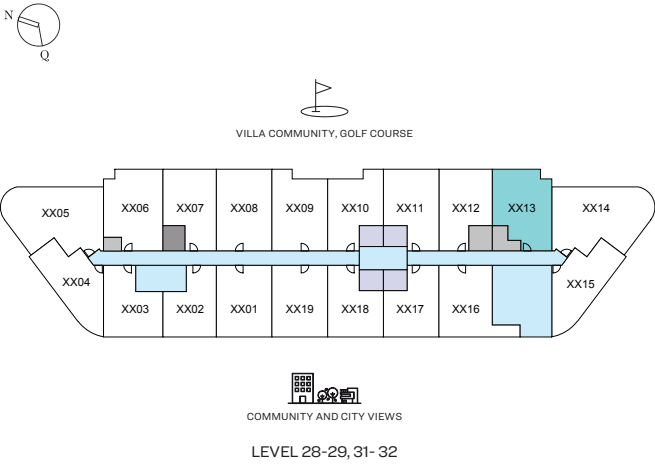
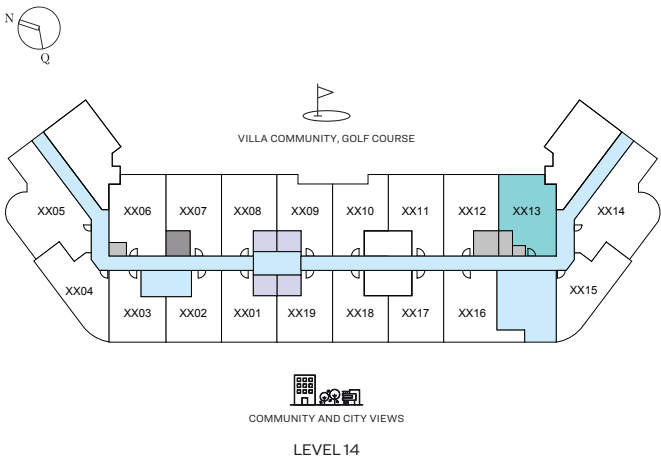
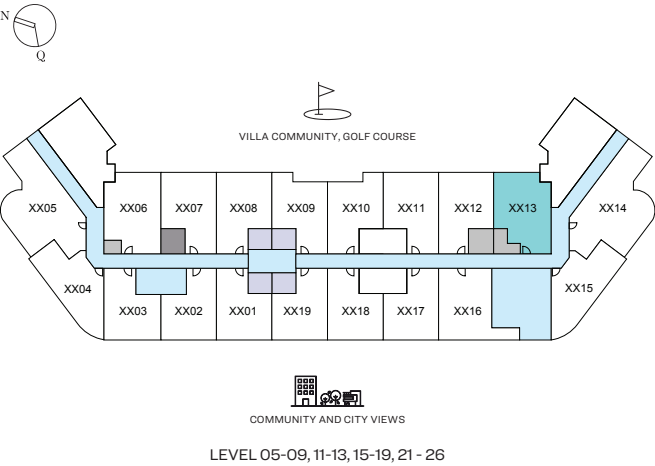
# 1 BEDROOM APARTMENT

TYPE J (with store room + balcony)

## TOTAL SALEABLE AREA

SUITE RANGE = 517.96 SQ.FT. - 521.30 SQ.FT.  
BALCONY RANGE = 132.29 SQ.FT. - 133.90 SQ.FT.  
TOTAL RANGE = 651.86 SQ.FT. - 654.77 SQ.FT.

UNIT



List of unit numbers with this unit plan:

## VIEWS

- Villa community, Amenities**  
E513, E613, E713, E813, E913, E1113, E1213, E1313, E1413, E1513, E1613, E1713, E1813, E1913
- Villa community**  
E2113, E2213, E2313, E2413, E2513, E2613, E2813, E2913, E3113, E3213

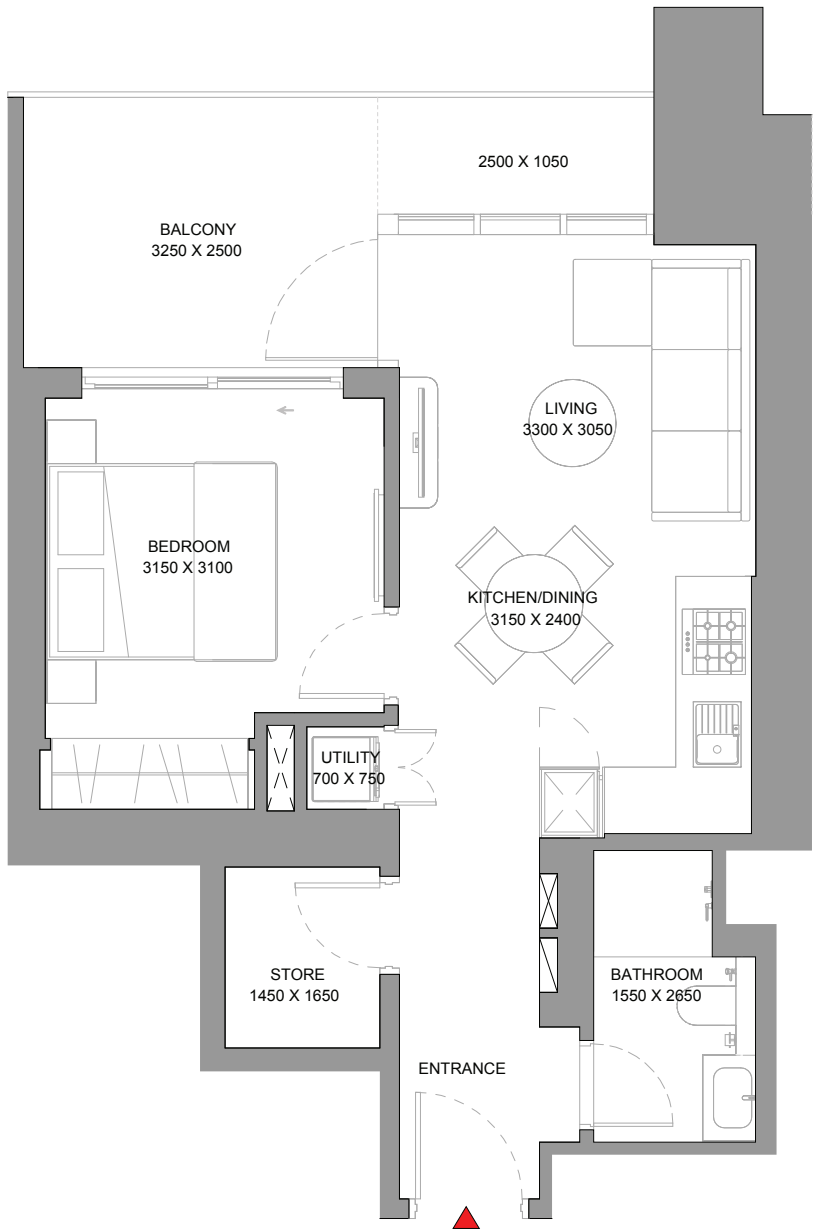
Disclaimer: 1. All dimensions are in metric, measured to wall finishes. 2. All materials, dimensions & drawings are approximate. 3. Information is subject to change without notice, at developer's absolute discretion. 4. Actual area may vary from the stated area. 5. Drawing are not to scale. 6. All images used are for illustrative purpose only and do not represent the actual size, features, specifications, fittings and furnishings. 7. The developer reserves the right to make revisions/ alterations, at its absolute discretion, without any liability whatsoever.

1 BEDROOM APARTMENT

TYPE J (with store room + balcony)

TOTAL SALEABLE AREA

SUITE RANGE = 517.96 SQ.FT. - 521.30 SQ.FT.  
BALCONY RANGE = 132.29 SQ.FT. - 133.90 SQ.FT.  
TOTAL RANGE = 651.86 SQ.FT. - 654.77 SQ.FT.



List of unit numbers with this unit plan:

VIEWS

- Villa community, Amenities  
E513, E613, E713, E813, E913, E1113, E1213, E1313, E1413, E1513, E1613, E1713, E1813, E1913
- Villa community  
E2113, E2213, E2313, E2413, E2513, E2613, E2813, E2913, E3113, E3213



Disclaimer: 1. All dimensions are in metric, measured to wall finishes. 2. All materials, dimensions & drawings are approximate. 3. Information is subject to change without notice, at developer's absolute discretion. 4. Actual area may vary from the stated area. 5. Drawing are not to scale. 6. All images used are for illustrative purpose only and do not represent the actual size, features, specifications, fittings and furnishings. 7. The developer reserves the right to make revisions/ alterations, at its absolute discretion, without any liability whatsoever.

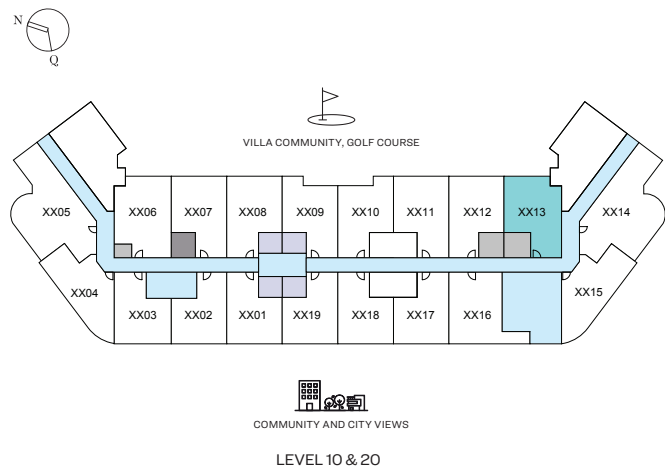
1 BEDROOM APARTMENT

TYPE J (with balcony) VARIANT 1

TOTAL SALEABLE AREA

SUITE RANGE = 485.45 SQ.FT. - 486.21 SQ.FT.  
BALCONY RANGE = 132.29 SQ.FT. - 132.61 SQ.FT.  
TOTAL RANGE = 618.06 SQ.FT. - 618.50 SQ.FT.

UNIT



List of unit numbers with this unit plan:

VIEWS

Villa community, Amenities  
E1013 , E2013

Villa community  
E3013

Disclaimer: 1. All dimensions are in metric, measured to wall finishes. 2. All materials, dimensions & drawings are approximate. 3. Information is subject to change without notice, at developer's absolute discretion. 4. Actual area may vary from the stated area. 5. Drawing are not to scale. 6. All images used are for illustrative purpose only and do not represent the actual size, features, specifications, fittings and furnishings. 7. The developer reserves the right to make revisions/ alterations, at its absolute discretion, without any liability whatsoever.

1 BEDROOM APARTMENT  
TYPE J (with balcony) VARIANT 1

**TOTAL SALEABLE AREA**  
SUITE RANGE = 485.45 SQ.FT. - 486.21 SQ.FT.  
BALCONY RANGE = 132.29 SQ.FT. - 132.61 SQ.FT.  
TOTAL RANGE = 618.06 SQ.FT. - 618.50 SQ.FT.



List of unit numbers with this unit plan:

VIEWS

Villa community, Amenities  
E1013 , E2013

Villa community  
E3013

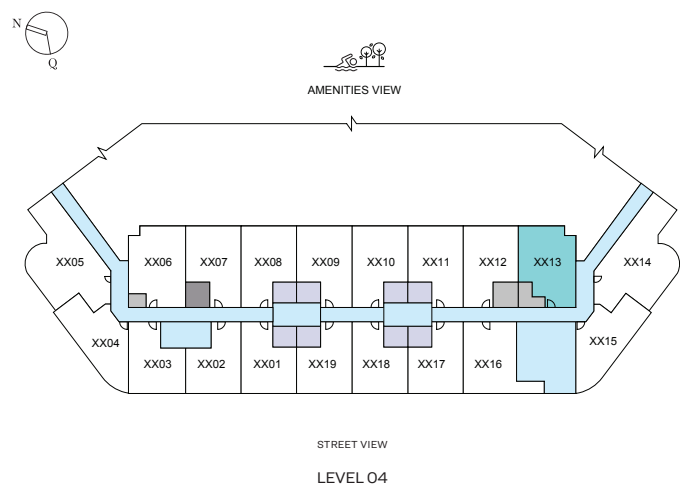


Disclaimer: 1. All dimensions are in metric, measured to wall finishes. 2. All materials, dimensions & drawings are approximate. 3. Information is subject to change without notice, at developer's absolute discretion. 4. Actual area may vary from the stated area. 5. Drawing are not to scale. 6. All images used are for illustrative purpose only and do not represent the actual size, features, specifications, fittings and furnishings. 7. The developer reserves the right to make revisions/ alterations, at its absolute discretion, without any liability whatsoever.

1 BEDROOM APARTMENT  
TYPE J (with store room + yard) VARIANT 2

TOTAL SALEABLE AREA  
SUITE = 520.87 SQ.FT.  
YARD = 159.63 SQ.FT.  
TOTAL = 680.50 SQ.FT.

UNIT



List of unit numbers with this unit plan:

VIEWS

Villa community, Amenities  
E413

Disclaimer: 1. All dimensions are in metric, measured to wall finishes. 2. All materials, dimensions & drawings are approximate. 3. Information is subject to change without notice, at developer's absolute discretion. 4. Actual area may vary from the stated area. 5. Drawing are not to scale. 6. All images used are for illustrative purpose only and do not represent the actual size, features, specifications, fittings and furnishings. 7. The developer reserves the right to make revisions/ alterations, at its absolute discretion, without any liability whatsoever.

1 BEDROOM APARTMENT

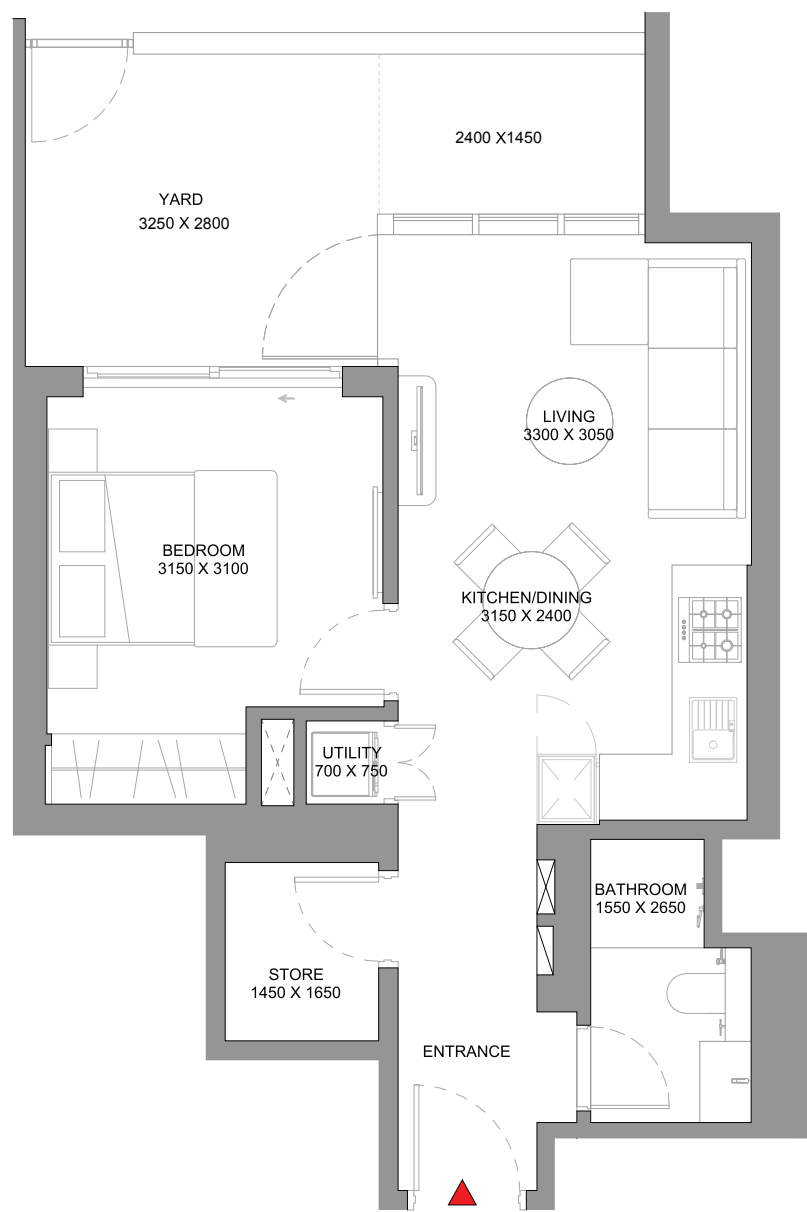
TYPE J (with store room + yard) VARIANT 2

TOTAL SALEABLE AREA

SUITE = 520.87 SQ.FT.

YARD = 159.63 SQ.FT.

TOTAL = 680.50 SQ.FT.



List of unit numbers with this unit plan:

VIEWS

Villa community, Amenities

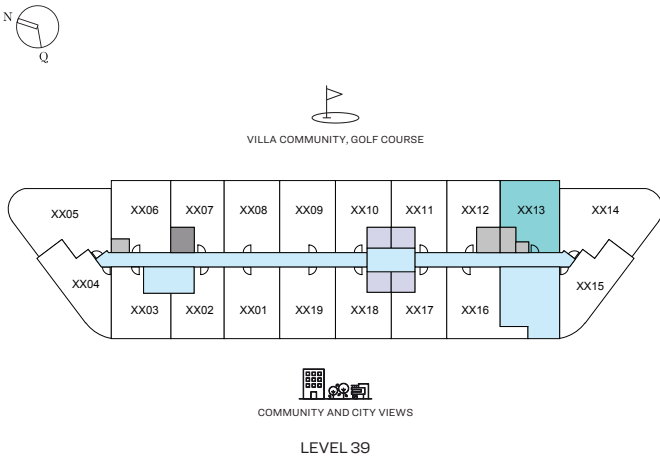
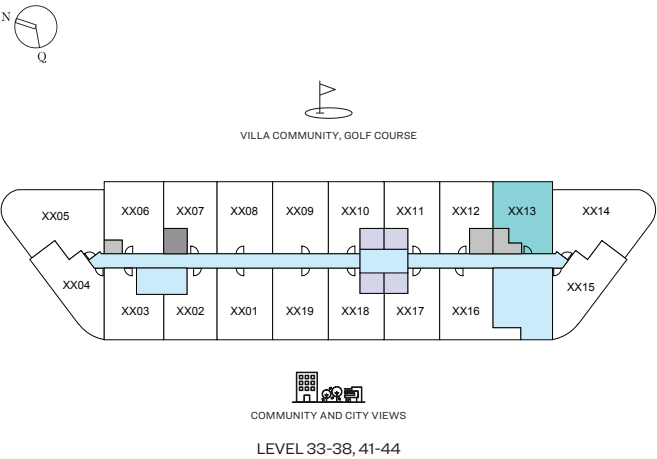
E413

Disclaimer: 1. All dimensions are in metric, measured to wall finishes. 2. All materials, dimensions & drawings are approximate. 3. Information is subject to change without notice, at developer's absolute discretion. 4. Actual area may vary from the stated area. 5. Drawing are not to scale. 6. All images used are for illustrative purpose only and do not represent the actual size, features, specifications, fittings and furnishings. 7. The developer reserves the right to make revisions/ alterations, at its absolute discretion, without any liability whatsoever.

1 BEDROOM APARTMENT  
TYPE K (with store room + balcony)

**TOTAL SALEABLE AREA**  
SUITE RANGE = 519.04 SQ.FT. - 520.76 SQ.FT.  
BALCONY RANGE = 54.36 SQ.FT. - 55.54 SQ.FT.  
TOTAL RANGE = 574.58 SQ.FT. - 575.12 SQ.FT.

UNIT



List of unit numbers with this unit plan:

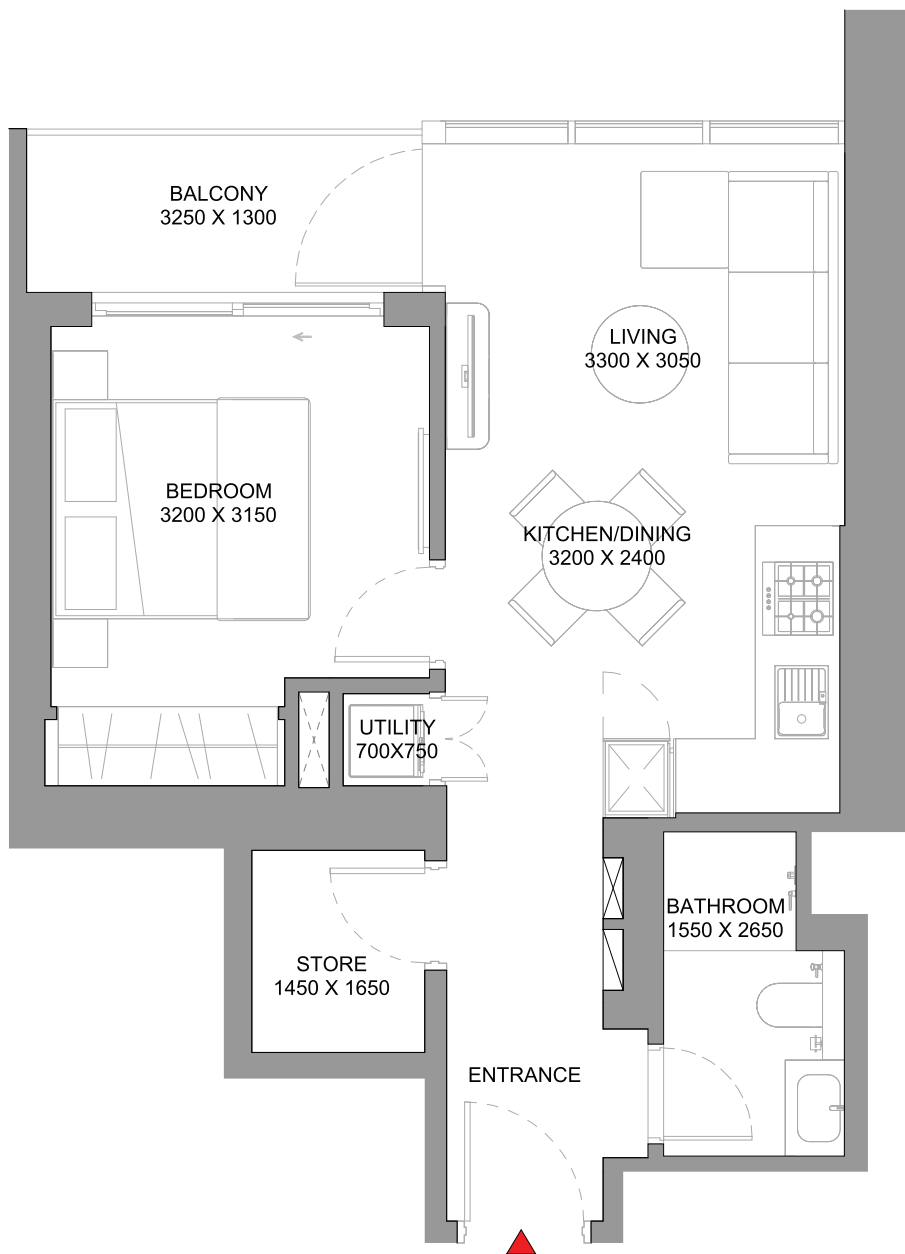
VIEWS

Villa community  
E3313, E3413, E3513, E3613, E3713, E3813, E3913, E4113, E4213, E4313, E4413, E4513, E4613

Disclaimer: 1. All dimensions are in metric, measured to wall finishes. 2. All materials, dimensions & drawings are approximate. 3. Information is subject to change without notice, at developer's absolute discretion. 4. Actual area may vary from the stated area. 5. Drawing are not to scale. 6. All images used are for illustrative purpose only and do not represent the actual size, features, specifications, fittings and furnishings. 7. The developer reserves the right to make revisions/ alterations, at its absolute discretion, without any liability whatsoever.

1 BEDROOM APARTMENT  
TYPE K (with store room + balcony)

TOTAL SALEABLE AREA  
SUITE RANGE = 519.04 SQ.FT. - 520.76 SQ.FT.  
BALCONY RANGE = 54.36 SQ.FT. - 55.54 SQ.FT.  
TOTAL RANGE = 574.58 SQ.FT. - 575.12 SQ.FT.



List of unit numbers with this unit plan:

VIEWS

Villa community  
E3313, E3413, E3513, E3613, E3713, E3813, E3913, E4113, E4213, E4313, E4413, E4513, E4613

Disclaimer: 1. All dimensions are in metric, measured to wall finishes. 2. All materials, dimensions & drawings are approximate. 3. Information is subject to change without notice, at developer's absolute discretion. 4. Actual area may vary from the stated area. 5. Drawing are not to scale. 6. All images used are for illustrative purpose only and do not represent the actual size, features, specifications, fittings and furnishings. 7. The developer reserves the right to make revisions/ alterations, at its absolute discretion, without any liability whatsoever.

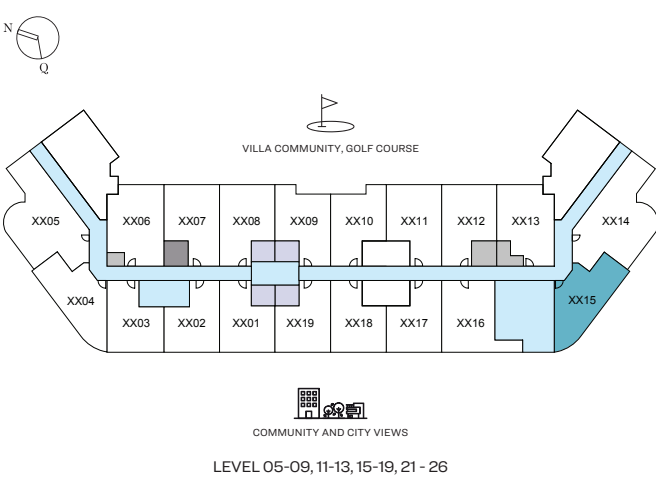
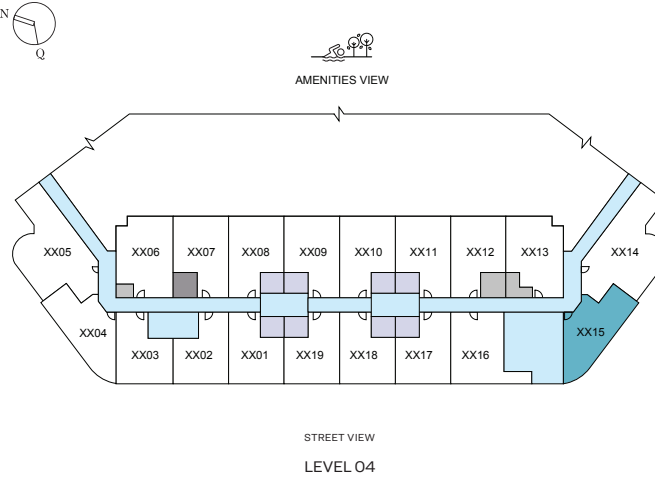
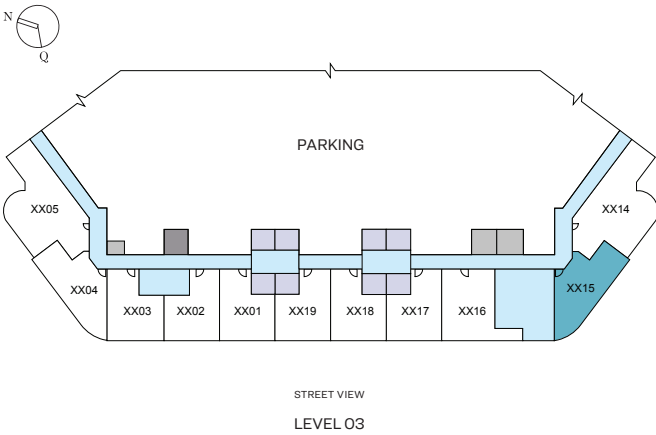
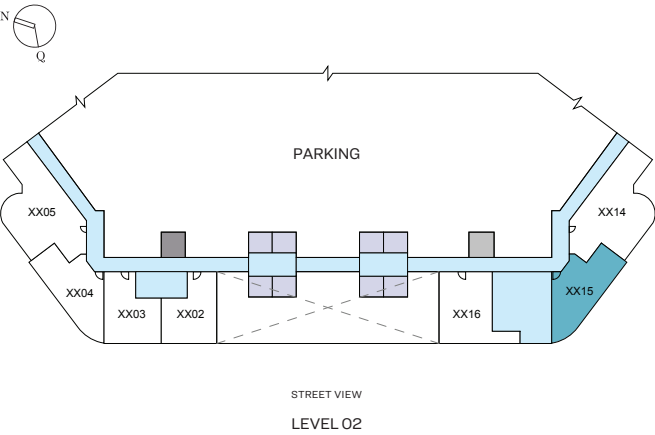
1.5 BEDROOM APARTMENT

TYPE A (with study room + balcony)

TOTAL SALEABLE AREA

SUITE RANGE = 605.04 SQ.FT. - 611.61 SQ.FT.  
BALCONY RANGE = 62.54 SQ.FT. - 63.94 SQ.FT.  
TOTAL RANGE = 668.01 SQ.FT. - 674.15 SQ.FT.

UNIT



List of unit numbers with this unit plan:

VIEWS

Street View

E215, E315, E415, E515, E615, E715, E815

Community, City View

E915, E1015, E1115, E1215, E1315, E1415, E1515, E1615, E1715, E1815, E1915, E2015, E2115, E2215, E2315, E2415, E2515, E2615, E2815, E2915, E3015, E3115, E3215, E3315, E3415, E3515, E3615, E3715, E3815, E3915, E4015, E4115, E4215, E4315, E4415

Disclaimer: 1. All dimensions are in metric, measured to wall finishes. 2. All materials, dimensions & drawings are approximate. 3. Information is subject to change without notice, at developer's absolute discretion. 4. Actual area may vary from the stated area. 5. Drawing are not to scale. 6. All images used are for illustrative purpose only and do not represent the actual size, features, specifications, fittings and furnishings. 7. The developer reserves the right to make revisions/ alterations, at its absolute discretion, without any liability whatsoever.

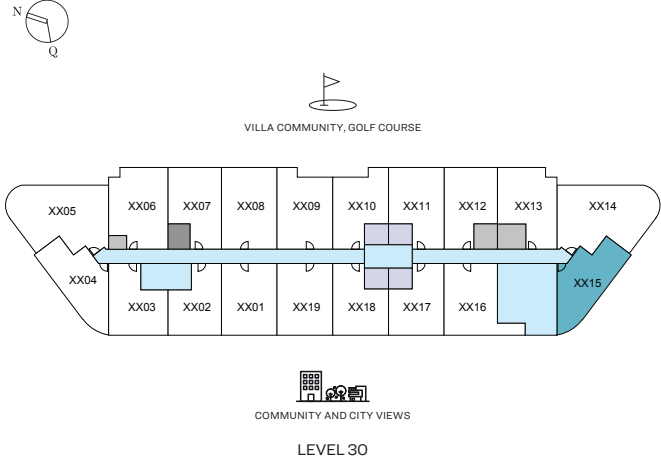
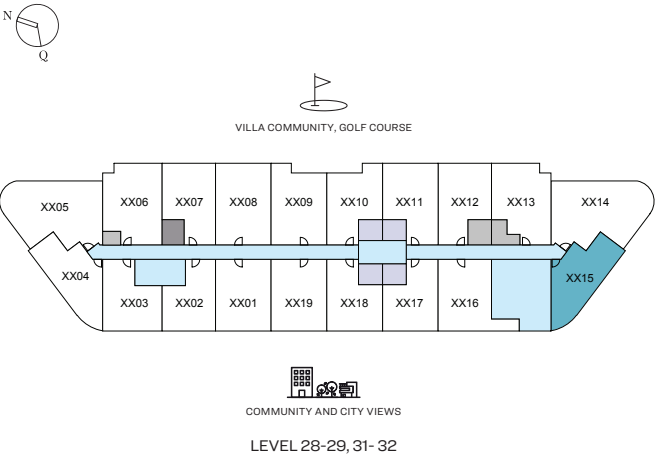
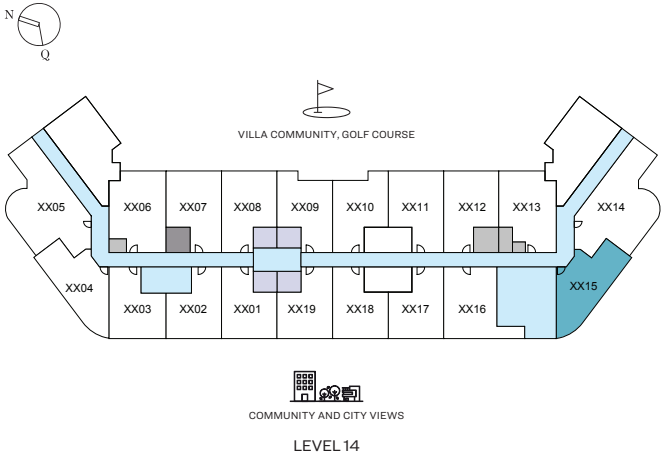
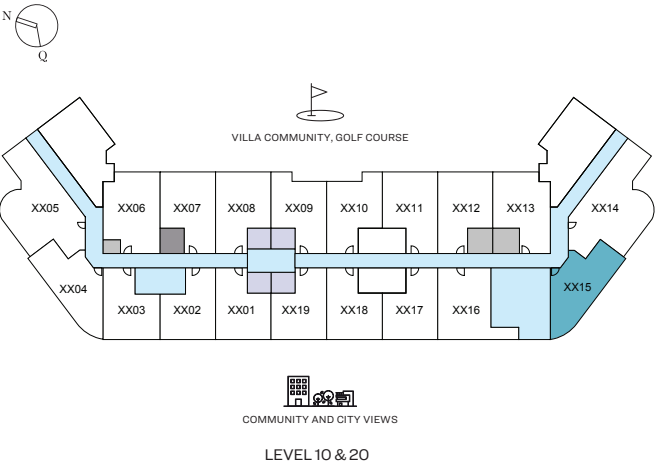
1.5 BEDROOM APARTMENT

TYPE A (with study room + balcony)

TOTAL SALEABLE AREA

SUITE RANGE = 605.04 SQ.FT. - 611.61 SQ.FT.  
BALCONY RANGE = 62.54 SQ.FT. - 63.94 SQ.FT.  
TOTAL RANGE = 668.01 SQ.FT. - 674.15 SQ.FT.

UNIT



List of unit numbers with this unit plan:

VIEWS

Street View

E215, E315, E415, E515, E615, E715, E815

Community, City View

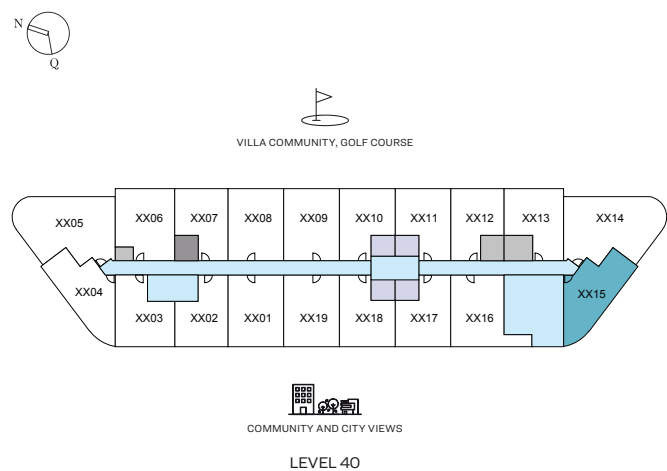

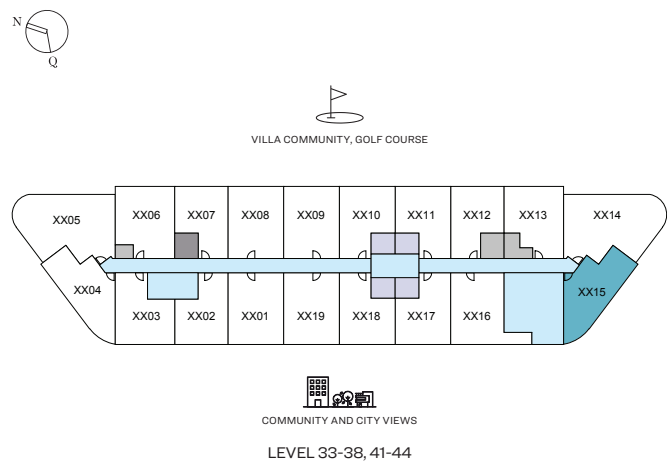
E915, E1015, E1115, E1215, E1315, E1415, E1515, E1615, E1715, E1815, E1915, E2015, E2115, E2215, E2315, E2415, E2515, E2615, E2815, E2915, E3015, E3115, E3215, E3315, E3415, E3515, E3615, E3715, E3815, E3915, E4015, E4115, E4215, E4315, E4415

Disclaimer: 1. All dimensions are in metric, measured to wall finishes. 2. All materials, dimensions & drawings are approximate. 3. Information is subject to change without notice, at developer's absolute discretion. 4. Actual area may vary from the stated area. 5. Drawing are not to scale. 6. All images used are for illustrative purpose only and do not represent the actual size, features, specifications, fittings and furnishings. 7. The developer reserves the right to make revisions/ alterations, at its absolute discretion, without any liability whatsoever.

1.5 BEDROOM APARTMENT  
TYPE A (with study room + balcony)

**TOTAL SALEABLE AREA**  
SUITE RANGE = 605.04 SQ.FT. - 611.61 SQ.FT.  
BALCONY RANGE = 62.54 SQ.FT. - 63.94 SQ.FT.  
TOTAL RANGE = 668.01 SQ.FT. - 674.15 SQ.FT.

UNIT



List of unit numbers with this unit plan:

VIEWS

**Street View**  
E215, E315, E415, E515, E615, E715, E815

**Community, City View**  
E915, E1015, E1115, E1215, E1315, E1415, E1515, E1615, E1715, E1815, E1915, E2015, E2115, E2215, E2315, E2415, E2515, E2615, E2815, E2915, E3015, E3115, E3215, E3315, E3415, E3515, E3615, E3715, E3815, E3915, E4015, E4115, E4215, E4315, E4415

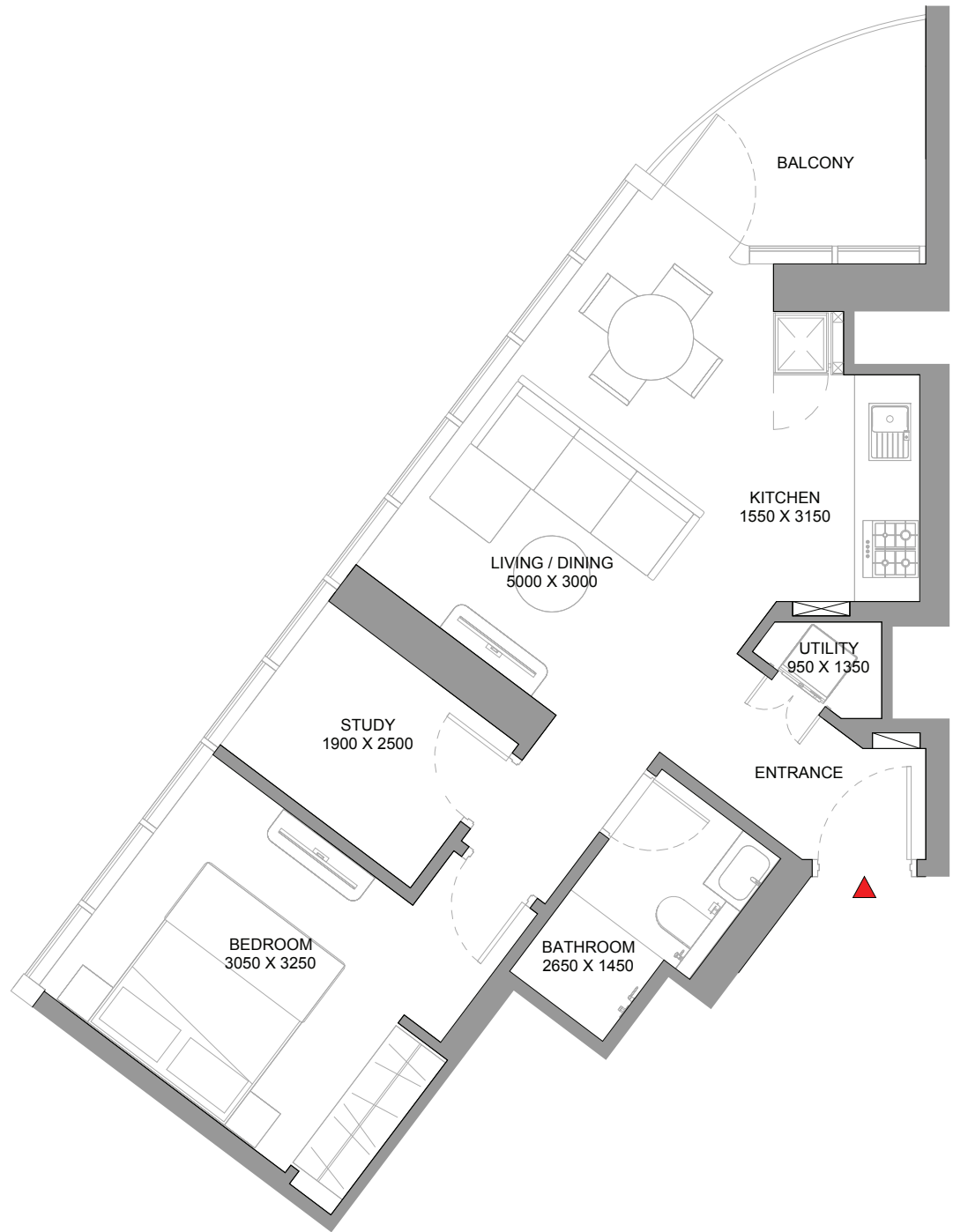
Disclaimer: 1. All dimensions are in metric, measured to wall finishes. 2. All materials, dimensions & drawings are approximate. 3. Information is subject to change without notice, at developer's absolute discretion. 4. Actual area may vary from the stated area. 5. Drawing are not to scale. 6. All images used are for illustrative purpose only and do not represent the actual size, features, specifications, fittings and furnishings. 7. The developer reserves the right to make revisions/ alterations, at its absolute discretion, without any liability whatsoever.

1.5 BEDROOM APARTMENT

TYPE A (with study room + balcony)

TOTAL SALEABLE AREA

SUITE RANGE = 605.04 SQ.FT. - 611.61 SQ.FT.  
BALCONY RANGE = 62.54 SQ.FT. - 63.94 SQ.FT.  
TOTAL RANGE = 668.01 SQ.FT. - 674.15 SQ.FT.



List of unit numbers with this unit plan:

VIEWS

Street View

E215, E315, E415, E515, E615, E715, E815

Community, City View

E915, E1015, E1115, E1215, E1315, E1415, E1515, E1615, E1715, E1815, E1915, E2015, E2115, E2215, E2315, E2415, E2515, E2615, E2815, E2915, E3015, E3115, E3215, E3315, E3415, E3515, E3615, E3715, E3815, E3915, E4015, E4115, E4215, E4315, E4415



Disclaimer: 1. All dimensions are in metric, measured to wall finishes. 2. All materials, dimensions & drawings are approximate. 3. Information is subject to change without notice, at developer's absolute discretion. 4. Actual area may vary from the stated area. 5. Drawing are not to scale. 6. All images used are for illustrative purpose only and do not represent the actual size, features, specifications, fittings and furnishings. 7. The developer reserves the right to make revisions/ alterations, at its absolute discretion, without any liability whatsoever.

# 1.5 BEDROOM APARTMENT

TYPE B (with study room + balcony)

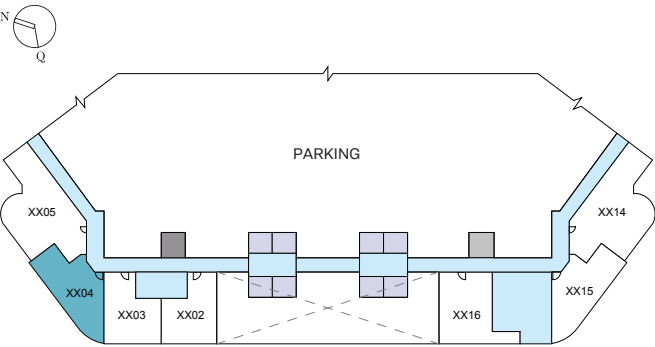
## TOTAL SALEABLE AREA

SUITE RANGE = 602.67 SQ.FT. - 608.05 SQ.FT.

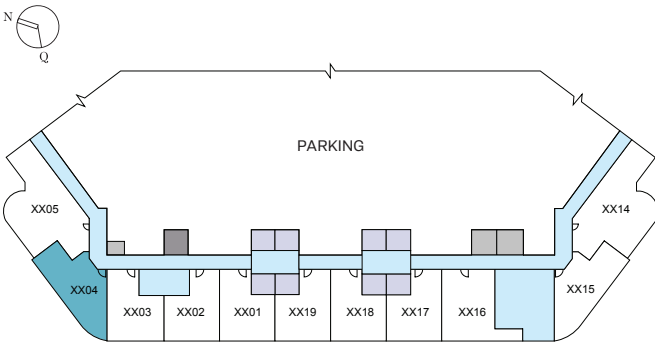
BALCONY RANGE = 62.43 SQ.FT. - 64.05 SQ.FT.

TOTAL RANGE = 666.07 SQ.FT. - 670.70 SQ.FT.

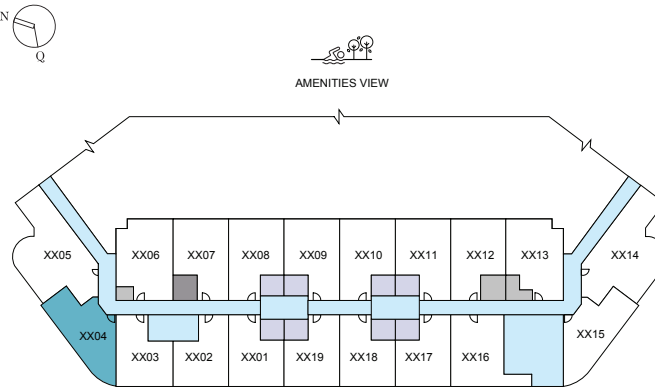
UNIT



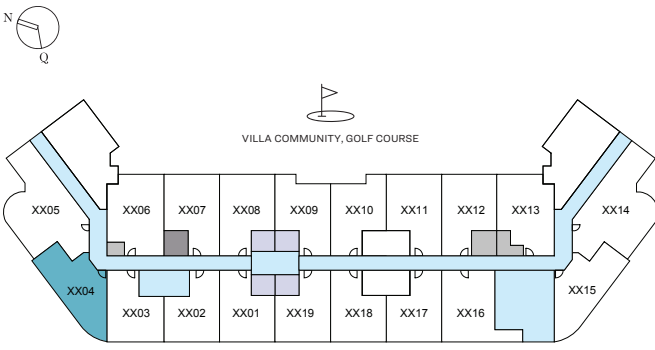
STREET VIEW  
LEVEL 02



STREET VIEW  
LEVEL 03



STREET VIEW  
LEVEL 04



COMMUNITY AND CITY VIEWS  
LEVEL 05-09, 11-13, 15-19, 21 - 26

List of unit numbers with this unit plan:

## VIEWS

### Street View

E204 , E304 , E404 E504, E604, E704, E804

### Community, City View

E904, E1004, E1104, E1204, E1304, E1404, E1504, E1604, E1704, E1804, E1904, E2004, E2104, E2204, E2304, E2404, E2504, E2604, E2804, E2904, E3004, E3104, E3204, E3304, E3404, E3504, E3604, E3704, E3804, E3904, E4004, E4104, E4204, E4304, E4404

Disclaimer: 1. All dimensions are in metric, measured to wall finishes. 2. All materials, dimensions & drawings are approximate. 3. Information is subject to change without notice, at developer's absolute discretion. 4. Actual area may vary from the stated area. 5. Drawing are not to scale. 6. All images used are for illustrative purpose only and do not represent the actual size, features, specifications, fittings and furnishings. 7. The developer reserves the right to make revisions/ alterations, at its absolute discretion, without any liability whatsoever.

# 1.5 BEDROOM APARTMENT

TYPE B (with study room + balcony)

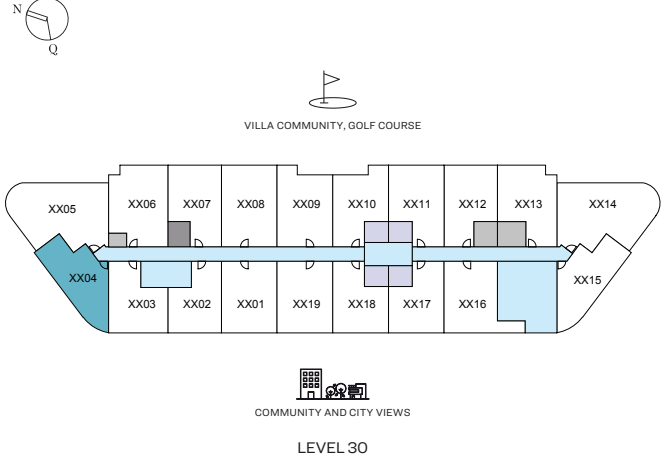
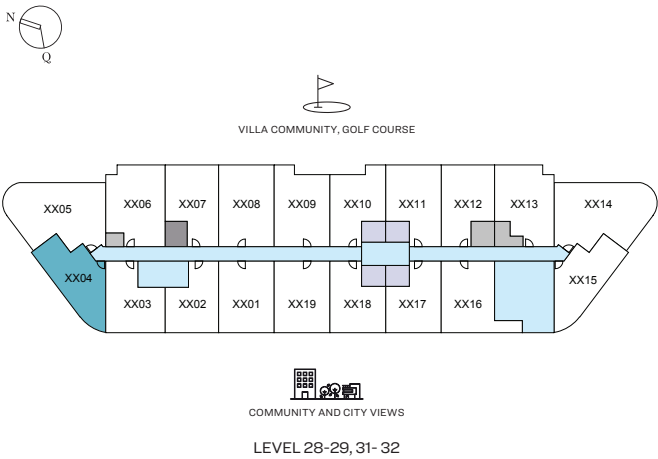
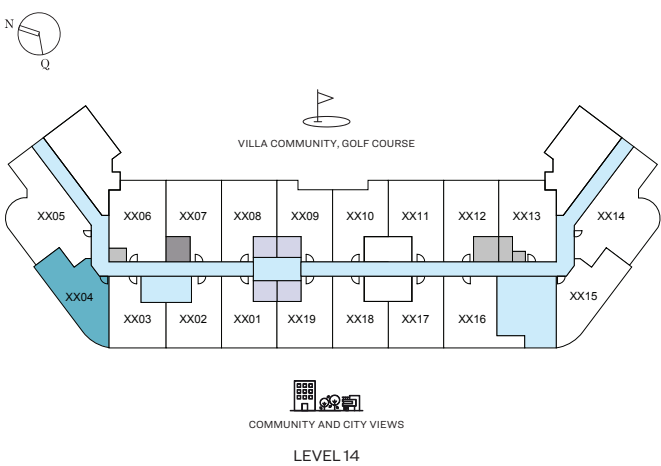
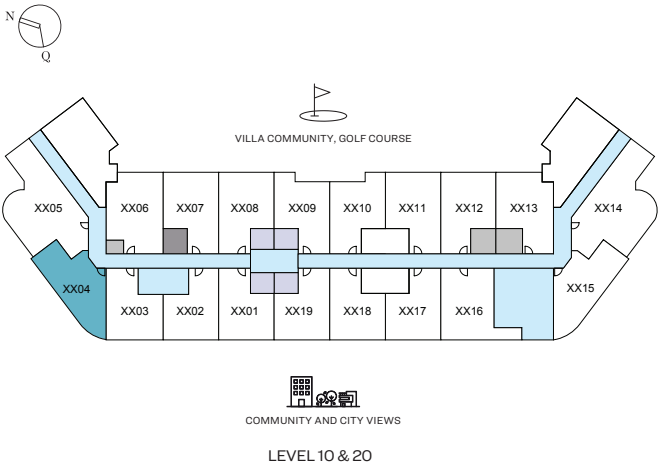
## TOTAL SALEABLE AREA

SUITE RANGE = 602.67 SQ.FT. - 608.05 SQ.FT.

BALCONY RANGE = 62.43 SQ.FT. - 64.05 SQ.FT.

TOTAL RANGE = 666.07 SQ.FT. - 670.70 SQ.FT.

UNIT



List of unit numbers with this unit plan:

## VIEWS

### Street View

E204 , E304 , E404 E504, E604, E704, E804

### Community, City View

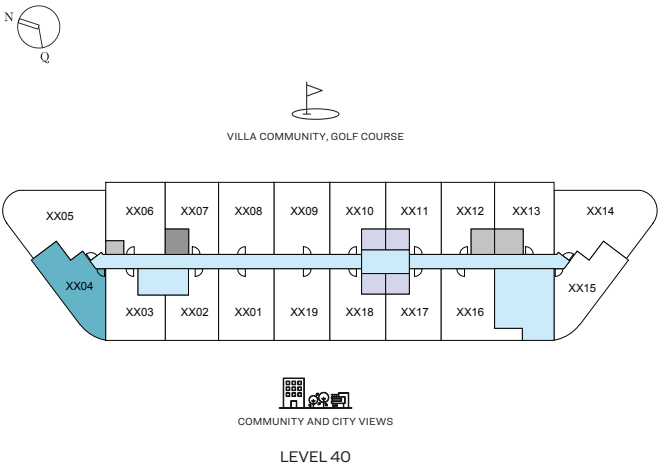
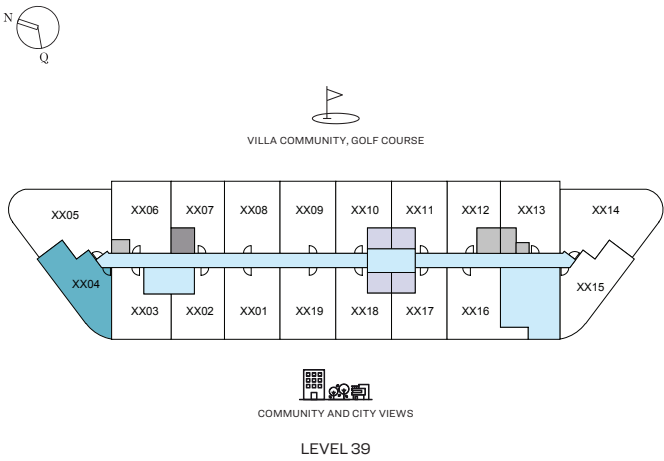
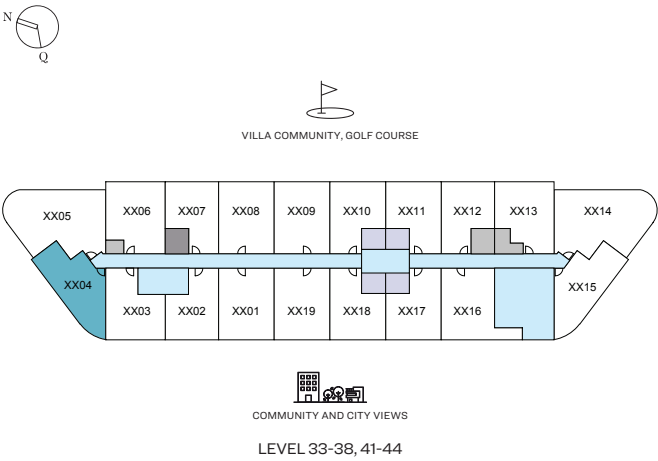
E904, E1004, E1104, E1204, E1304, E1404, E1504, E1604, E1704, E1804, E1904, E2004, E2104, E2204, E2304, E2404, E2504, E2604, E2804, E2904, E3004, E3104, E3204, E3304, E3404, E3504, E3604, E3704, E3804, E3904, E4004, E4104, E4204, E4304, E4404

Disclaimer: 1. All dimensions are in metric, measured to wall finishes. 2. All materials, dimensions & drawings are approximate. 3. Information is subject to change without notice, at developer's absolute discretion. 4. Actual area may vary from the stated area. 5. Drawing are not to scale. 6. All images used are for illustrative purpose only and do not represent the actual size, features, specifications, fittings and furnishings. 7. The developer reserves the right to make revisions/ alterations, at its absolute discretion, without any liability whatsoever.

1.5 BEDROOM APARTMENT  
TYPE B (with study room + balcony)

TOTAL SALEABLE AREA  
SUITE RANGE = 602.67 SQ.FT. - 608.05 SQ.FT.  
BALCONY RANGE = 62.43 SQ.FT. - 64.05 SQ.FT.  
TOTAL RANGE = 666.07 SQ.FT. - 670.70 SQ.FT.

UNIT



List of unit numbers with this unit plan:

VIEWS

Street View  
E204 , E304 , E404 E504, E604, E704, E804

Community, City View  
E904, E1004, E1104, E1204, E1304, E1404, E1504, E1604, E1704, E1804, E1904, E2004, E2104, E2204, E2304, E2404, E2504, E2604, E2804, E2904, E3004, E3104, E3204, E3304, E3404, E3504, E3604, E3704, E3804, E3904, E4004, E4104, E4204, E4304, E4404

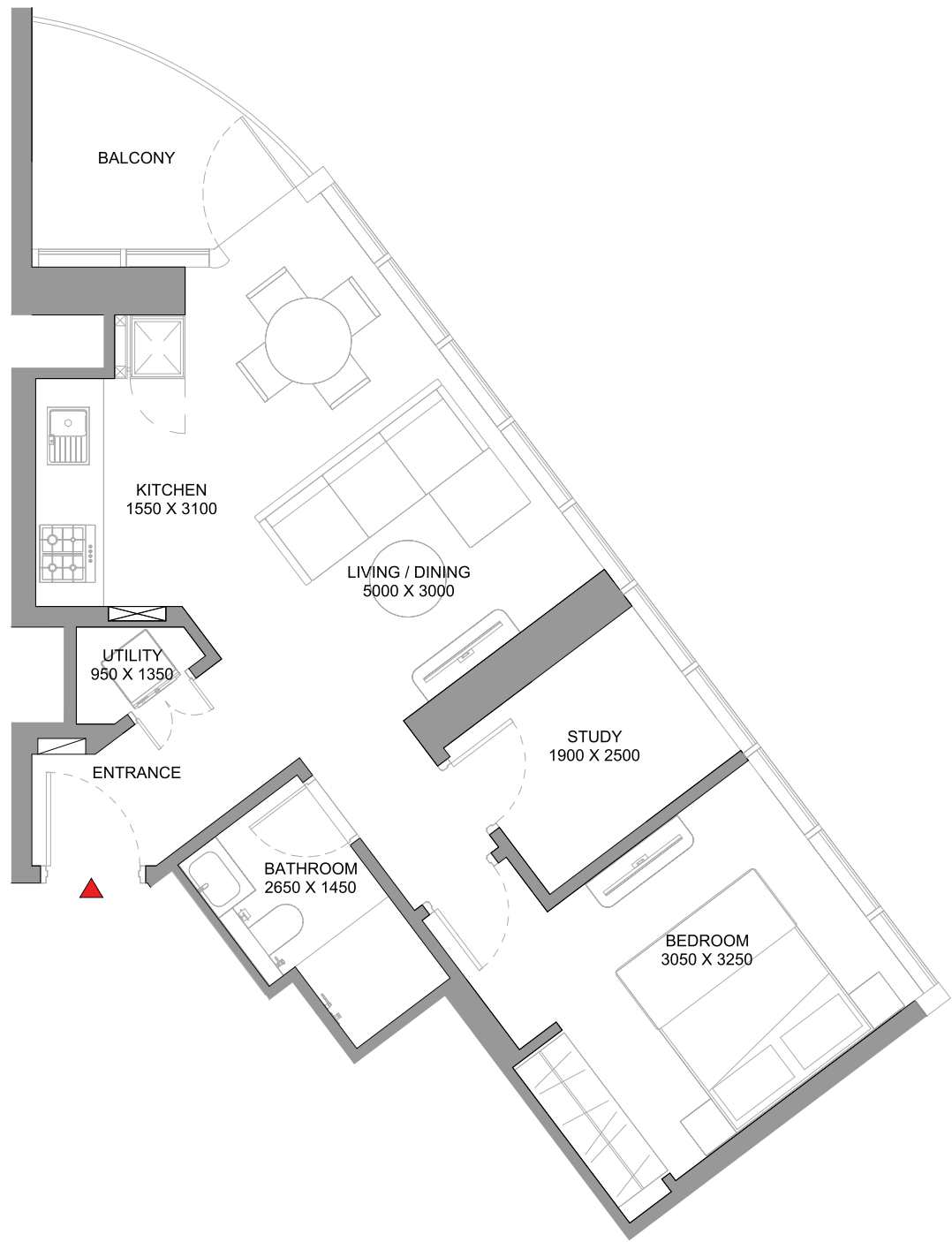
Disclaimer: 1. All dimensions are in metric, measured to wall finishes. 2. All materials, dimensions & drawings are approximate. 3. Information is subject to change without notice, at developer's absolute discretion. 4. Actual area may vary from the stated area. 5. Drawing are not to scale. 6. All images used are for illustrative purpose only and do not represent the actual size, features, specifications, fittings and furnishings. 7. The developer reserves the right to make revisions/ alterations, at its absolute discretion, without any liability whatsoever.

1.5 BEDROOM APARTMENT

TYPE B (with study room + balcony)

TOTAL SALEABLE AREA

SUITE RANGE = 602.67 SQ.FT. - 608.05 SQ.FT.  
BALCONY RANGE = 62.43 SQ.FT. - 64.05 SQ.FT.  
TOTAL RANGE = 666.07 SQ.FT. - 670.70 SQ.FT.



List of unit numbers with this unit plan:

VIEWS

Street View

E204 , E304 , E404 E504, E604, E704, E804

Community, City View

E904, E1004, E1104, E1204, E1304, E1404, E1504, E1604, E1704, E1804, E1904, E2004, E2104, E2204, E2304, E2404, E2504, E2604, E2804, E2904, E3004, E3104, E3204, E3304, E3404, E3504, E3604, E3704, E3804, E3904, E4004, E4104, E4204, E4304, E4404

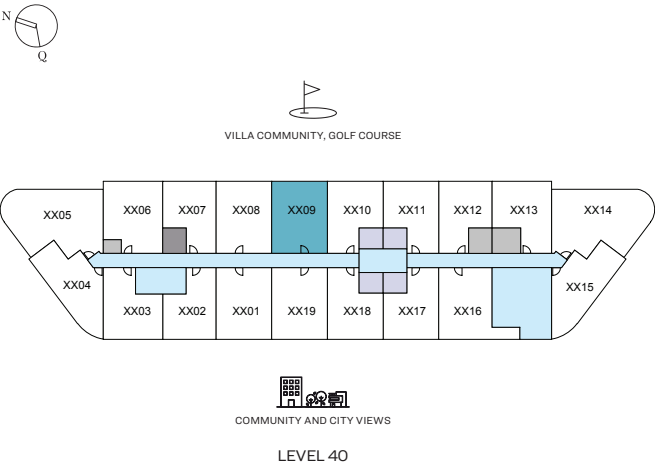
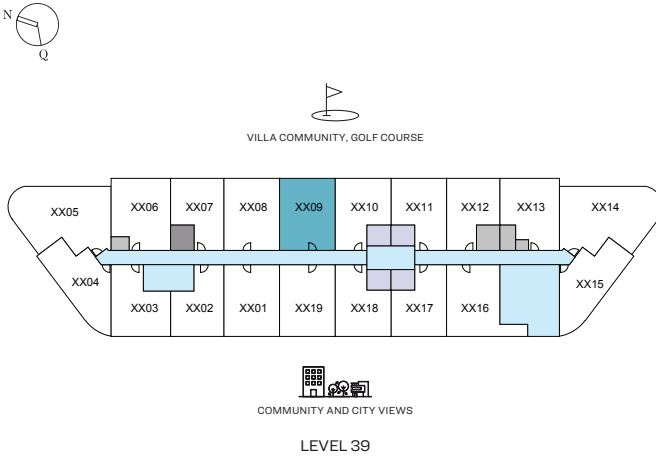
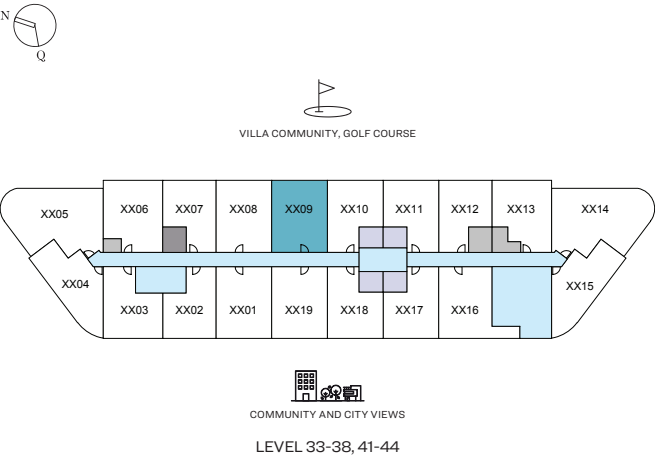
Disclaimer: 1. All dimensions are in metric, measured to wall finishes. 2. All materials, dimensions & drawings are approximate. 3. Information is subject to change without notice, at developer's absolute discretion. 4. Actual area may vary from the stated area. 5. Drawing are not to scale. 6. All images used are for illustrative purpose only and do not represent the actual size, features, specifications, fittings and furnishings. 7. The developer reserves the right to make revisions/ alterations, at its absolute discretion, without any liability whatsoever.



1.5 BEDROOM APARTMENT  
TYPE G (with store room + balcony)

TOTAL SALEABLE AREA  
SUITE = 583.51 SQ.FT.  
BALCONY = 55.54 SQ.FT.  
TOTAL = 639.05 SQ.FT.

UNIT



List of unit numbers with this unit plan:

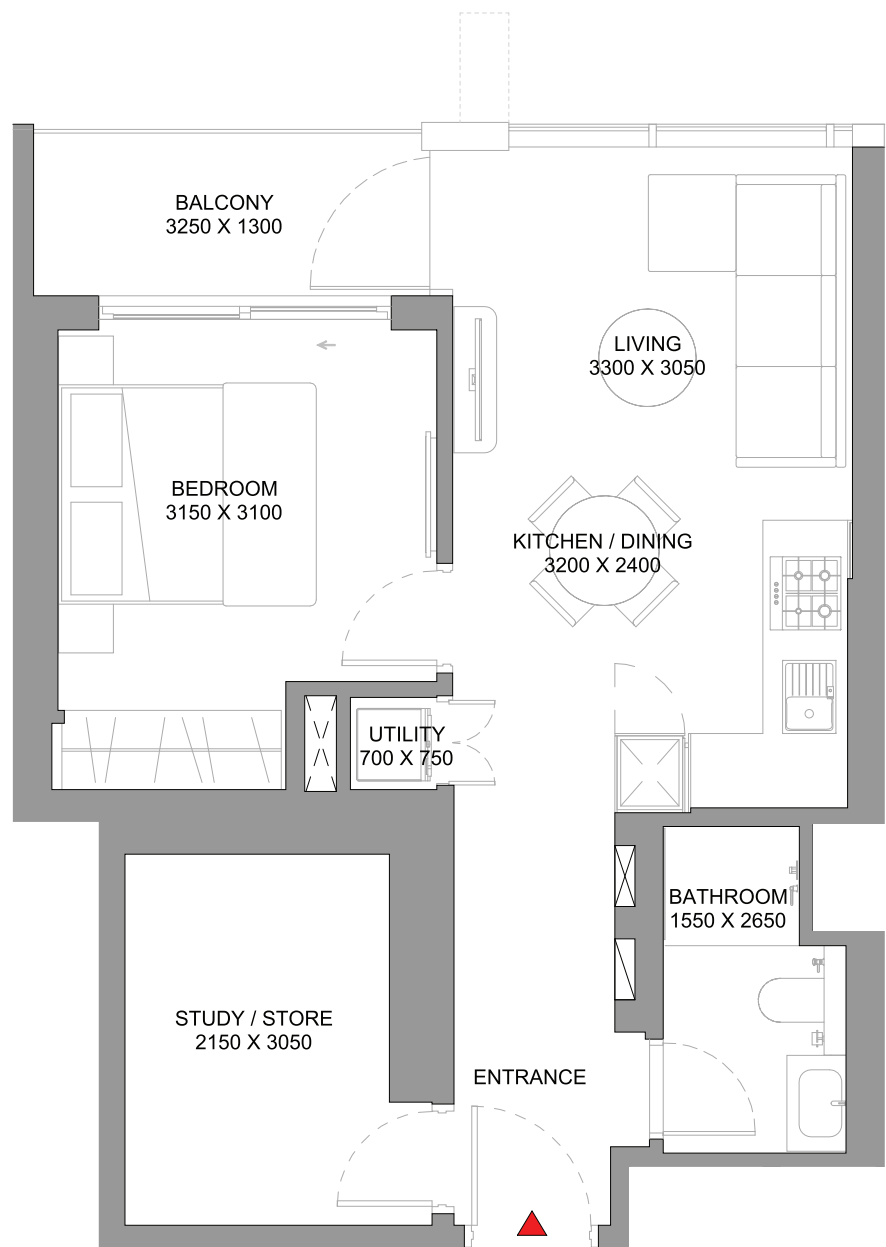
VIEWS

Villa community, Golf Course  
E3309, E3409, E3509, E3609, E3709, E3809, E3909, E4009, E4109, E4209, E4309, E4409, E4509, E4609

Disclaimer: 1. All dimensions are in metric, measured to wall finishes. 2. All materials, dimensions & drawings are approximate. 3. Information is subject to change without notice, at developer's absolute discretion. 4. Actual area may vary from the stated area. 5. Drawing are not to scale. 6. All images used are for illustrative purpose only and do not represent the actual size, features, specifications, fittings and furnishings. 7. The developer reserves the right to make revisions/ alterations, at its absolute discretion, without any liability whatsoever.

1.5 BEDROOM APARTMENT  
TYPE G (with store room + balcony)

TOTAL SALEABLE AREA  
SUITE = 583.51 SQ.FT.  
BALCONY = 55.54 SQ.FT.  
TOTAL = 639.05 SQ.FT.



List of unit numbers with this unit plan:

VIEWS

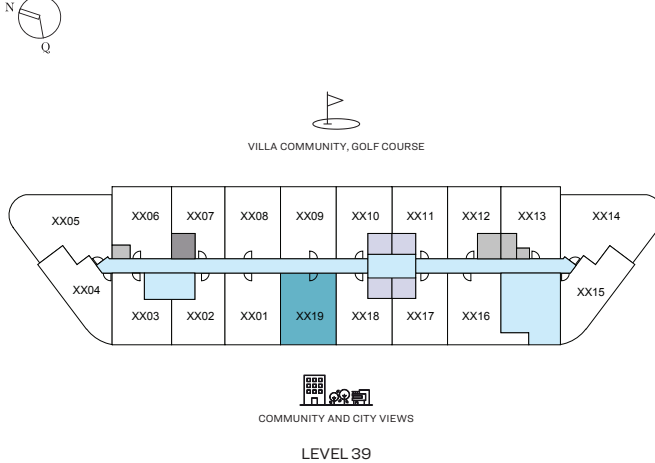
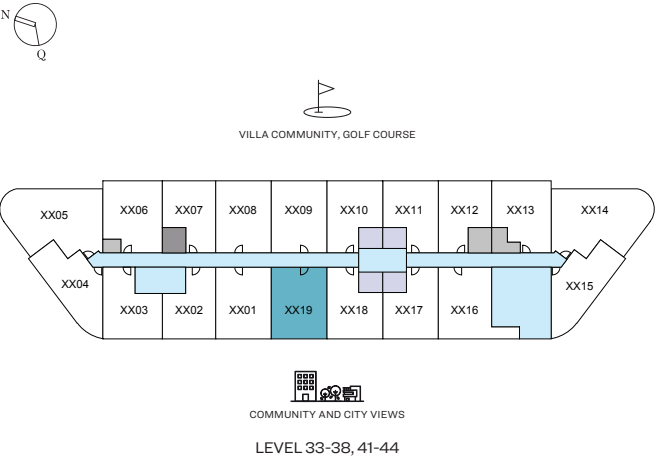
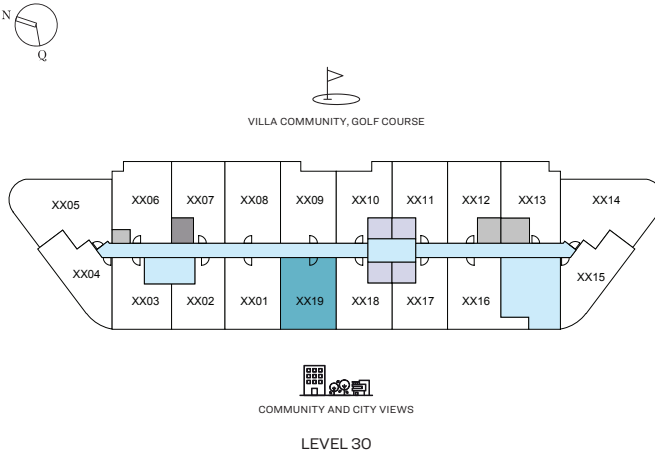
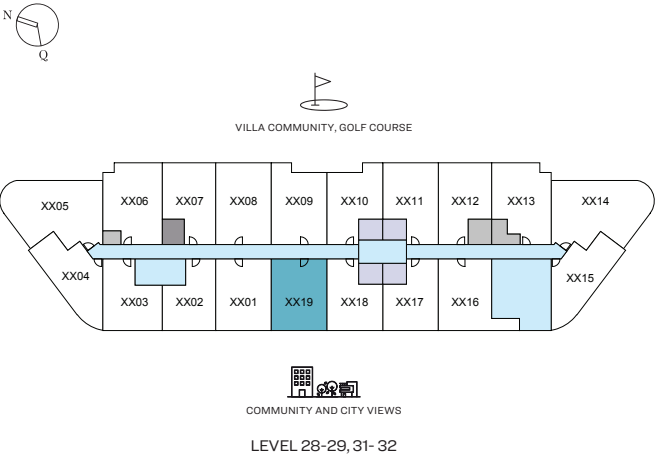
Villa community, Golf Course  
E3309, E3409, E3509, E3609, E3709, E3809, E3909, E4009, E4109, E4209, E4309, E4409, E4509, E4609

Disclaimer: 1. All dimensions are in metric, measured to wall finishes. 2. All materials, dimensions & drawings are approximate. 3. Information is subject to change without notice, at developer's absolute discretion. 4. Actual area may vary from the stated area. 5. Drawing are not to scale. 6. All images used are for illustrative purpose only and do not represent the actual size, features, specifications, fittings and furnishings. 7. The developer reserves the right to make revisions/ alterations, at its absolute discretion, without any liability whatsoever.

1.5 BEDROOM APARTMENT  
TYPE H (with store room + balcony)

TOTAL SALEABLE AREA  
SUITE = 583.51 SQ.FT.  
BALCONY = 55.54 SQ.FT.  
TOTAL = 639.05 SQ.FT.

UNIT



List of unit numbers with this unit plan:

VIEWS

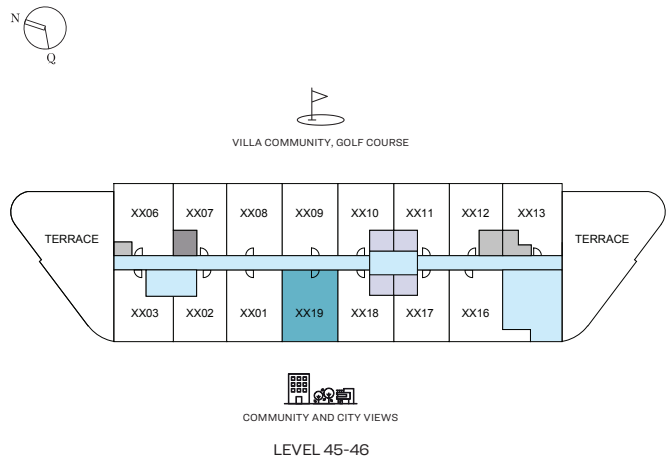
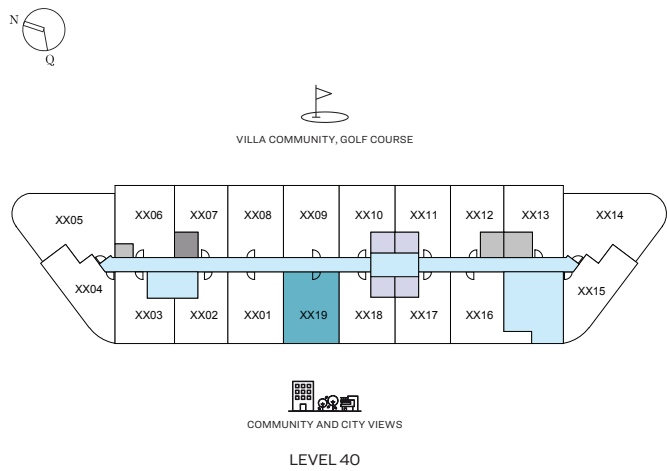
Community, City View  
E2819, E2919, E3019, E3119, E3219, E3319, E3419, E3519, E3619, E3719, E3819, E3919, E4019, E4119, E4219, E4319, E4419, E4519, E4619

Disclaimer: 1. All dimensions are in metric, measured to wall finishes. 2. All materials, dimensions & drawings are approximate. 3. Information is subject to change without notice, at developer's absolute discretion. 4. Actual area may vary from the stated area. 5. Drawing are not to scale. 6. All images used are for illustrative purpose only and do not represent the actual size, features, specifications, fittings and furnishings. 7. The developer reserves the right to make revisions/ alterations, at its absolute discretion, without any liability whatsoever.

1.5 BEDROOM APARTMENT  
TYPE H (with store room + balcony)

TOTAL SALEABLE AREA  
SUITE = 583.51 SQ.FT.  
BALCONY = 55.54 SQ.FT.  
TOTAL = 639.05 SQ.FT.

UNIT



List of unit numbers with this unit plan:

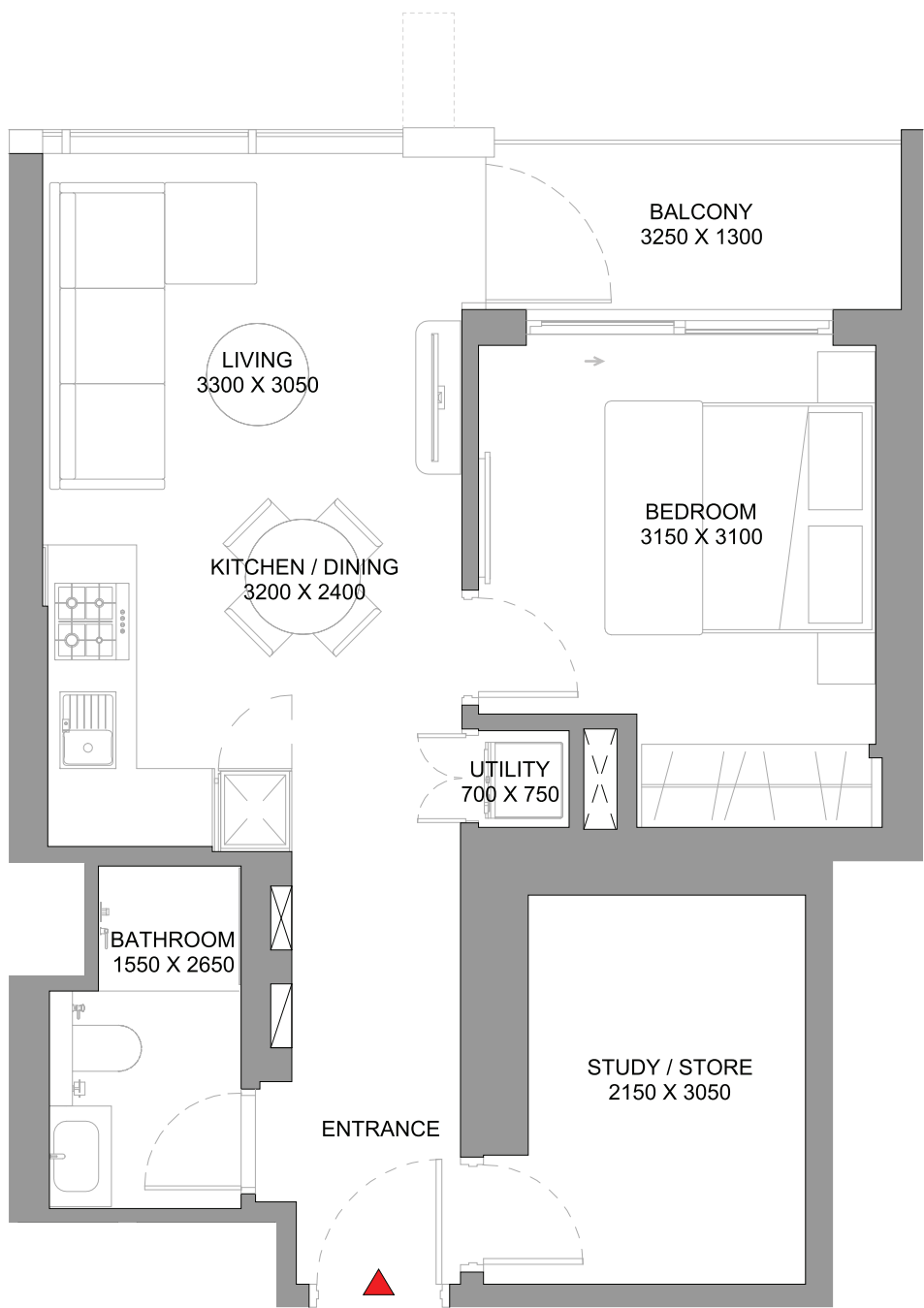
VIEWS

Community, City View  
E2819, E2919, E3019, E3119, E3219, E3319, E3419, E3519, E3619, E3719, E3819, E3919, E4019, E4119, E4219, E4319, E4419, E4519, E4619

Disclaimer: 1. All dimensions are in metric, measured to wall finishes. 2. All materials, dimensions & drawings are approximate. 3. Information is subject to change without notice, at developer's absolute discretion. 4. Actual area may vary from the stated area. 5. Drawing are not to scale. 6. All images used are for illustrative purpose only and do not represent the actual size, features, specifications, fittings and furnishings. 7. The developer reserves the right to make revisions/ alterations, at its absolute discretion, without any liability whatsoever.

1.5 BEDROOM APARTMENT  
TYPE H (with store room + balcony)

TOTAL SALEABLE AREA  
SUITE = 583.51 SQ.FT.  
BALCONY = 55.54 SQ.FT.  
TOTAL = 639.05 SQ.FT.



List of unit numbers with this unit plan:

VIEWS

Community, City View  
E2819, E2919, E3019, E3119, E3219, E3319, E3419, E3519, E3619, E3719, E3819, E3919, E4019, E4119, E4219, E4319, E4419, E4519, E4619

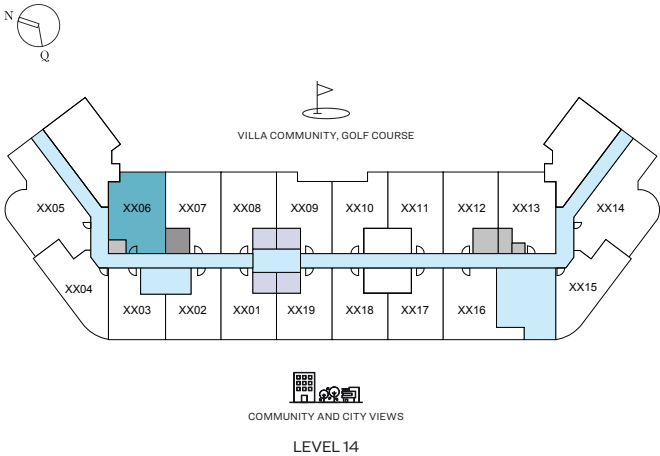
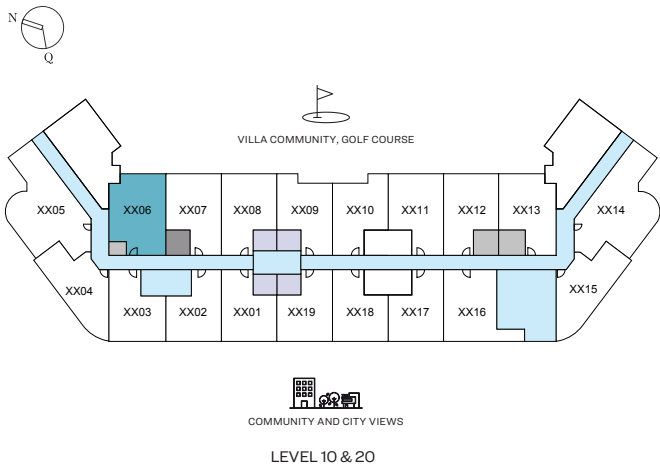
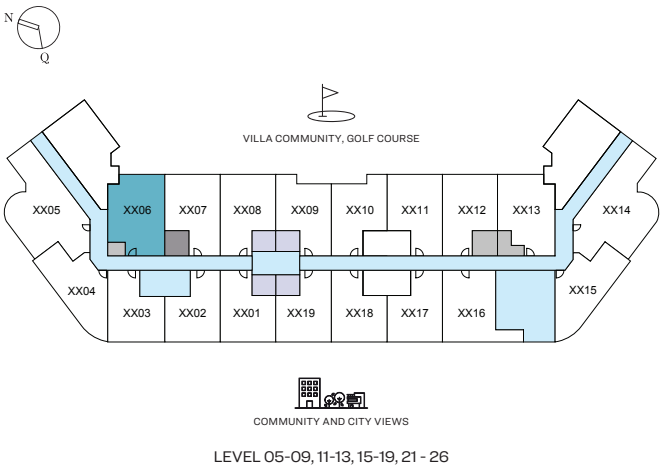
Disclaimer: 1. All dimensions are in metric, measured to wall finishes. 2. All materials, dimensions & drawings are approximate. 3. Information is subject to change without notice, at developer's absolute discretion. 4. Actual area may vary from the stated area. 5. Drawing are not to scale. 6. All images used are for illustrative purpose only and do not represent the actual size, features, specifications, fittings and furnishings. 7. The developer reserves the right to make revisions/ alterations, at its absolute discretion, without any liability whatsoever.

# 1.5 BEDROOM APARTMENT

TYPE I (with store room and powder room + balcony)

**TOTAL SALEABLE AREA**  
 SUITE RANGE = 562.09 SQ.FT. - 562.52 SQ.FT.  
 BALCONY RANGE = 133.47 SQ.FT. - 133.90 SQ.FT.  
 TOTAL = 695.99 SQ.FT.

UNIT



List of unit numbers with this unit plan:

## VIEWS

- Villa community, Amenities, Golf Course**  
 E506, E606, E706, E806, E906, E1006, E1106, E1206, E1306, E1406, E1506, E1606, E1706, E1806, E1906, E2006
- Villa community, Golf Course**  
 E2106, E2206, E2306, E2406, E2506, E2606, E2806, E2906, E3006, E3106, E3206

Disclaimer: 1. All dimensions are in metric, measured to wall finishes. 2. All materials, dimensions & drawings are approximate. 3. Information is subject to change without notice, at developer's absolute discretion. 4. Actual area may vary from the stated area. 5. Drawing are not to scale. 6. All images used are for illustrative purpose only and do not represent the actual size, features, specifications, fittings and furnishings. 7. The developer reserves the right to make revisions/ alterations, at its absolute discretion, without any liability whatsoever.

1.5 BEDROOM APARTMENT  
TYPE I (with store room and powder room + balcony)

**TOTAL SALEABLE AREA**  
SUITE RANGE = 562.09 SQ.FT. - 562.52 SQ.FT.  
BALCONY RANGE = 133.47 SQ.FT. - 133.90 SQ.FT.  
TOTAL = 695.99 SQ.FT.

UNIT



List of unit numbers with this unit plan:

VIEWS

Villa community, Amenities, Golf Course  
E506, E606, E706, E806, E906, E1006, E1106, E1206, E1306, E1406, E1506, E1606, E1706, E1806, E1906, E2006

Villa community, Golf Course  
E2106, E2206, E2306, E2406, E2506, E2606, E2806, E2906, E3006, E3106, E3206

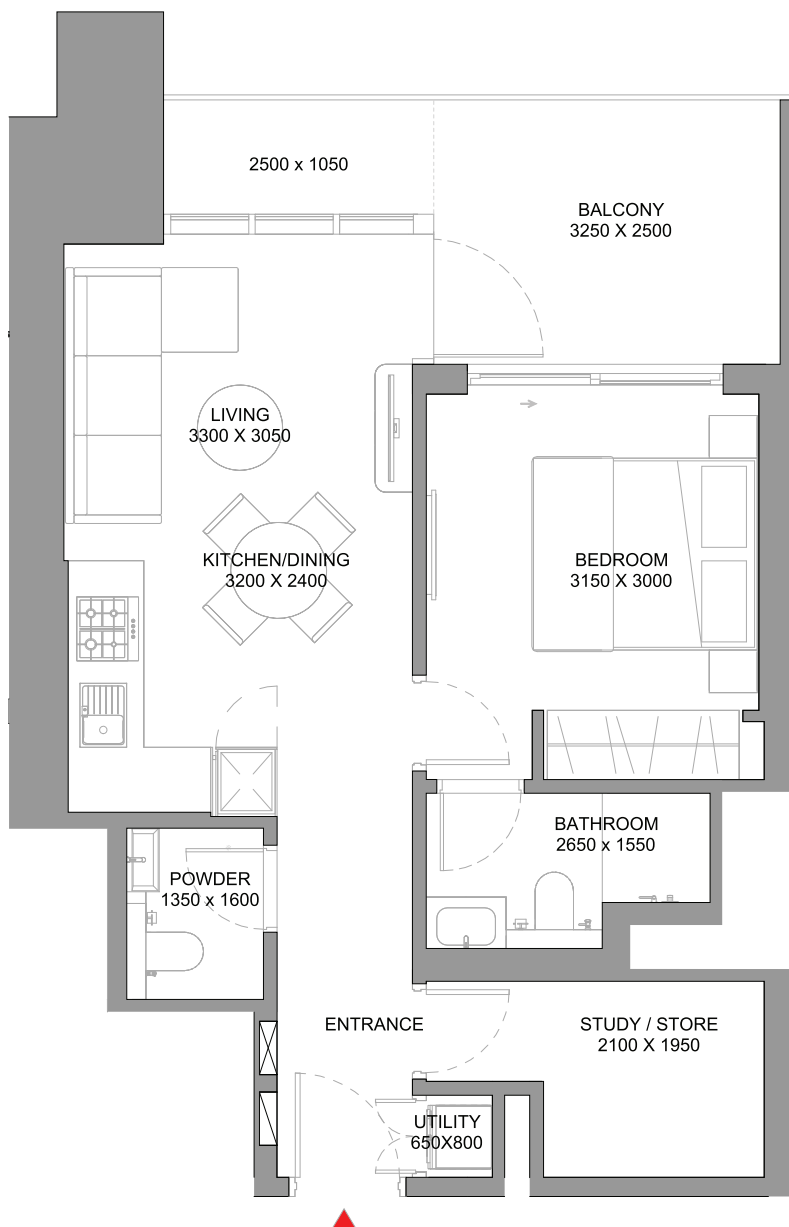
Disclaimer: 1. All dimensions are in metric, measured to wall finishes. 2. All materials, dimensions & drawings are approximate. 3. Information is subject to change without notice, at developer's absolute discretion. 4. Actual area may vary from the stated area. 5. Drawing are not to scale. 6. All images used are for illustrative purpose only and do not represent the actual size, features, specifications, fittings and furnishings. 7. The developer reserves the right to make revisions/ alterations, at its absolute discretion, without any liability whatsoever.

# 1.5 BEDROOM APARTMENT

TYPE I (with store room and powder room + balcony)

## TOTAL SALEABLE AREA

SUITE RANGE = 562.09 SQ.FT. - 562.52 SQ.FT.  
BALCONY RANGE = 133.47 SQ.FT. - 133.90 SQ.FT.  
TOTAL = 695.99 SQ.FT.



List of unit numbers with this unit plan:

## VIEWS

Villa community, Amenities, Golf Course

E506, E606, E706, E806, E906, E1006, E1106, E1206, E1306, E1406, E1506, E1606, E1706, E1806, E1906, E2006

Villa community, Golf Course

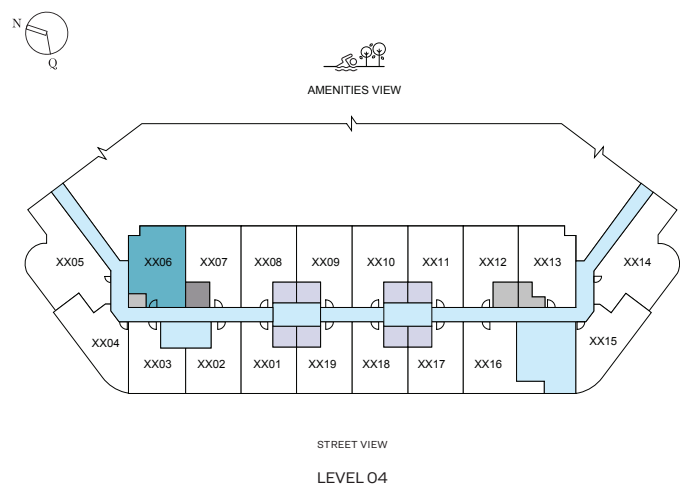
E2106, E2206, E2306, E2406, E2506, E2606, E2806, E2906, E3006, E3106, E3206

Disclaimer: 1. All dimensions are in metric, measured to wall finishes. 2. All materials, dimensions & drawings are approximate. 3. Information is subject to change without notice, at developer's absolute discretion. 4. Actual area may vary from the stated area. 5. Drawing are not to scale. 6. All images used are for illustrative purpose only and do not represent the actual size, features, specifications, fittings and furnishings. 7. The developer reserves the right to make revisions/ alterations, at its absolute discretion, without any liability whatsoever.

1.5 BEDROOM APARTMENT  
TYPE I (with store room and powder room + yard) VARIANT 1

TOTAL SALEABLE AREA  
SUITE = 560.58 SQ.FT.  
YARD = 160.49 SQ.FT.  
TOTAL = 721.07 SQ.FT.

UNIT



List of unit numbers with this unit plan:

VIEWS

Villa community, Amenities, Golf Course  
E406

Disclaimer: 1. All dimensions are in metric, measured to wall finishes. 2. All materials, dimensions & drawings are approximate. 3. Information is subject to change without notice, at developer's absolute discretion. 4. Actual area may vary from the stated area. 5. Drawing are not to scale. 6. All images used are for illustrative purpose only and do not represent the actual size, features, specifications, fittings and furnishings. 7. The developer reserves the right to make revisions/ alterations, at its absolute discretion, without any liability whatsoever.

1.5 BEDROOM APARTMENT

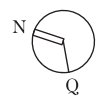
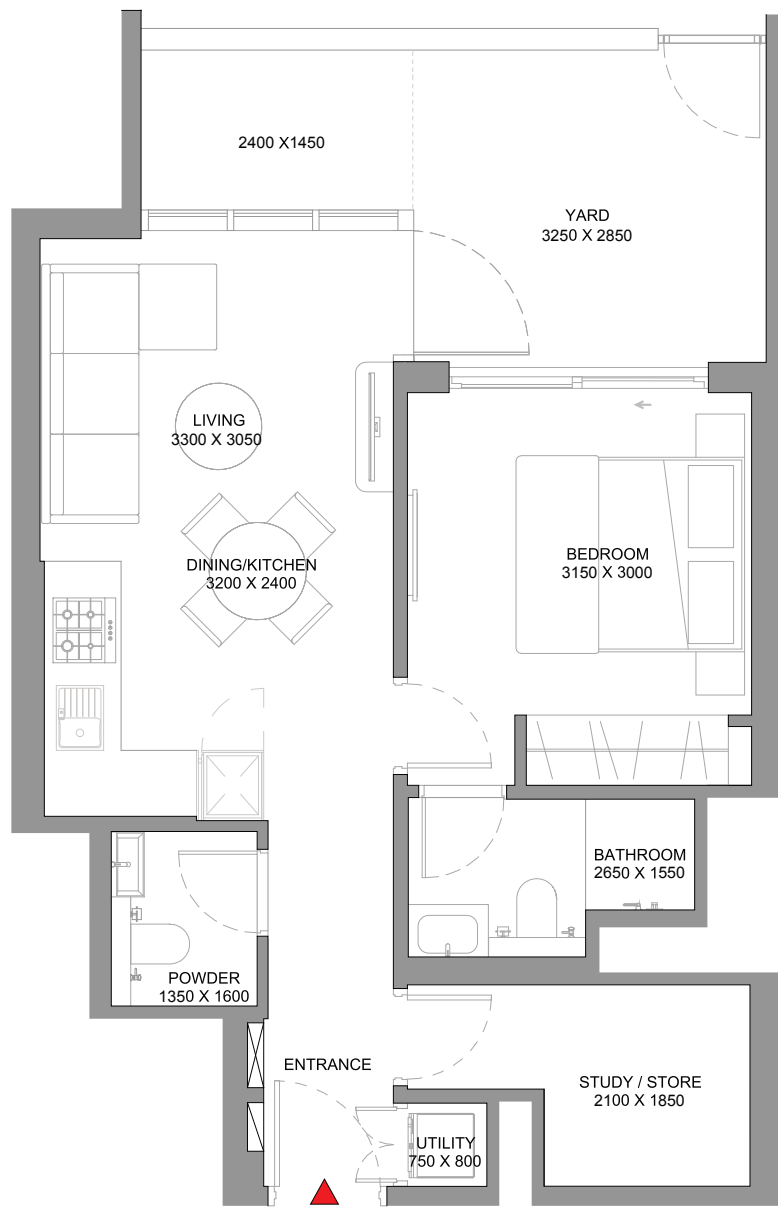
TYPE I (with store room and powder room + yard) VARIANT 1

TOTAL SALEABLE AREA

SUITE = 560.58 SQ.FT.

YARD = 160.49 SQ.FT.

TOTAL = 721.07 SQ.FT.



List of unit numbers with this unit plan:

VIEWS

Villa community, Amenities, Golf Course

E406

Disclaimer: 1. All dimensions are in metric, measured to wall finishes. 2. All materials, dimensions & drawings are approximate. 3. Information is subject to change without notice, at developer's absolute discretion. 4. Actual area may vary from the stated area. 5. Drawing are not to scale. 6. All images used are for illustrative purpose only and do not represent the actual size, features, specifications, fittings and furnishings. 7. The developer reserves the right to make revisions/ alterations, at its absolute discretion, without any liability whatsoever.

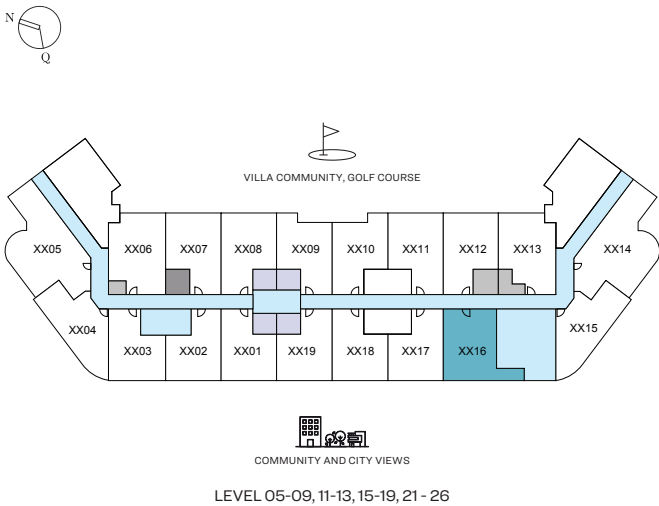
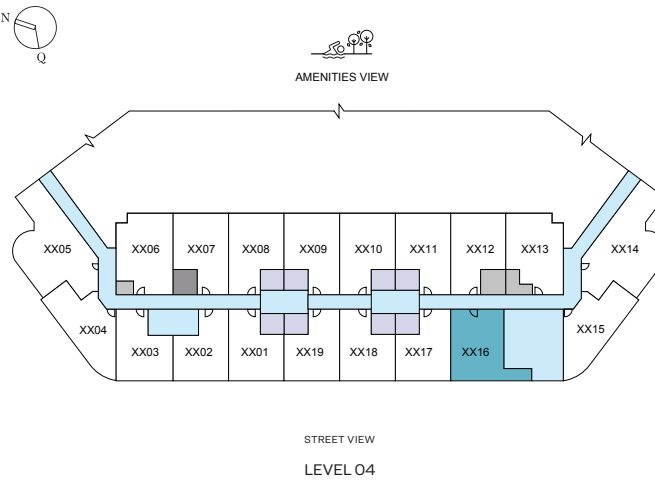
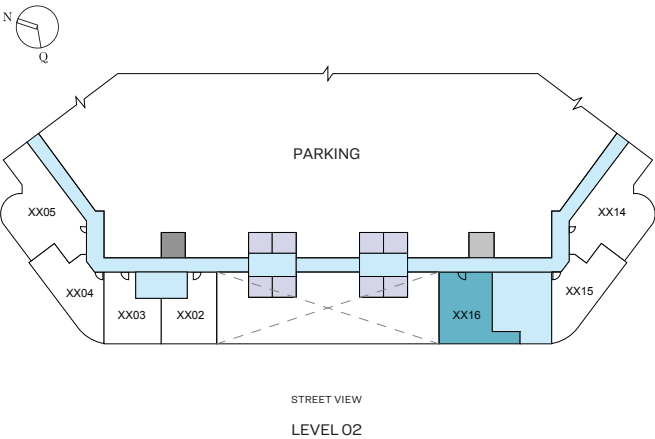
1.5 BEDROOM APARTMENT

TYPE J (with store room and powder room + balcony)

TOTAL SALEABLE AREA

SUITE RANGE = 600.09 SQ.FT. - 601.59 SQ.FT.  
BALCONY RANGE = 100.86 SQ.FT. - 101.40 SQ.FT.  
TOTAL RANGE = 701.49 SQ.FT. - 702.45 SQ.FT.

UNIT



List of unit numbers with this unit plan:

VIEWS

Street View

E216, E316, E416, E516, E616, E716, E816

Community, City View

E916, E1016, E1116, E1216, E1316, E1416, E1516, E1616, E1716, E1816, E1916, E2016, E2116, E2216, E2316, E2416, E2516, E2616, E2816, E2916, E3016, E3116, E3216, E3316, E3416, E3516, E3616, E3716, E3816, E3916, E4016, E4116, E4216, E4316, E4416, E4516, E4616

Disclaimer: 1. All dimensions are in metric, measured to wall finishes. 2. All materials, dimensions & drawings are approximate. 3. Information is subject to change without notice, at developer's absolute discretion. 4. Actual area may vary from the stated area. 5. Drawing are not to scale. 6. All images used are for illustrative purpose only and do not represent the actual size, features, specifications, fittings and furnishings. 7. The developer reserves the right to make revisions/ alterations, at its absolute discretion, without any liability whatsoever.

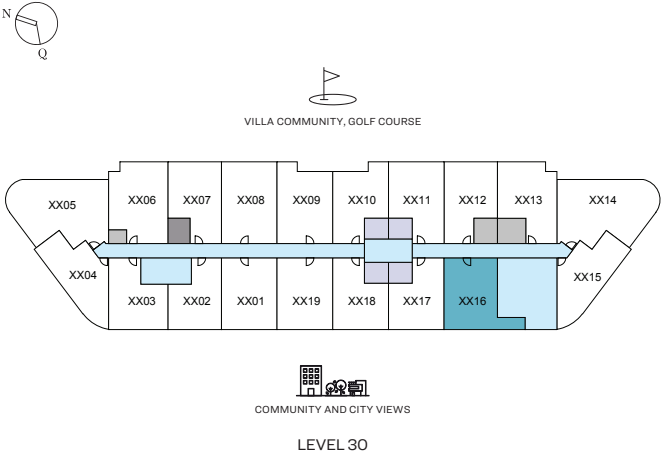
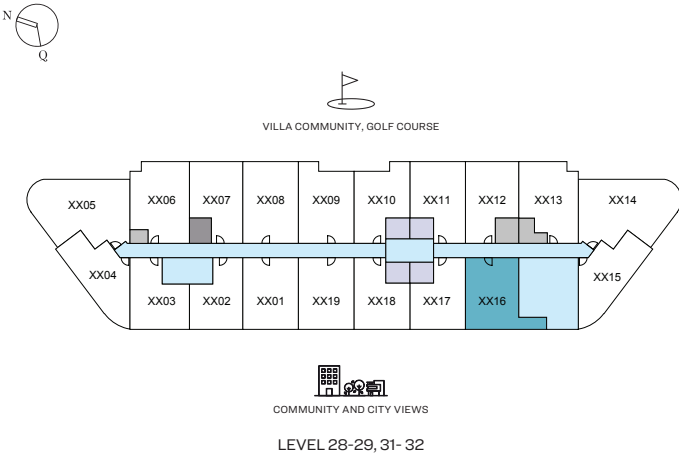
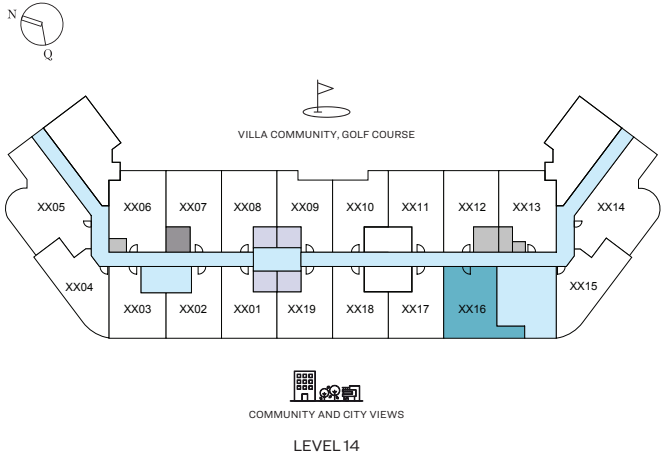
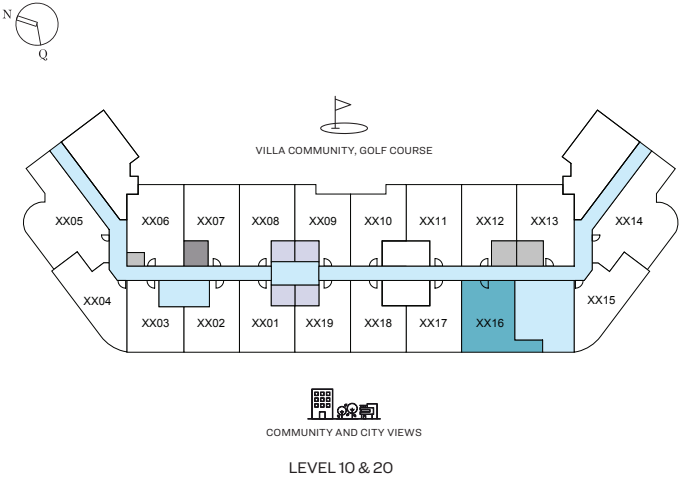
1.5 BEDROOM APARTMENT

TYPE J (with store room and powder room + balcony)

TOTAL SALEABLE AREA

SUITE RANGE = 600.09 SQ.FT. - 601.59 SQ.FT.  
BALCONY RANGE = 100.86 SQ.FT. - 101.40 SQ.FT.  
TOTAL RANGE = 701.49 SQ.FT. - 702.45 SQ.FT.

UNIT



List of unit numbers with this unit plan:

VIEWS

Street View

E216, E316, E416, E516, E616, E716, E816

Community, City View

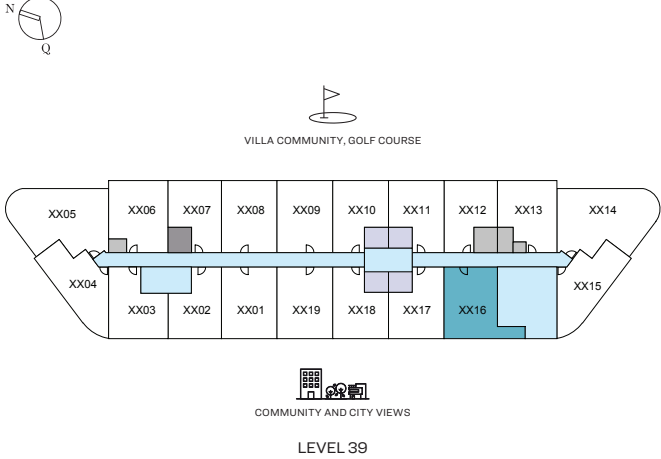
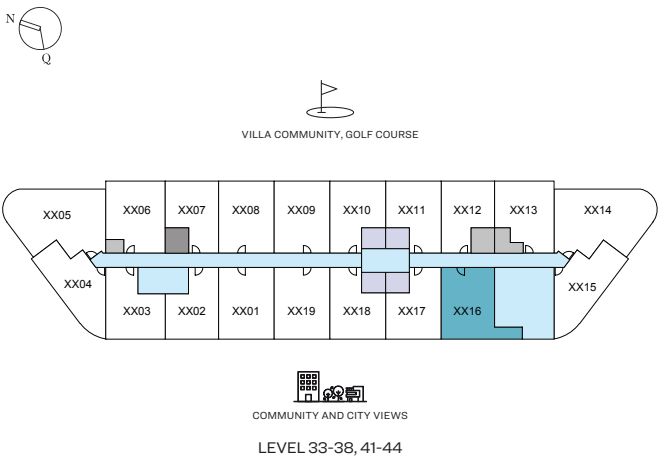
E916, E1016, E1116, E1216, E1316, E1416, E1516, E1616, E1716, E1816, E1916, E2016, E2116, E2216, E2316, E2416, E2516, E2616, E2816, E2916, E3016, E3116, E3216, E3316, E3416, E3516, E3616, E3716, E3816, E3916, E4016, E4116, E4216, E4316, E4416, E4516, E4616

Disclaimer: 1. All dimensions are in metric, measured to wall finishes. 2. All materials, dimensions & drawings are approximate. 3. Information is subject to change without notice, at developer's absolute discretion. 4. Actual area may vary from the stated area. 5. Drawing are not to scale. 6. All images used are for illustrative purpose only and do not represent the actual size, features, specifications, fittings and furnishings. 7. The developer reserves the right to make revisions/ alterations, at its absolute discretion, without any liability whatsoever.

1.5 BEDROOM APARTMENT  
TYPE J (with store room and powder room + balcony)

**TOTAL SALEABLE AREA**  
SUITE RANGE = 600.09 SQ.FT. - 601.59 SQ.FT.  
BALCONY RANGE = 100.86 SQ.FT. - 101.40 SQ.FT.  
TOTAL RANGE = 701.49 SQ.FT. - 702.45 SQ.FT.

UNIT



List of unit numbers with this unit plan:

**VIEWS**

**Street View**  
E216, E316, E416, E516, E616, E716, E816

**Community, City View**  
E916, E1016, E1116, E1216, E1316, E1416, E1516, E1616, E1716, E1816, E1916, E2016, E2116, E2216, E2316, E2416, E2516, E2616, E2816, E2916, E3016, E3116, E3216, E3316, E3416, E3516, E3616, E3716, E3816, E3916, E4016, E4116, E4216, E4316, E4416, E4516, E4616

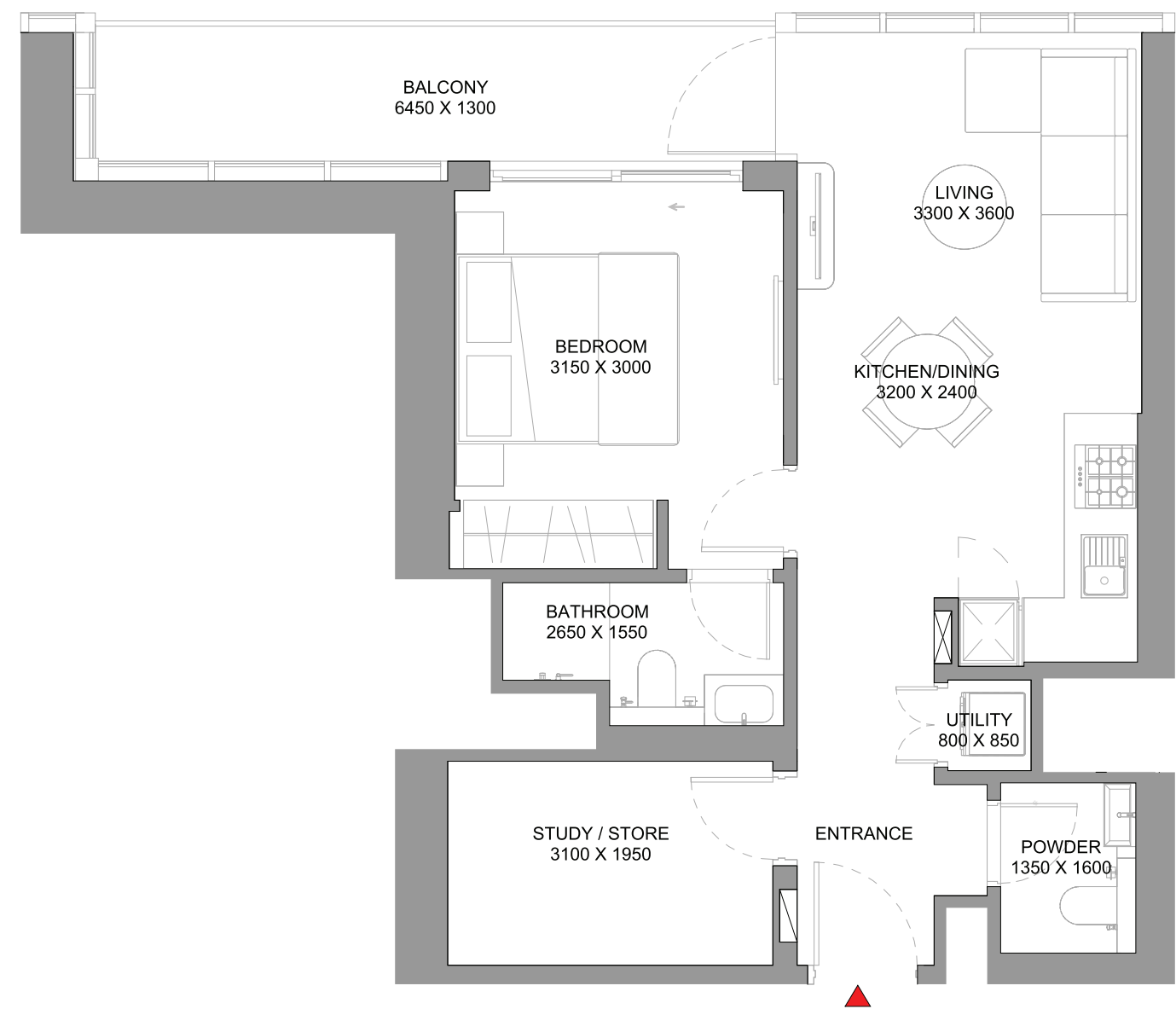
Disclaimer: 1. All dimensions are in metric, measured to wall finishes. 2. All materials, dimensions & drawings are approximate. 3. Information is subject to change without notice, at developer's absolute discretion. 4. Actual area may vary from the stated area. 5. Drawing are not to scale. 6. All images used are for illustrative purpose only and do not represent the actual size, features, specifications, fittings and furnishings. 7. The developer reserves the right to make revisions/ alterations, at its absolute discretion, without any liability whatsoever.

1.5 BEDROOM APARTMENT

TYPE J (with store room and powder room + balcony)

TOTAL SALEABLE AREA

SUITE RANGE = 600.09 SQ.FT. - 601.59 SQ.FT.  
BALCONY RANGE = 100.86 SQ.FT. - 101.40 SQ.FT.  
TOTAL RANGE = 701.49 SQ.FT. - 702.45 SQ.FT.



List of unit numbers with this unit plan:

VIEWS

Street View

E216, E316, E416, E516, E616, E716, E816

Community, City View

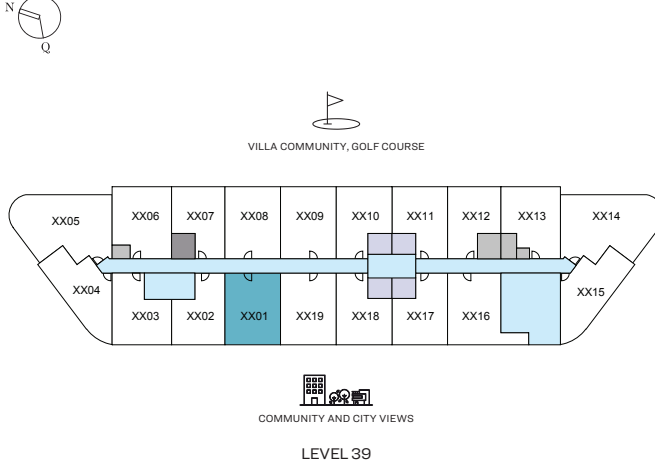
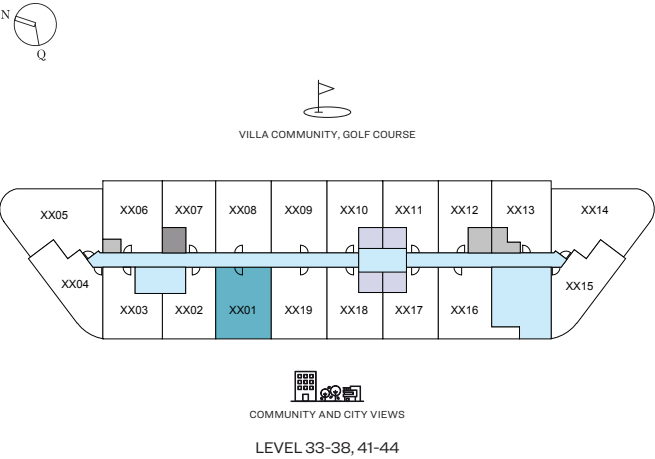
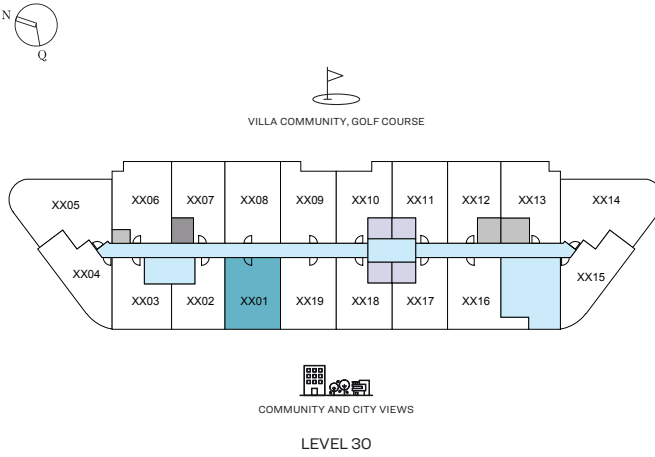
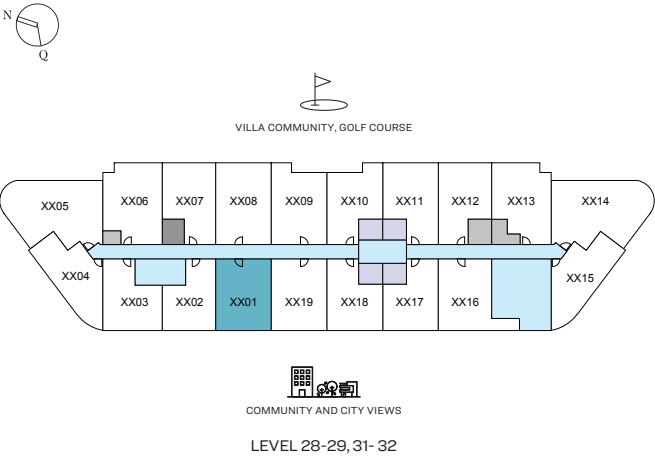
E916, E1016, E1116, E1216, E1316, E1416, E1516, E1616, E1716, E1816, E1916, E2016, E2116, E2216, E2316, E2416, E2516, E2616, E2816, E2916, E3016, E3116, E3216, E3316, E3416, E3516, E3616, E3716, E3816, E3916, E4016, E4116, E4216, E4316, E4416, E4516, E4616

Disclaimer: 1. All dimensions are in metric, measured to wall finishes. 2. All materials, dimensions & drawings are approximate. 3. Information is subject to change without notice, at developer's absolute discretion. 4. Actual area may vary from the stated area. 5. Drawing are not to scale. 6. All images used are for illustrative purpose only and do not represent the actual size, features, specifications, fittings and furnishings. 7. The developer reserves the right to make revisions/ alterations, at its absolute discretion, without any liability whatsoever.

1.5 BEDROOM APARTMENT  
TYPE K (with store room and powder room + balcony)

TOTAL SALEABLE AREA  
SUITE = 617.96 SQ.FT.  
BALCONY = 55.54 SQ.FT.  
TOTAL = 673.50 SQ.FT.

UNIT



List of unit numbers with this unit plan:

VIEWS

Community, City View  
E2801, E2901, E3001, E3101, E3201, E3301, E3401, E3501, E3601, E3701, E3801, E3901, E4001, E4101, E4201, E4301, E4401, E4501, E4601

Disclaimer: 1. All dimensions are in metric, measured to wall finishes. 2. All materials, dimensions & drawings are approximate. 3. Information is subject to change without notice, at developer's absolute discretion. 4. Actual area may vary from the stated area. 5. Drawing are not to scale. 6. All images used are for illustrative purpose only and do not represent the actual size, features, specifications, fittings and furnishings. 7. The developer reserves the right to make revisions/ alterations, at its absolute discretion, without any liability whatsoever.

1.5 BEDROOM APARTMENT  
TYPE K (with store room and powder room + balcony)

TOTAL SALEABLE AREA  
SUITE = 617.96 SQ.FT.  
BALCONY = 55.54 SQ.FT.  
TOTAL = 673.50 SQ.FT.

UNIT



List of unit numbers with this unit plan:

VIEWS

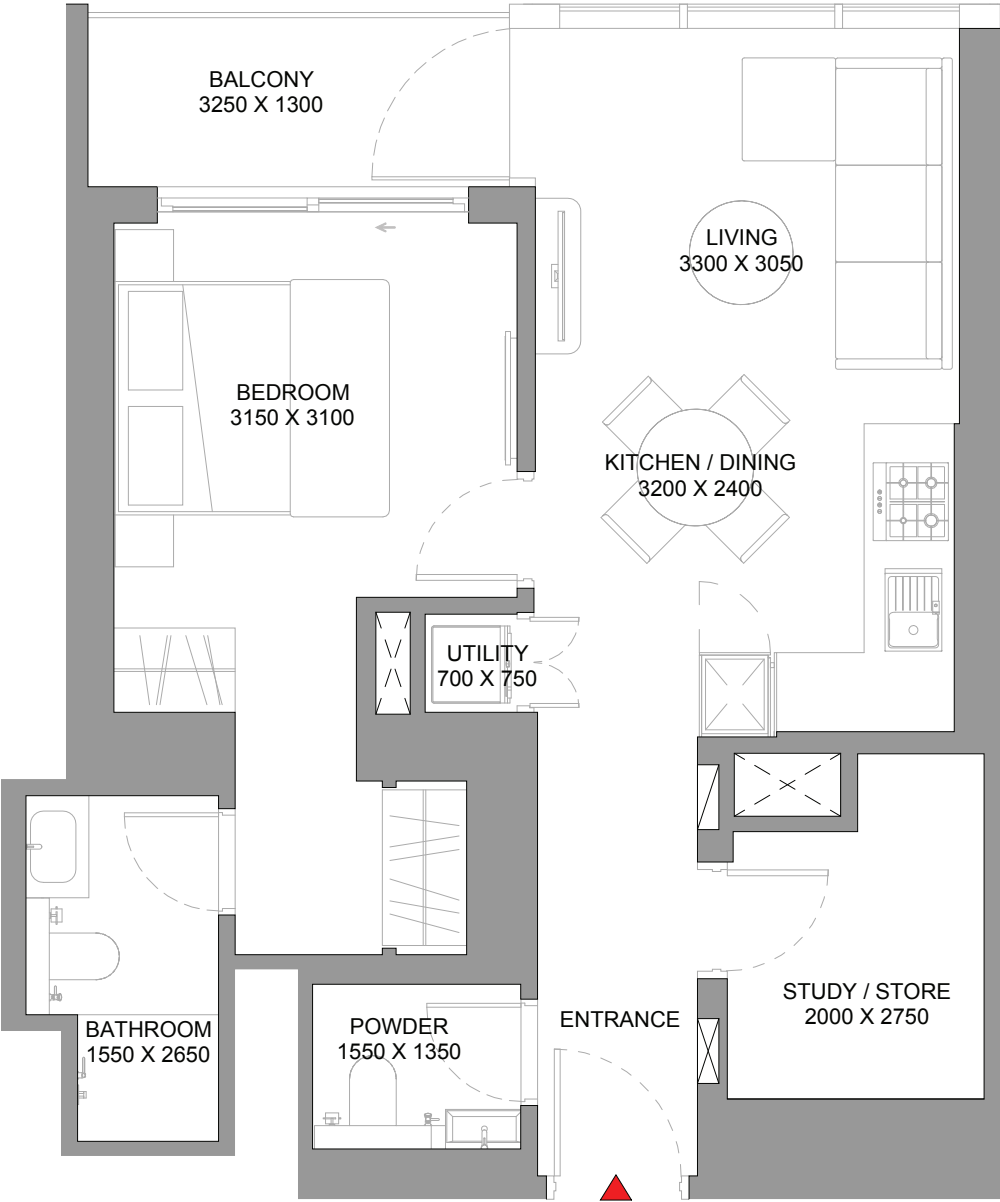
Community, City View  
E2801, E2901, E3001, E3101, E3201, E3301, E3401, E3501, E3601, E3701, E3801, E3901, E4001, E4101, E4201, E4301, E4401, E4501, E4601

Disclaimer: 1. All dimensions are in metric, measured to wall finishes. 2. All materials, dimensions & drawings are approximate. 3. Information is subject to change without notice, at developer's absolute discretion. 4. Actual area may vary from the stated area. 5. Drawing are not to scale. 6. All images used are for illustrative purpose only and do not represent the actual size, features, specifications, fittings and furnishings. 7. The developer reserves the right to make revisions/ alterations, at its absolute discretion, without any liability whatsoever.

1.5 BEDROOM APARTMENT

TYPE K (with store room and powder room + balcony)

TOTAL SALEABLE AREA  
SUITE = 617.96 SQ.FT.  
BALCONY = 55.54 SQ.FT.  
TOTAL = 673.50 SQ.FT.



List of unit numbers with this unit plan:

VIEWS

Community, City View  
E2801, E2901, E3001, E3101, E3201, E3301, E3401, E3501, E3601, E3701, E3801, E3901, E4001, E4101, E4201, E4301, E4401, E4501, E4601

Disclaimer: 1. All dimensions are in metric, measured to wall finishes. 2. All materials, dimensions & drawings are approximate. 3. Information is subject to change without notice, at developer's absolute discretion. 4. Actual area may vary from the stated area. 5. Drawing are not to scale. 6. All images used are for illustrative purpose only and do not represent the actual size, features, specifications, fittings and furnishings. 7. The developer reserves the right to make revisions/ alterations, at its absolute discretion, without any liability whatsoever.

1.5 BEDROOM APARTMENT  
TYPE L (with store room and powder room + balcony)

TOTAL SALEABLE AREA  
SUITE = 617.96 SQ.FT.  
BALCONY = 148.76 SQ.FT.  
TOTAL = 766.72 SQ.FT.

UNIT



List of unit numbers with this unit plan:

VIEWS

Villa community, Golf Course  
E2808, E2908, E3008, E3108, E3208

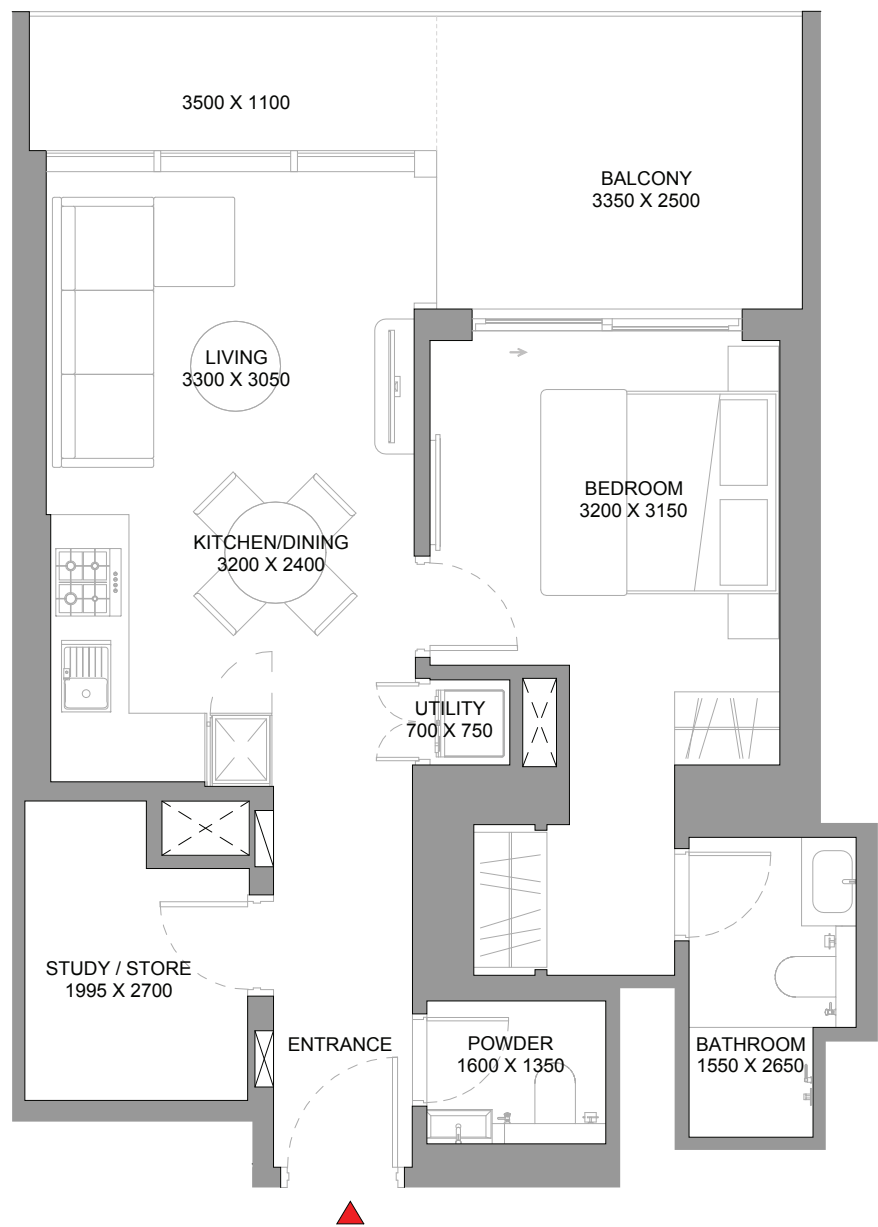
Disclaimer: 1. All dimensions are in metric, measured to wall finishes. 2. All materials, dimensions & drawings are approximate. 3. Information is subject to change without notice, at developer's absolute discretion. 4. Actual area may vary from the stated area. 5. Drawing are not to scale. 6. All images used are for illustrative purpose only and do not represent the actual size, features, specifications, fittings and furnishings. 7. The developer reserves the right to make revisions/ alterations, at its absolute discretion, without any liability whatsoever.

1.5 BEDROOM APARTMENT

TYPE L (with store room and powder room + balcony)

TOTAL SALEABLE AREA

SUITE = 617.96 SQ.FT.  
BALCONY = 148.76 SQ.FT.  
TOTAL = 766.72 SQ.FT.



List of unit numbers with this unit plan:

VIEWS

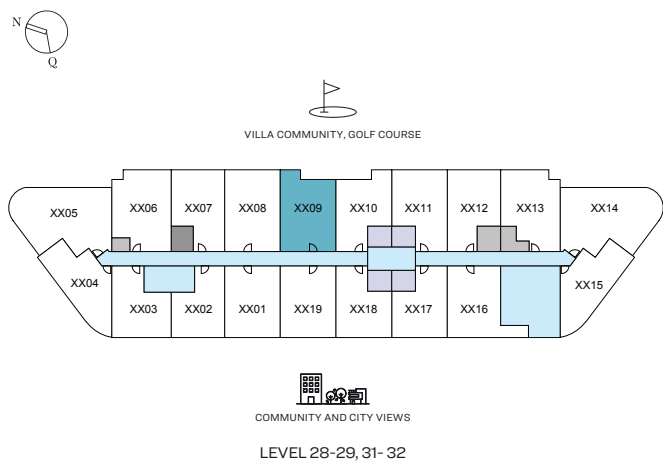
Villa community, Golf Course  
E2808, E2908, E3008, E3108, E3208

Disclaimer: 1. All dimensions are in metric, measured to wall finishes. 2. All materials, dimensions & drawings are approximate. 3. Information is subject to change without notice, at developer's absolute discretion. 4. Actual area may vary from the stated area. 5. Drawing are not to scale. 6. All images used are for illustrative purpose only and do not represent the actual size, features, specifications, fittings and furnishings. 7. The developer reserves the right to make revisions/ alterations, at its absolute discretion, without any liability whatsoever.

1.5 BEDROOM APARTMENT  
TYPE M (with store room + balcony)

TOTAL SALEABLE AREA  
SUITE = 583.19 SQ.FT.  
BALCONY = 90.09 SQ.FT.  
TOTAL = 673.28 SQ.FT.

UNIT



List of unit numbers with this unit plan:

VIEWS

Villa community, Golf Course  
E2809, E2909, E3009, E3109, E3209

Disclaimer: 1. All dimensions are in metric, measured to wall finishes. 2. All materials, dimensions & drawings are approximate. 3. Information is subject to change without notice, at developer's absolute discretion. 4. Actual area may vary from the stated area. 5. Drawing are not to scale. 6. All images used are for illustrative purpose only and do not represent the actual size, features, specifications, fittings and furnishings. 7. The developer reserves the right to make revisions/ alterations, at its absolute discretion, without any liability whatsoever.

1.5 BEDROOM APARTMENT  
TYPE M (with store room + balcony)

TOTAL SALEABLE AREA  
SUITE = 583.19 SQ.FT.  
BALCONY = 90.09 SQ.FT.  
TOTAL = 673.28 SQ.FT.



List of unit numbers with this unit plan:

VIEWS

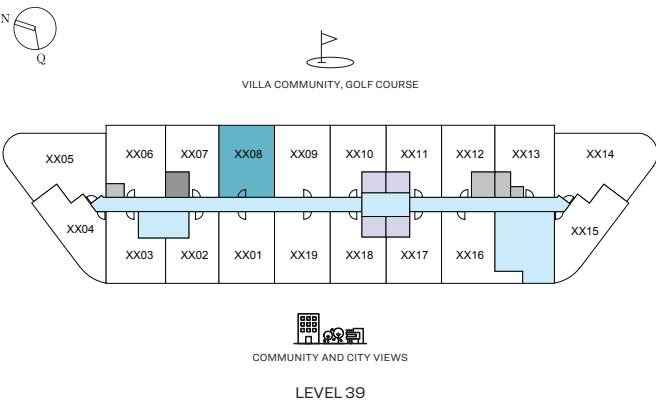
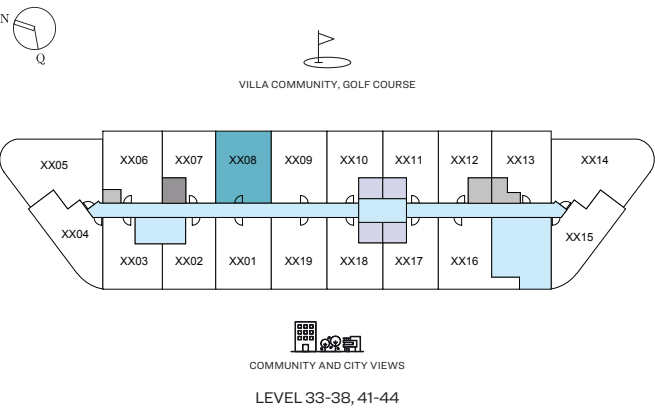
Villa community, Golf Course  
E2809, E2909, E3009, E3109, E3209

Disclaimer: 1. All dimensions are in metric, measured to wall finishes. 2. All materials, dimensions & drawings are approximate. 3. Information is subject to change without notice, at developer's absolute discretion. 4. Actual area may vary from the stated area. 5. Drawing are not to scale. 6. All images used are for illustrative purpose only and do not represent the actual size, features, specifications, fittings and furnishings. 7. The developer reserves the right to make revisions/ alterations, at its absolute discretion, without any liability whatsoever.

1.5 BEDROOM APARTMENT  
TYPE N (with store room, powder room + balcony)

TOTAL SALEABLE AREA  
SUITE = 617.96 SQ.FT.  
BALCONY = 55.54 SQ.FT.  
TOTAL = 673.50 SQ.FT.

UNIT



List of unit numbers with this unit plan:

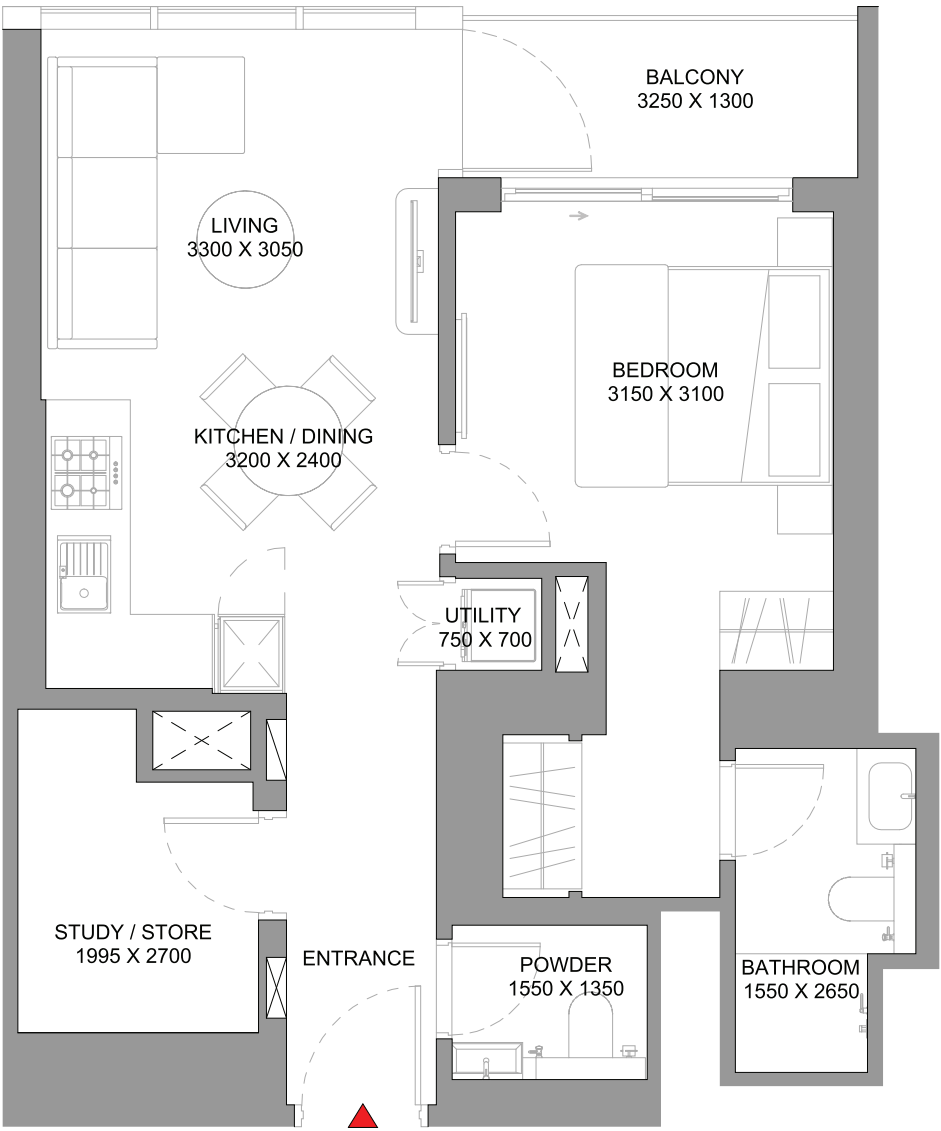
VIEWS

Villa community, Golf Course  
E3308, E3408, E3508, E3608, E3708, E3808, E3908, E4008, E4108, E4208, E4308, E4408, E4508, E4608

Disclaimer: 1. All dimensions are in metric, measured to wall finishes. 2. All materials, dimensions & drawings are approximate. 3. Information is subject to change without notice, at developer's absolute discretion. 4. Actual area may vary from the stated area. 5. Drawing are not to scale. 6. All images used are for illustrative purpose only and do not represent the actual size, features, specifications, fittings and furnishings. 7. The developer reserves the right to make revisions/ alterations, at its absolute discretion, without any liability whatsoever.

1.5 BEDROOM APARTMENT  
TYPE N (with store room, powder room + balcony)

TOTAL SALEABLE AREA  
SUITE = 617.96 SQ.FT.  
BALCONY = 55.54 SQ.FT.  
TOTAL = 673.50 SQ.FT.



List of unit numbers with this unit plan:

VIEWS

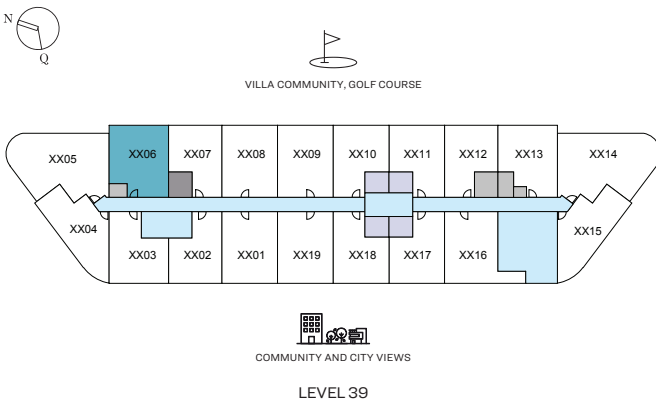
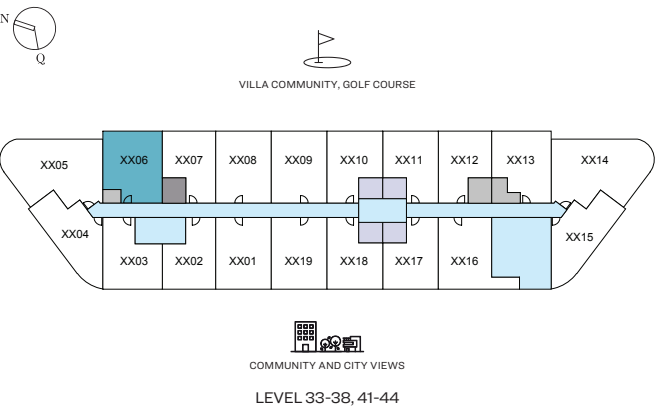
Villa community, Golf Course  
E3308, E3408, E3508, E3608, E3708, E3808, E3908, E4008, E4108, E4208, E4308, E4408, E4508, E4608

Disclaimer: 1. All dimensions are in metric, measured to wall finishes. 2. All materials, dimensions & drawings are approximate. 3. Information is subject to change without notice, at developer's absolute discretion. 4. Actual area may vary from the stated area. 5. Drawing are not to scale. 6. All images used are for illustrative purpose only and do not represent the actual size, features, specifications, fittings and furnishings. 7. The developer reserves the right to make revisions/ alterations, at its absolute discretion, without any liability whatsoever.

1.5 BEDROOM APARTMENT  
TYPE O (with store room, powder room + balcony)

TOTAL SALEABLE AREA  
SUITE = 563.38 SQ.FT.  
BALCONY = 55.54 SQ.FT.  
TOTAL = 618.92 SQ.FT.

UNIT



List of unit numbers with this unit plan:

VIEWS

Villa community, Golf Course  
E3306, E3406, E3506, E3606, E3706, E3806, E3906, E4006, E4106, E4206, E4306, E4406, E4506, E4606

Disclaimer: 1. All dimensions are in metric, measured to wall finishes. 2. All materials, dimensions & drawings are approximate. 3. Information is subject to change without notice, at developer's absolute discretion. 4. Actual area may vary from the stated area. 5. Drawing are not to scale. 6. All images used are for illustrative purpose only and do not represent the actual size, features, specifications, fittings and furnishings. 7. The developer reserves the right to make revisions/ alterations, at its absolute discretion, without any liability whatsoever.

1.5 BEDROOM APARTMENT

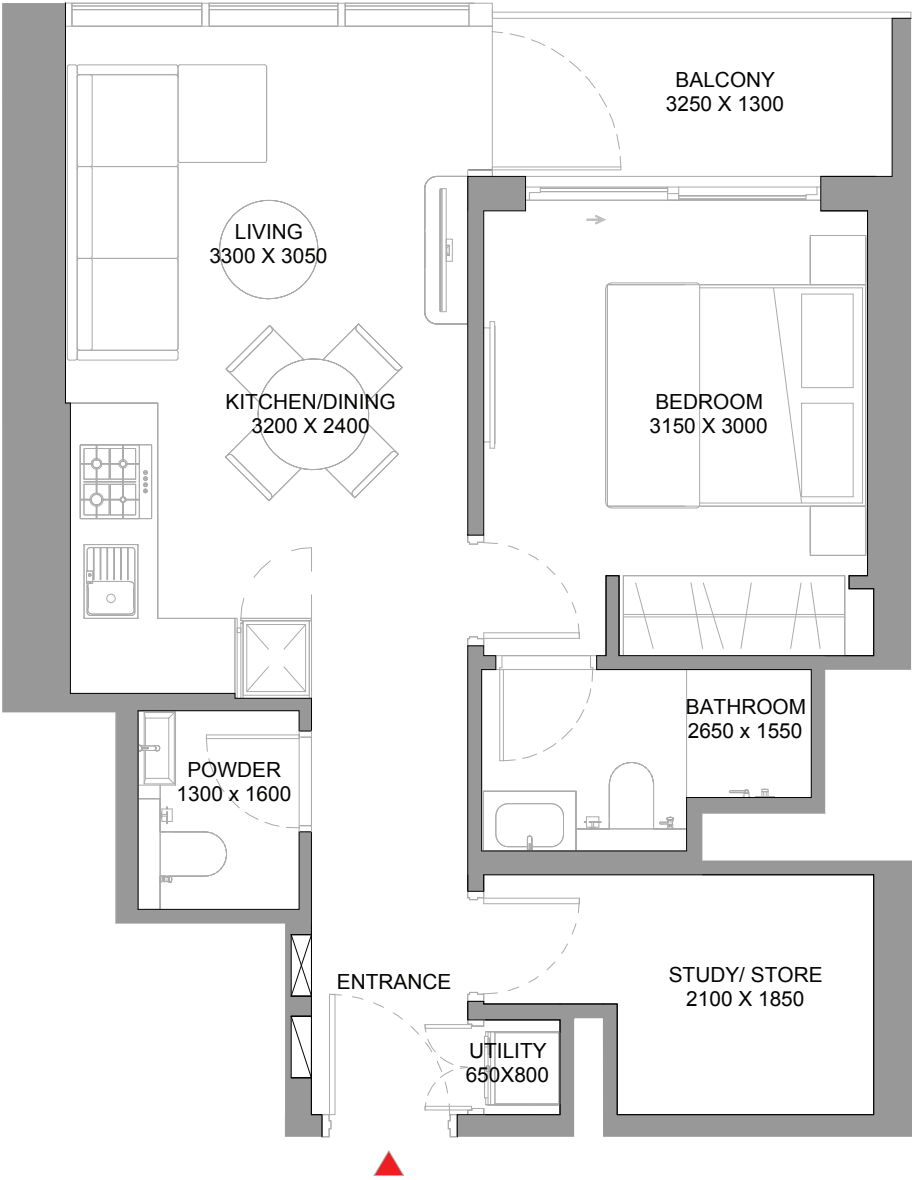
TYPE O (with store room, powder room + balcony)

TOTAL SALEABLE AREA

SUITE = 563.38 SQ.FT.

BALCONY = 55.54 SQ.FT.

TOTAL = 618.92 SQ.FT.



List of unit numbers with this unit plan:

VIEWS

Villa community, Golf Course

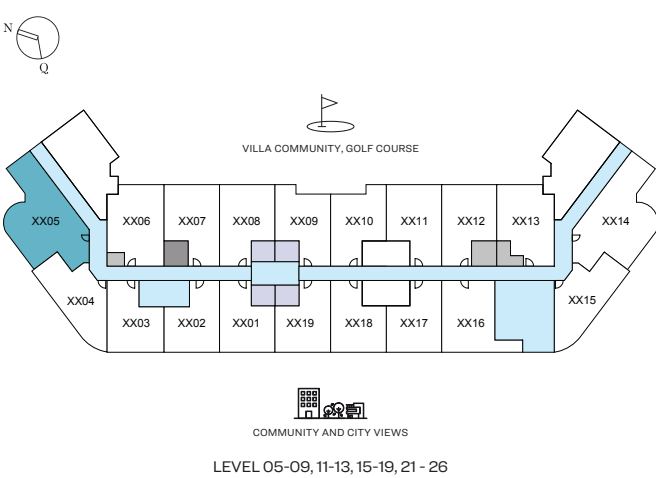
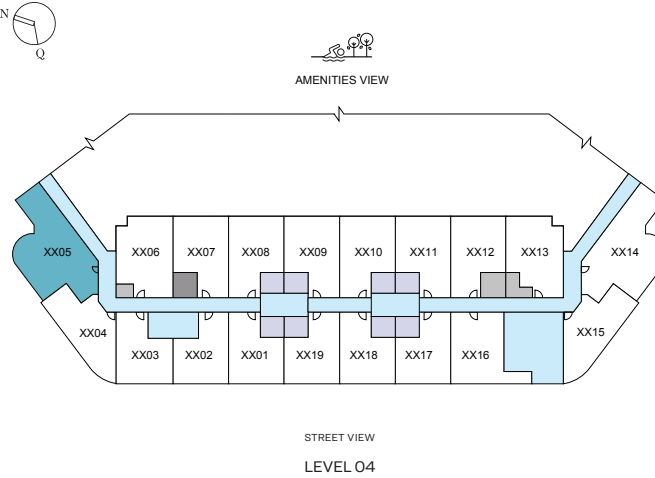
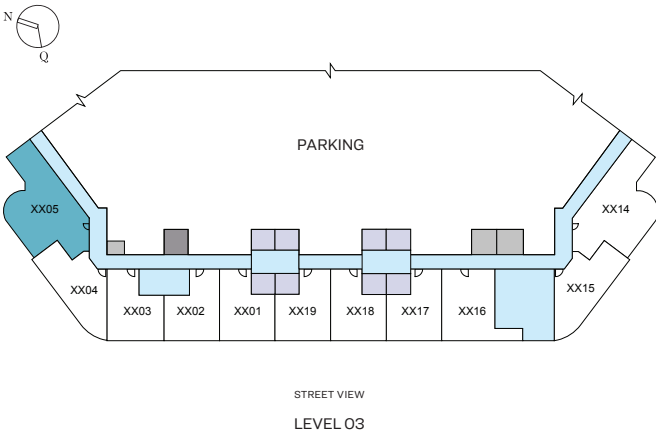
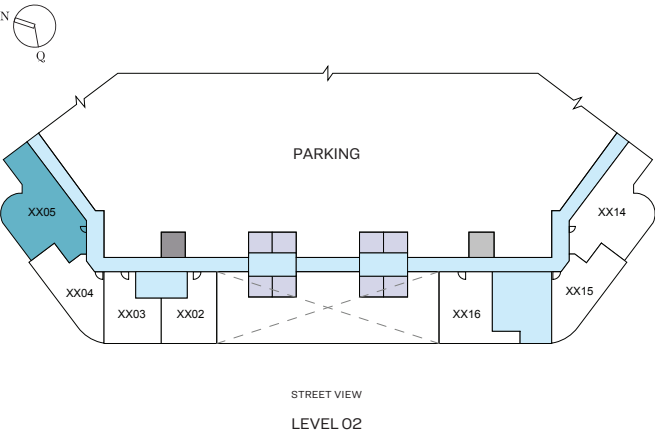
E3306, E3406, E3506, E3606, E3706, E3806, E3906, E4006, E4106, E4206, E4306, E4406, E4506, E4606

Disclaimer: 1. All dimensions are in metric, measured to wall finishes. 2. All materials, dimensions & drawings are approximate. 3. Information is subject to change without notice, at developer's absolute discretion. 4. Actual area may vary from the stated area. 5. Drawing are not to scale. 6. All images used are for illustrative purpose only and do not represent the actual size, features, specifications, fittings and furnishings. 7. The developer reserves the right to make revisions/ alterations, at its absolute discretion, without any liability whatsoever.

1.5 BEDROOM APARTMENT  
TYPE U (with store room, powder room + balcony)

TOTAL SALEABLE AREA  
SUITE = 844.00 SQ.FT.  
BALCONY = 84.93 SQ.FT.  
TOTAL = 928.93 SQ.FT.

UNIT



List of unit numbers with this unit plan:

VIEWS

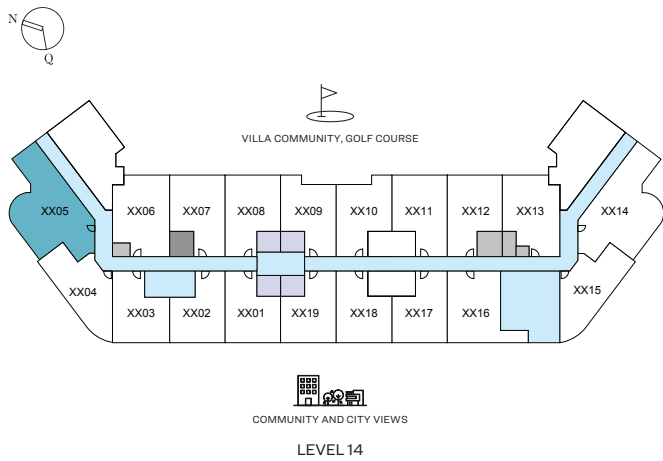
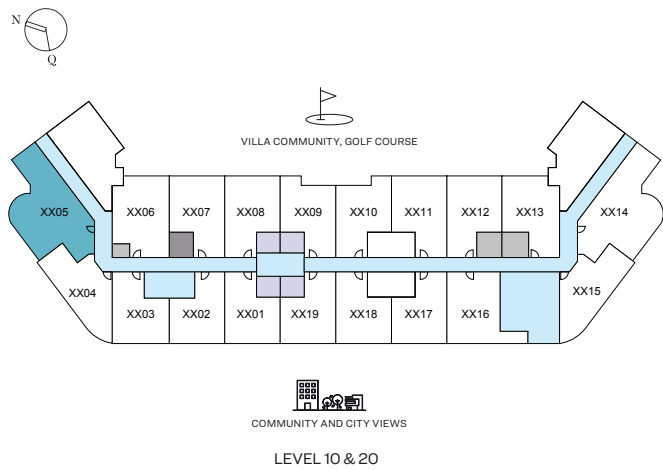
180 degree view (City View, Miracle Garden, Villa community, Golf Course)  
E205, E305, E405, E505, E605, E705, E805, E905, E1005, E1105, E1205, E1305, E1405, E1505, E1605, E1705, E1805, E1905, E2005, E2105, E2205, E2305

Disclaimer: 1. All dimensions are in metric, measured to wall finishes. 2. All materials, dimensions & drawings are approximate. 3. Information is subject to change without notice, at developer's absolute discretion. 4. Actual area may vary from the stated area. 5. Drawing are not to scale. 6. All images used are for illustrative purpose only and do not represent the actual size, features, specifications, fittings and furnishings. 7. The developer reserves the right to make revisions/ alterations, at its absolute discretion, without any liability whatsoever.

1.5 BEDROOM APARTMENT  
TYPE U (with store room, powder room + balcony)

TOTAL SALEABLE AREA  
SUITE = 844.00 SQ.FT.  
BALCONY = 84.93 SQ.FT.  
TOTAL = 928.93 SQ.FT.

UNIT



List of unit numbers with this unit plan:

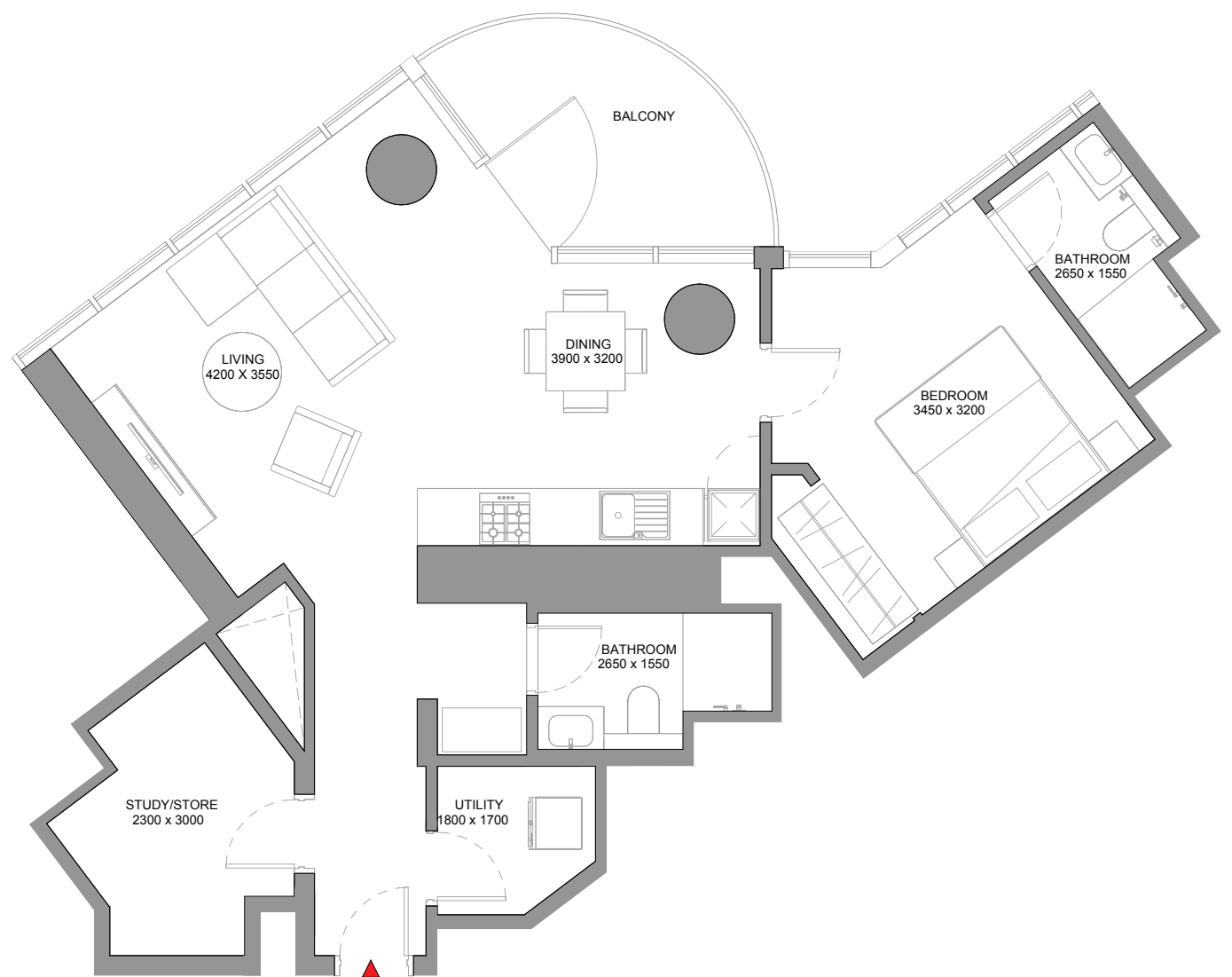
VIEWS

180 degree view (City View, Miracle Garden, Villa community, Golf Course)  
E205, E305, E405, E505, E605, E705, E805, E905, E1005, E1105, E1205, E1305, E1405, E1505, E1605, E1705, E1805, E1905, E2005, E2105, E2205, E2305

Disclaimer: 1. All dimensions are in metric, measured to wall finishes. 2. All materials, dimensions & drawings are approximate. 3. Information is subject to change without notice, at developer's absolute discretion. 4. Actual area may vary from the stated area. 5. Drawing are not to scale. 6. All images used are for illustrative purpose only and do not represent the actual size, features, specifications, fittings and furnishings. 7. The developer reserves the right to make revisions/ alterations, at its absolute discretion, without any liability whatsoever.

1.5 BEDROOM APARTMENT  
TYPE U (with store room, powder room + balcony)

TOTAL SALEABLE AREA  
SUITE = 844.00 SQ.FT.  
BALCONY = 84.93 SQ.FT.  
TOTAL = 928.93 SQ.FT.



List of unit numbers with this unit plan:

VIEWS

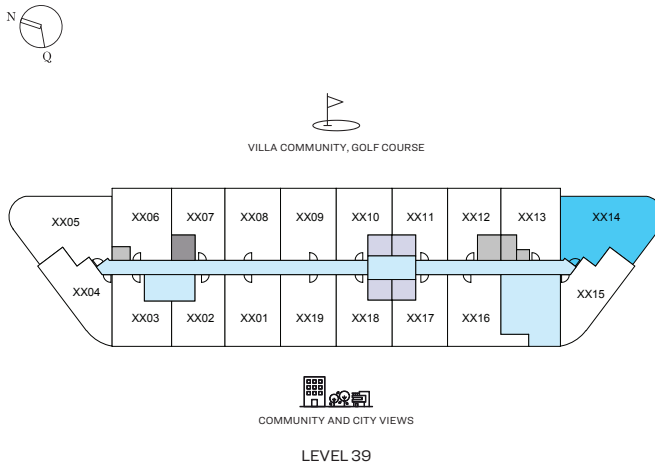
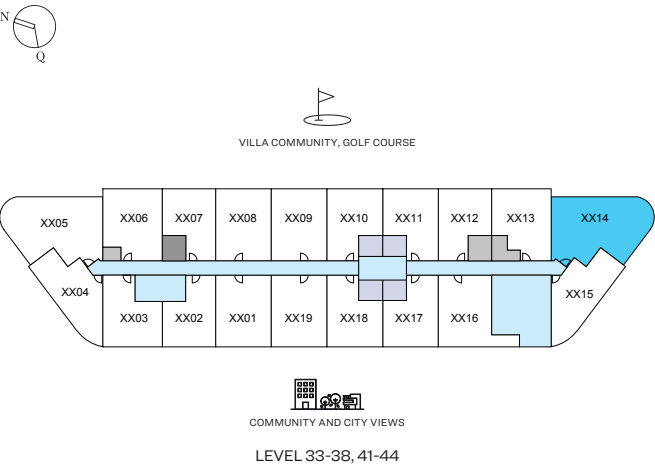
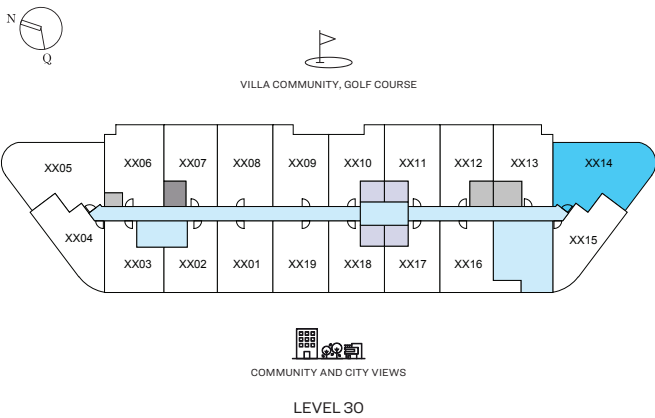
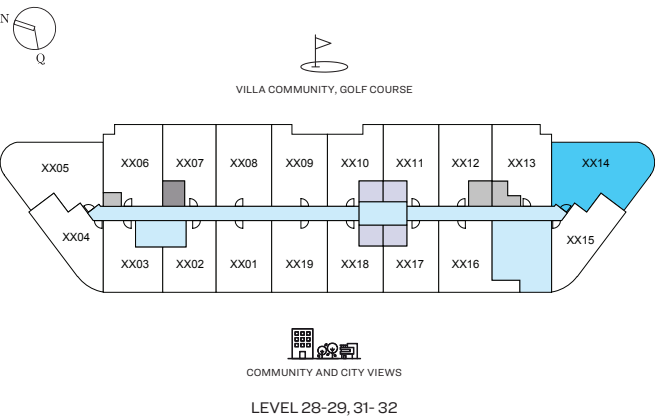
180 degree view (City View, Miracle Garden, Villa community, Golf Course)  
E205, E305, E405, E505, E605, E705, E805, E905, E1005, E1105, E1205, E1305, E1405, E1505, E1605, E1705, E1805, E1905, E2005, E2105, E2205, E2305

Disclaimer: 1. All dimensions are in metric, measured to wall finishes. 2. All materials, dimensions & drawings are approximate. 3. Information is subject to change without notice, at developer's absolute discretion. 4. Actual area may vary from the stated area. 5. Drawing are not to scale. 6. All images used are for illustrative purpose only and do not represent the actual size, features, specifications, fittings and furnishings. 7. The developer reserves the right to make revisions/ alterations, at its absolute discretion, without any liability whatsoever.

2 BEDROOM APARTMENT  
TYPE A (with shared powder + balcony)

TOTAL SALEABLE AREA  
SUITE RANGE = 896.42 SQ.FT. - 896.85 SQ.FT.  
BALCONY = 88.59 SQ.FT.  
TOTAL RANGE = 985.01 SQ.FT. - 985.44 SQ.FT.

UNIT



List of unit numbers with this unit plan:

VIEWS

180 degree view (City View, Miracle Garden, Villa community, Golf Course)  
E2814, E2914, E3014, E3114, E3214, E3314, E3414, E3514, E3614, E3714, E3814, E3914, E4014, E4114, E4214, E4314, E4414

Disclaimer: 1. All dimensions are in metric, measured to wall finishes. 2. All materials, dimensions & drawings are approximate. 3. Information is subject to change without notice, at developer's absolute discretion. 4. Actual area may vary from the stated area. 5. Drawing are not to scale. 6. All images used are for illustrative purpose only and do not represent the actual size, features, specifications, fittings and furnishings. 7. The developer reserves the right to make revisions/ alterations, at its absolute discretion, without any liability whatsoever.

2 BEDROOM APARTMENT  
TYPE A (with shared powder + balcony)

TOTAL SALEABLE AREA  
SUITE RANGE = 896.42 SQ.FT. - 896.85 SQ.FT.  
BALCONY = 88.59 SQ.FT.  
TOTAL RANGE = 985.01 SQ.FT. - 985.44 SQ.FT.

UNIT



List of unit numbers with this unit plan:

VIEWS

180 degree view (City View, Miracle Garden, Villa community, Golf Course)  
E2814, E2914, E3014, E3114, E3214, E3314, E3414, E3514, E3614, E3714, E3814, E3914, E4014, E4114, E4214, E4314, E4414

Disclaimer: 1. All dimensions are in metric, measured to wall finishes. 2. All materials, dimensions & drawings are approximate. 3. Information is subject to change without notice, at developer's absolute discretion. 4. Actual area may vary from the stated area. 5. Drawing are not to scale. 6. All images used are for illustrative purpose only and do not represent the actual size, features, specifications, fittings and furnishings. 7. The developer reserves the right to make revisions/ alterations, at its absolute discretion, without any liability whatsoever.

2 BEDROOM APARTMENT  
TYPE A (with shared powder + balcony)

TOTAL SALEABLE AREA  
SUITE RANGE = 896.42 SQ.FT. - 896.85 SQ.FT.  
BALCONY = 88.59 SQ.FT.  
TOTAL RANGE = 985.01 SQ.FT. - 985.44 SQ.FT.



List of unit numbers with this unit plan:

VIEWS

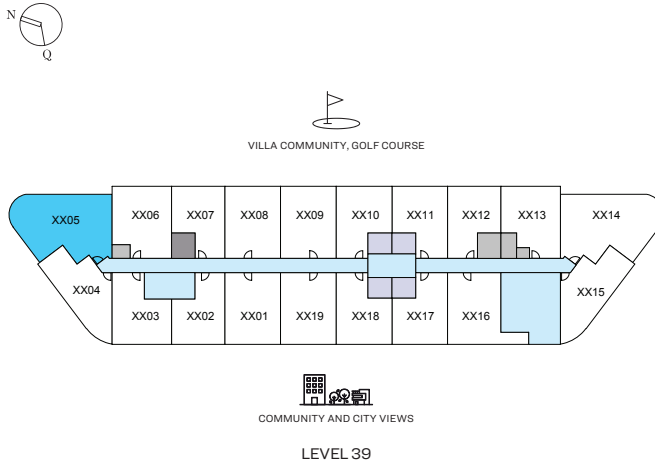
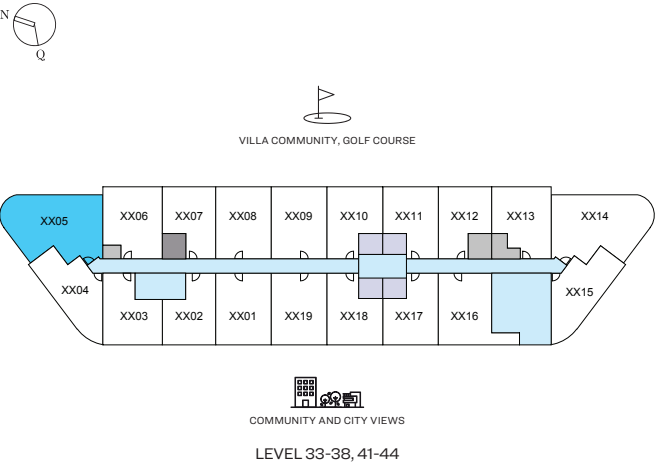
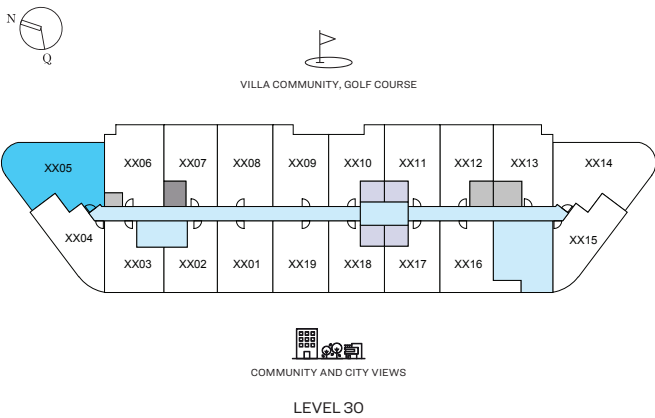
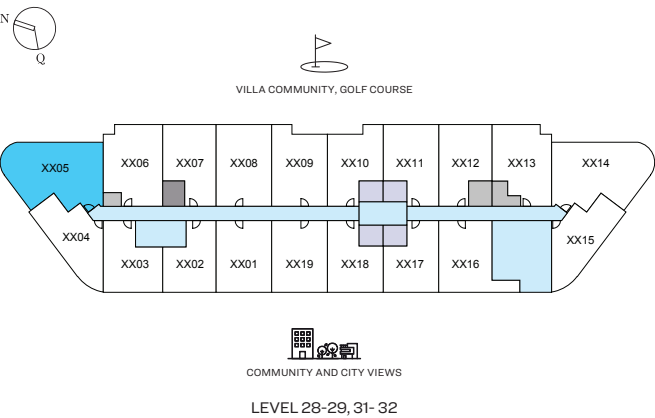
180 degree view (City View, Miracle Garden, Villa community, Golf Course)  
E2814, E2914, E3014, E3114, E3214, E3314, E3414, E3514, E3614, E3714, E3814, E3914, E4014, E4114, E4214, E4314, E4414

Disclaimer: 1. All dimensions are in metric, measured to wall finishes. 2. All materials, dimensions & drawings are approximate. 3. Information is subject to change without notice, at developer's absolute discretion. 4. Actual area may vary from the stated area. 5. Drawing are not to scale. 6. All images used are for illustrative purpose only and do not represent the actual size, features, specifications, fittings and furnishings. 7. The developer reserves the right to make revisions/ alterations, at its absolute discretion, without any liability whatsoever.

2 BEDROOM APARTMENT  
TYPE B (with shared powder + balcony)

TOTAL SALEABLE AREA  
SUITE = 899.32 SQ.FT.  
BALCONY = 88.69 SQ.FT.  
TOTAL = 988.01 SQ.FT.

UNIT



List of unit numbers with this unit plan:

VIEWS

180 degree view (City View, Miracle Garden, Villa community, Golf Course)  
E2805, E2905, E3005, E3105, E3205, E3305, E3405, E3505, E3605, E3705, E3805, E3905, E4005, E4105, E4205, E4305, E4405

Disclaimer: 1. All dimensions are in metric, measured to wall finishes. 2. All materials, dimensions & drawings are approximate. 3. Information is subject to change without notice, at developer's absolute discretion. 4. Actual area may vary from the stated area. 5. Drawing are not to scale. 6. All images used are for illustrative purpose only and do not represent the actual size, features, specifications, fittings and furnishings. 7. The developer reserves the right to make revisions/ alterations, at its absolute discretion, without any liability whatsoever.

2 BEDROOM APARTMENT  
TYPE B (with shared powder + balcony)

TOTAL SALEABLE AREA  
SUITE = 899.32 SQ.FT.  
BALCONY = 88.69 SQ.FT.  
TOTAL = 988.01 SQ.FT.

UNIT



List of unit numbers with this unit plan:

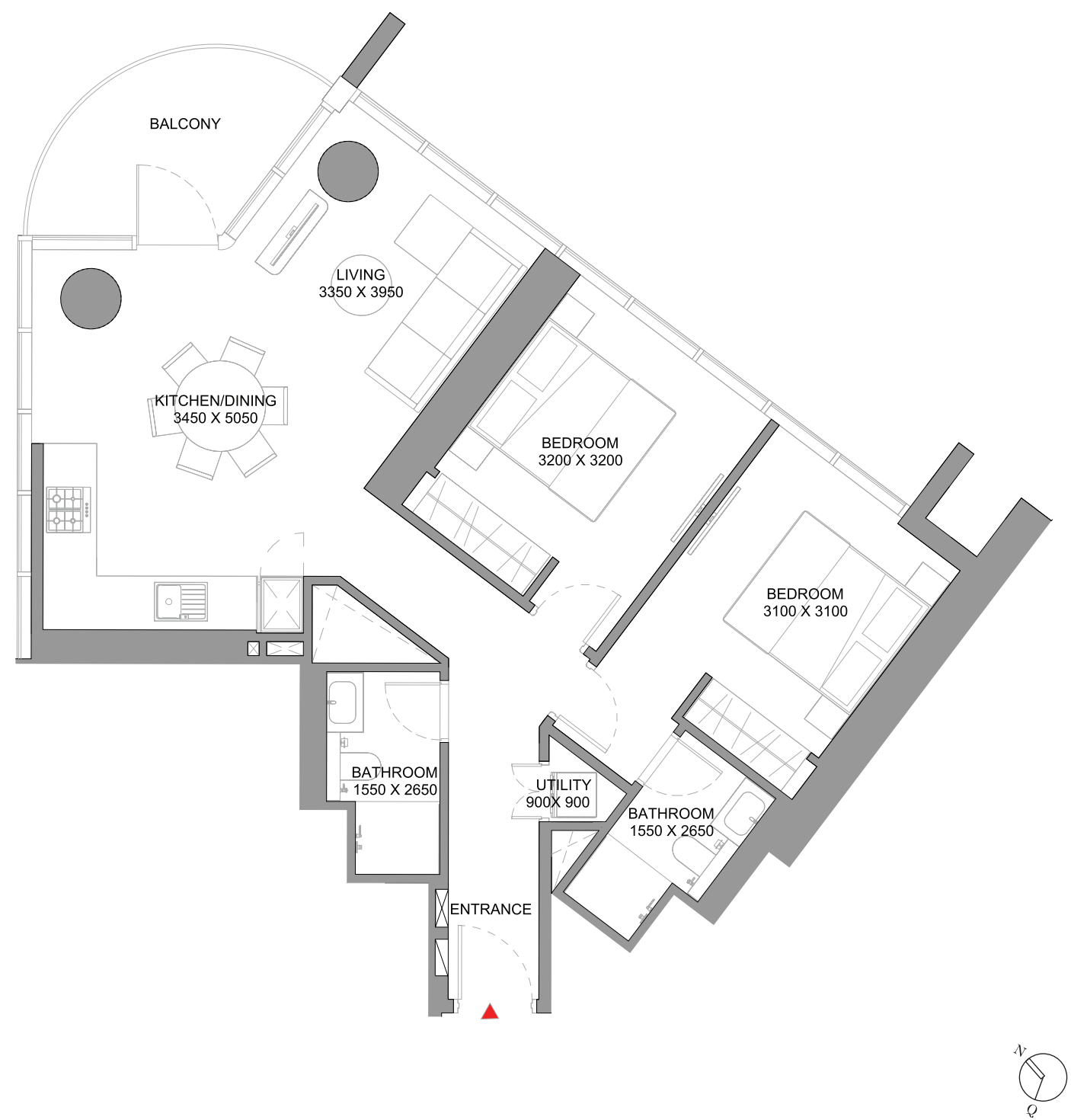
VIEWS

180 degree view (City View, Miracle Garden, Villa community, Golf Course)  
E2805, E2905, E3005, E3105, E3205, E3305, E3405, E3505, E3605, E3705, E3805, E3905, E4005, E4105, E4205, E4305, E4405

Disclaimer: 1. All dimensions are in metric, measured to wall finishes. 2. All materials, dimensions & drawings are approximate. 3. Information is subject to change without notice, at developer's absolute discretion. 4. Actual area may vary from the stated area. 5. Drawing are not to scale. 6. All images used are for illustrative purpose only and do not represent the actual size, features, specifications, fittings and furnishings. 7. The developer reserves the right to make revisions/ alterations, at its absolute discretion, without any liability whatsoever.

2 BEDROOM APARTMENT  
TYPE B (with shared powder + balcony)

TOTAL SALEABLE AREA  
SUITE = 899.32 SQ.FT.  
BALCONY = 88.69 SQ.FT.  
TOTAL = 988.01 SQ.FT.




List of unit numbers with this unit plan:

VIEWS

180 degree view (City View, Miracle Garden, Villa community, Golf Course)  
E2805, E2905, E3005, E3105, E3205, E3305, E3405, E3505, E3605, E3705, E3805, E3905, E4005, E4105, E4205, E4305, E4405

Disclaimer: 1. All dimensions are in metric, measured to wall finishes. 2. All materials, dimensions & drawings are approximate. 3. Information is subject to change without notice, at developer's absolute discretion. 4. Actual area may vary from the stated area. 5. Drawing are not to scale. 6. All images used are for illustrative purpose only and do not represent the actual size, features, specifications, fittings and furnishings. 7. The developer reserves the right to make revisions/ alterations, at its absolute discretion, without any liability whatsoever.



SOBHA  
ORBIS

SOBHA  
REALTY

