

FLOOR PLANS

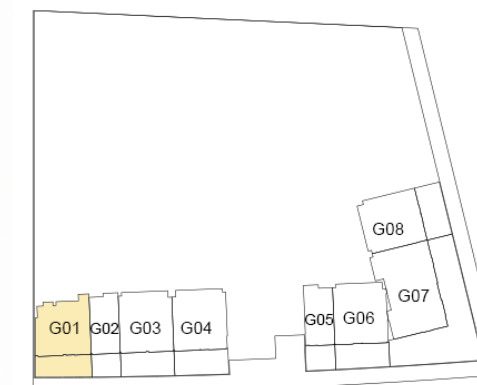


1B-TYPE 1

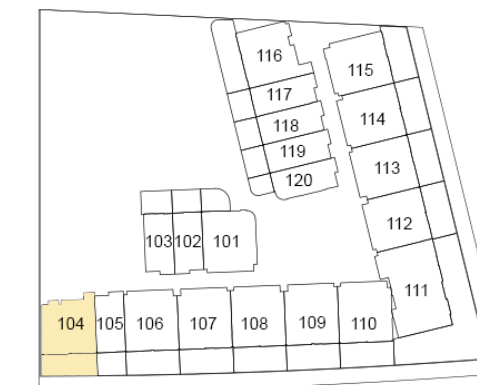
TOTAL AREA: From 685.66 To 772.31 Sq.Ft.

UNIT LOCATION

GROUND FLOOR



1ST FLOOR



2ND FLOOR



3RD FLOOR



4TH FLOOR



All drawings and dimensions are approximate. Drawings not to scale are subject to change without notice. The developer reserves the right to make revisions. The units are taken from the typical floor of the building and columns may vary in size depending on the floor level. The furnishings and accessories shown are representation only. The length and width of the Unit and balcony varies depending on which floor and which orientation the unit is located within the building to comply with the building authority regulations



1B-TYPE 2

TOTAL AREA: From 692.01 To 842.49 Sq.Ft.



UNIT LOCATION

GROUND FLOOR



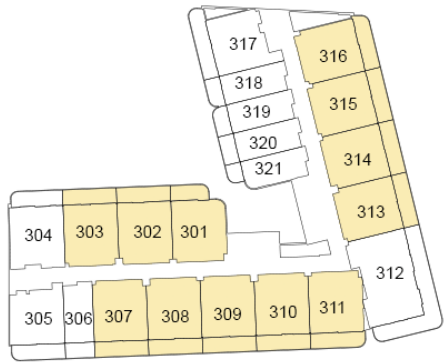
1ST FLOOR



2ND FLOOR



3RD FLOOR



4TH FLOOR



5TH FLOOR



All drawings and dimensions are approximate. Drawings not to scale are subject to change without notice. The developer reserves the right to make revisions. The units are taken from the typical floor of the building and columns may vary in size depending on the floor level. The furnishings and accessories shown are representation only. The length and width of the Unit and balcony varies depending on which floor and which orientation the unit is located within the building to comply with the building authority regulations

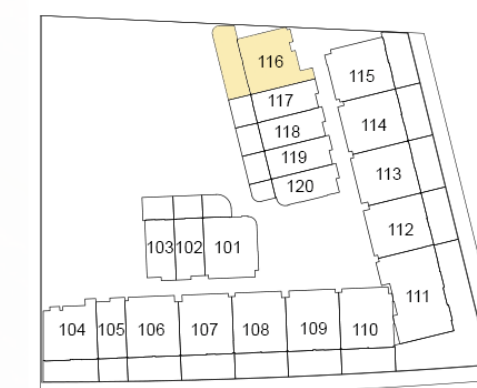


1B-TYPE 3

TOTAL AREA: From 777.15 To 887.70 Sq.Ft.

UNIT LOCATION

1ST FLOOR



2ND FLOOR



3RD FLOOR



4TH FLOOR



5TH FLOOR



All drawings and dimensions are approximate. Drawings not to scale are subject to change without notice. The developer reserves the right to make revisions. The units are taken from the typical floor of the building and columns may vary in size depending on the floor level. The furnishings and accessories shown are representation only. The length and width of the Unit and balcony varies depending on which floor and which orientation the unit is located within the building to comply with the building authority regulations



1B-TYPE 4

TOTAL AREA: From 733.88 To 738.51 Sq.Ft.

UNIT LOCATION

2ND FLOOR



3RD FLOOR



4TH FLOOR



5TH FLOOR



All drawings and dimensions are approximate. Drawings not to scale are subject to change without notice. The developer reserves the right to make revisions. The units are taken from the typical floor of the building and columns may vary in size depending on the floor level. The furnishings and accessories shown are representation only. The length and width of the Unit and balcony varies depending on which floor and which orientation the unit is located within the building to comply with the building authority regulations



1B-TYPE 5

TOTAL AREA: 1006.10 Sq.Ft.

UNIT LOCATION

5TH FLOOR



All drawings and dimensions are approximate. Drawings not to scale are subject to change without notice. The developer reserves the right to make revisions. The units are taken from the typical floor of the building and columns may vary in size depending on the floor level. The furnishings and accessories shown are representation only. The length and width of the Unit and balcony varies depending on which floor and which orientation the unit is located within the building to comply with the building authority regulations.



2B-TYPE 1

TOTAL AREA: 1335.59 Sq.Ft.

UNIT LOCATION

2ND FLOOR



3RD FLOOR



4TH FLOOR



All drawings and dimensions are approximate. Drawings not to scale are subject to change without notice. The developer reserves the right to make revisions. The units are taken from the typical floor of the building and columns may vary in size depending on the floor level. The furnishings and accessories shown are representation only. The length and width of the Unit and balcony varies depending on which floor and which orientation the unit is located within the building to comply with the building authority regulations.



2B-TYPE 2

TOTAL AREA: From 1460.02 To 1464.43 Sq.Ft.

UNIT LOCATION

5TH FLOOR



All drawings and dimensions are approximate. Drawings not to scale are subject to change without notice. The developer reserves the right to make revisions. The units are taken from the typical floor of the building and columns may vary in size depending on the floor level. The furnishings and accessories shown are representation only. The length and width of the Unit and balcony varies depending on which floor and which orientation the unit is located within the building to comply with the building authority regulations.



2B-TYPE 3

TOTAL AREA: 1897.25 Sq.Ft.

UNIT LOCATION

5TH FLOOR



All drawings and dimensions are approximate. Drawings not to scale are subject to change without notice. The developer reserves the right to make revisions. The units are taken from the typical floor of the building and columns may vary in size depending on the floor level. The furnishings and accessories shown are representation only. The length and width of the Unit and balcony varies depending on which floor and which orientation the unit is located within the building to comply with the building authority regulations





2B-TYPE 4

TOTAL AREA: 1858.93 Sq.Ft.

UNIT LOCATION

5TH FLOOR



All drawings and dimensions are approximate. Drawings not to scale are subject to change without notice. The developer reserves the right to make revisions. The units are taken from the typical floor of the building and columns may vary in size depending on the floor level. The furnishings and accessories shown are representation only. The length and width of the Unit and balcony varies depending on which floor and which orientation the unit is located within the building to comply with the building authority regulations.



2B-TYPE 5

TOTAL AREA: From 1851.82 To 1855.59 Sq.Ft.

UNIT LOCATION

GROUND FLOOR



1ST FLOOR



All drawings and dimensions are approximate. Drawings not to scale are subject to change without notice. The developer reserves the right to make revisions. The units are taken from the typical floor of the building and columns may vary in size depending on the floor level. The furnishings and accessories shown are representation only. The length and width of the Unit and balcony varies depending on which floor and which orientation the unit is located within the building to comply with the building authority regulations.



ST-TYPE 1

TOTAL AREA: From 394.28 To 428.08 Sq.Ft.

UNIT LOCATION

2ND FLOOR



3RD FLOOR



4TH FLOOR



5TH FLOOR



All drawings and dimensions are approximate. Drawings not to scale are subject to change without notice. The developer reserves the right to make revisions. The units are taken from the typical floor of the building and columns may vary in size depending on the floor level. The furnishings and accessories shown are representation only. The length and width of the Unit and balcony varies depending on which floor and which orientation the unit is located within the building to comply with the building authority regulations





ST-TYPE 2

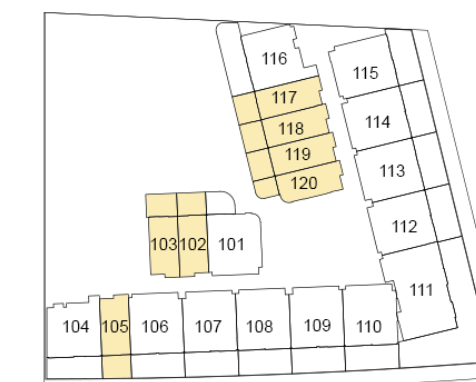
TOTAL AREA: From 420.55 To 468.23 Sq.Ft.

UNIT LOCATION

GROUND FLOOR



1ST FLOOR



All drawings and dimensions are approximate. Drawings not to scale are subject to change without notice. The developer reserves the right to make revisions. The units are taken from the typical floor of the building and columns may vary in size depending on the floor level. The furnishings and accessories shown are representation only. The length and width of the Unit and balcony varies depending on which floor and which orientation the unit is located within the building to comply with the building authority regulations.