



A Legacy of Architectural Excellence

As a distinguished Emirati property brand, Binghatti has carved a niche for itself by creating iconic landmarks that redefine the skyline.

The brand's diverse portfolio caters to a wide spectrum of discerning clientele, offering projects that range from accessible elegance to ultra-high-end luxury. Binghatti's signature design DNA, meticulously woven into each development, sets it apart on the global stage.

With over **79 projects** in the region valued at more than **AED 50 billion**, Binghatti is a leading privately held developer in the UAE. The company's impressive track record, including the successful delivery of **20,000** units prior to 2024, underscores its dedication to crafting exceptional living spaces.

Through groundbreaking collaborations with prestigious luxury brands such as **BUGATTI, Mercedes-Benz, and Jacob & Co.**, Binghatti continues to push boundaries and set new benchmarks in the world of branded real estate.





PROJECT FACTS

PROPERTY TYPE:

Residential, Retail & Commercial

PLOT AREA:

6421.58 SQ.M / 69121.24 SQFT

DESCRIPTION:

2B + G + 4P + 58 FLOORS + 3 MECH. +
3 STR. + ROOF

NUMBER OF UNITS:

Studio: 250

1 Bedroom: 504

2 Bedroom: 16

3 Bedroom: 6

TOTAL UNITS:

Residential Units: 776

Offices: 31

Shops (Ground Floor): 15





CONNECTED TO THE CITY, GROUNDED IN SHAPE

Circle enjoys a unique sense of connectivity, where the city's possibilities are within your grasp. From its profound core, vibrant districts, unmatched retail destination and esteemed educational institutions unfold. Healthcare facilities are moments away, grounding every aspect of life in convenience.

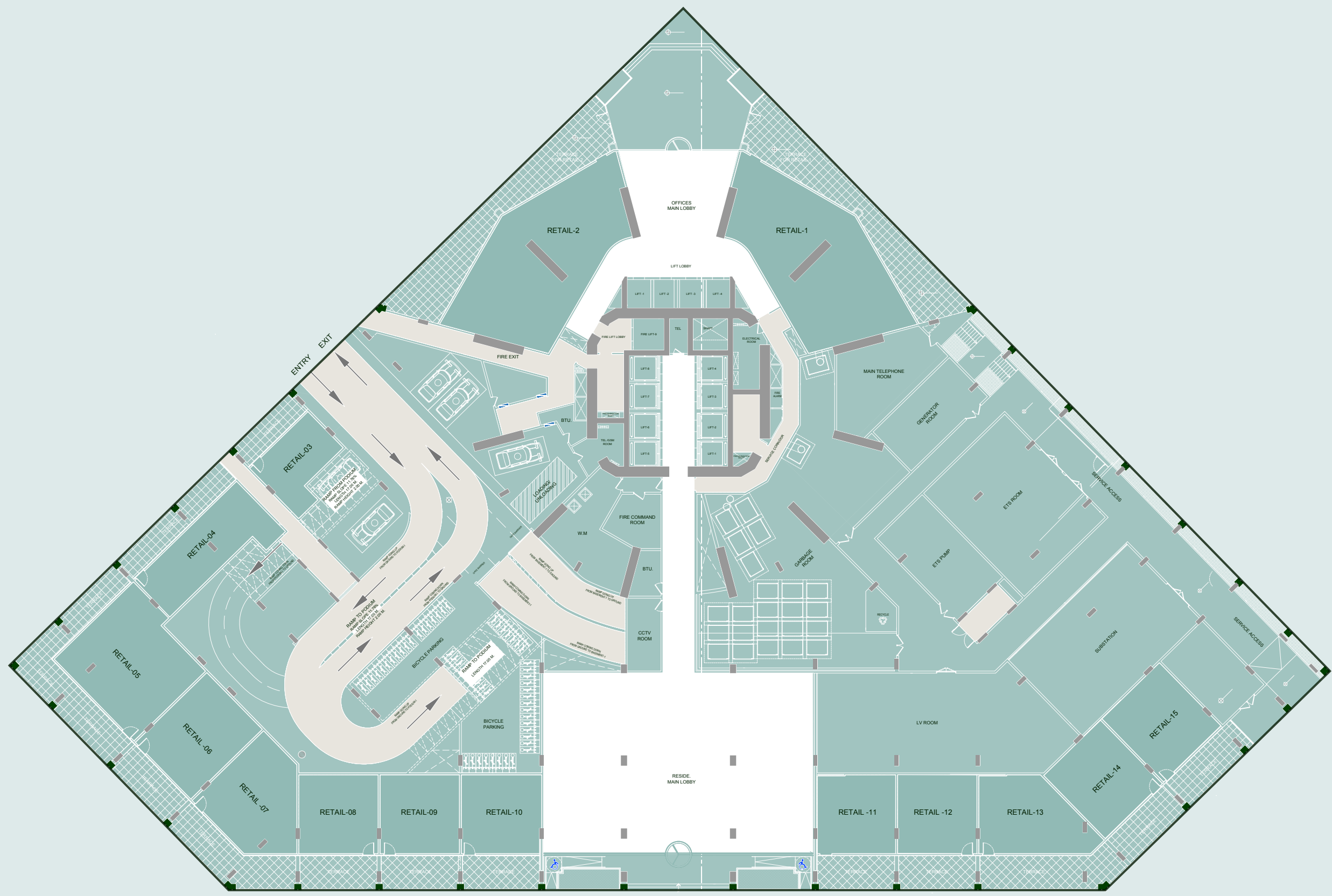
Here, the iconic vista of Dubai and its cherished landmarks become not just sights, but an extension of your own world.








Retail Ground
Floorplan



Retail 01

ARCHITECTURAL DETAILS	
AREA(ft2)	2127
SIZE CAT	Medium
BUSINESS CATEGORY	F&B


MEP DETAILS	
DR	Available
WS	Available
KITCHEN EXTRACT DUCT	Available
GAS	Available
FAD for kitchen	Available
TCL	50 KW



Retail 02

ARCHITECTURAL DETAILS	
AREA(ft2)	2127
SIZE CAT	Medium
BUSINESS CATEGORY	F&B


MEP DETAILS	
DR	Available
WS	Available
KITCHEN EXTRACT DUCT	Available
GAS	Available
FAD for kitchen	Available
TCL	50 KW



Retail 03

ARCHITECTURAL DETAILS	
AREA(ft2)	508.5
SIZE CAT	Small
BUSINESS CATEGORY	Convience/service

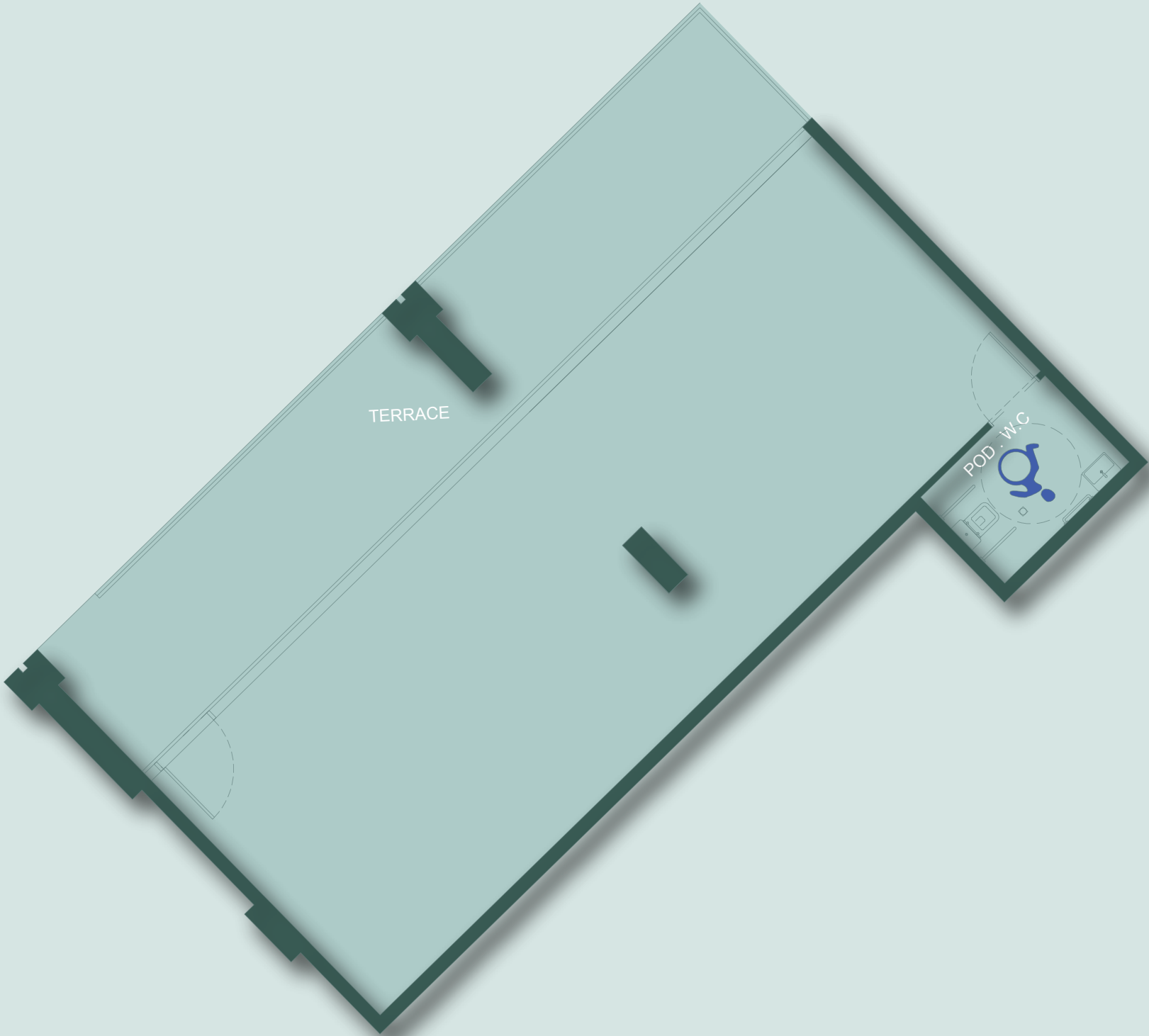
MEP DETAILS	
DR	Available
WS	Available
KITCHEN EXTRACT DUCT	Unavailable
GAS	Unavailable
FAD for kitchen	Unavailable
TCL	16 KW



Retail 04

ARCHITECTURAL DETAILS	
AREA(ft2)	838
SIZE CAT	Small
BUSINESS CATEGORY	Convience/service


MEP DETAILS	
DR	Available
WS	Available
KITCHEN EXTRACT DUCT	Unavailable
GAS	Unavailable
FAD for kitchen	Unavailable
TCL	20 KW



Retail 05

ARCHITECTURAL DETAILS	
AREA(ft2)	1278.5
SIZE CAT	Medium
BUSINESS CATEGORY	F&B


MEP DETAILS	
DR	Available
WS	Available
KITCHEN EXTRACT DUCT	Available
GAS	Available
FAD for kitchen	Available
TCL	40 KW



Retail 06

ARCHITECTURAL DETAILS	
AREA(ft2)	848
SIZE CAT	Small
BUSINESS CATEGORY	Convience/service


MEP DETAILS	
DR	Available
WS	Available
KITCHEN EXTRACT DUCT	Unavailable
GAS	Unavailable
FAD for kitchen	Unavailable
TCL	20 KW



Retail 07

ARCHITECTURAL DETAILS	
AREA(ft2)	904
SIZE CAT	Small
BUSINESS CATEGORY	Convience/service


MEP DETAILS	
DR	Available
WS	Available
KITCHEN EXTRACT DUCT	Unavailable
GAS	Unavailable
FAD for kitchen	Unavailable
TCL	20 KW



Retail 08

ARCHITECTURAL DETAILS	
AREA(ft2)	673.9
SIZE CAT	Small
BUSINESS CATEGORY	F&B


MEP DETAILS	
DR	Available
WS	Available
KITCHEN EXTRACT DUCT	Available
GAS	Available
FAD for kitchen	Available
TCL	30 KW



Retail 09

ARCHITECTURAL DETAILS	
AREA(ft2)	673.9
SIZE CAT	Small
BUSINESS CATEGORY	F&B


MEP DETAILS	
DR	Available
WS	Available
KITCHEN EXTRACT DUCT	Available
GAS	Available
FAD for kitchen	Available
TCL	30 KW



Retail 10

ARCHITECTURAL DETAILS	
AREA(ft2)	679.6
SIZE CAT	Small
BUSINESS CATEGORY	F&B

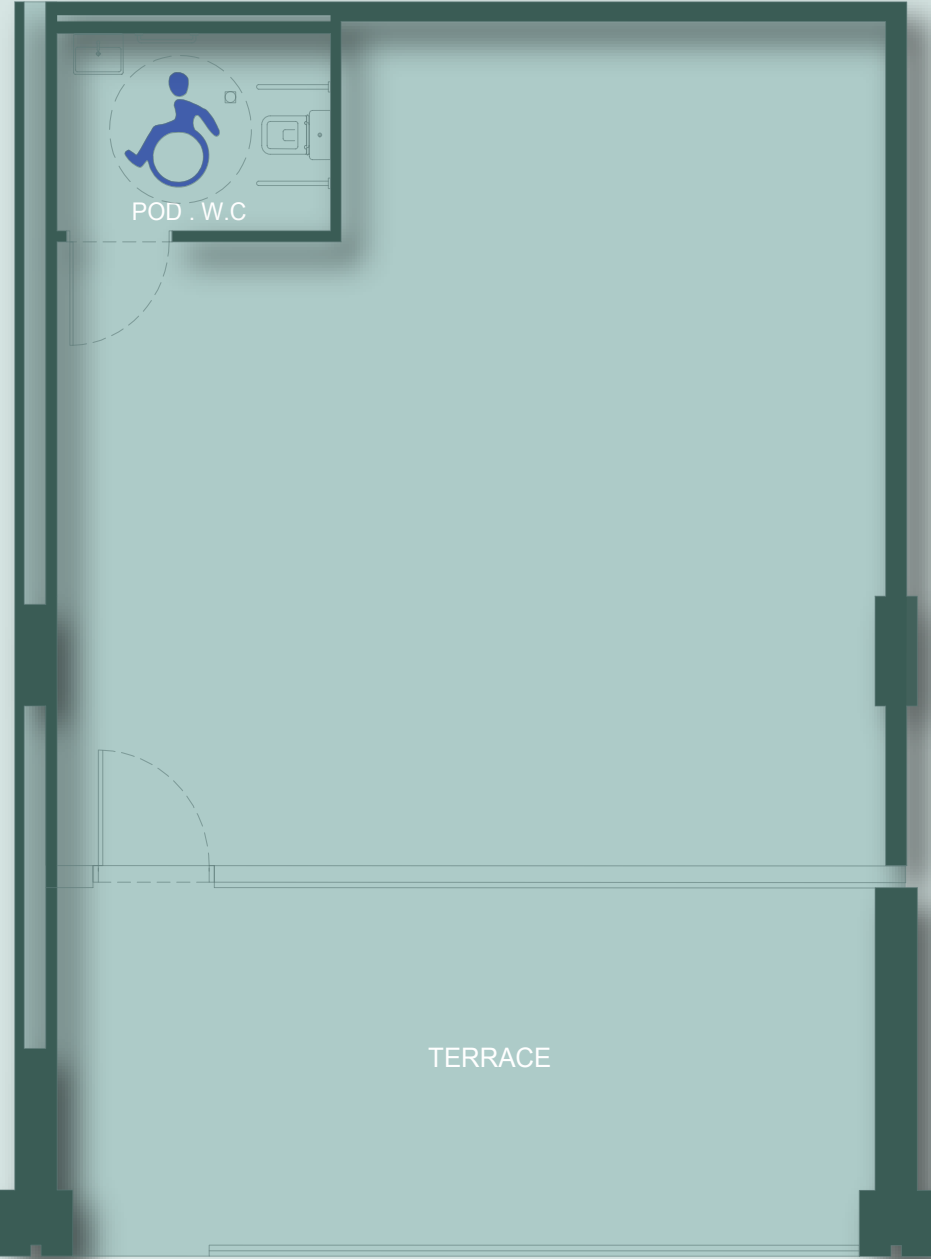
MEP DETAILS	
DR	Available
WS	Available
KITCHEN EXTRACT DUCT	Available
GAS	Available
FAD for kitchen	Available
TCL	30 KW



Retail 11

ARCHITECTURAL DETAILS	
AREA(ft2)	671.6
SIZE CAT	Small
BUSINESS CATEGORY	Convience/service


MEP DETAILS	
DR	Available
WS	Available
KITCHEN EXTRACT DUCT	Unavailable
GAS	Unavailable
FAD for kitchen	Unavailable
TCL	20 KW



Retail 12

ARCHITECTURAL DETAILS	
AREA(ft2)	671.7
SIZE CAT	Small
BUSINESS CATEGORY	Convience/service

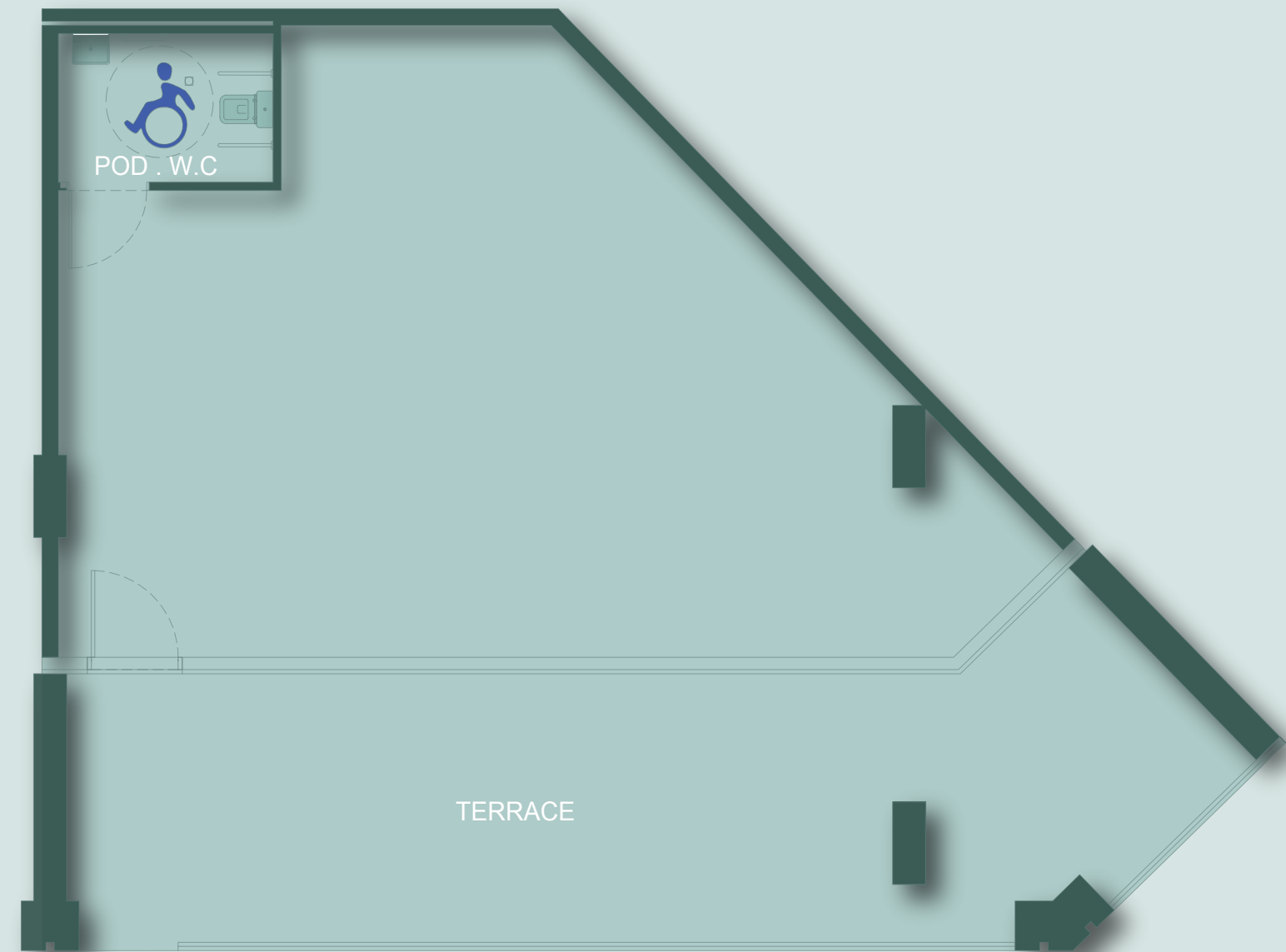
MEP DETAILS	
DR	Available
WS	Available
KITCHEN EXTRACT DUCT	Unavailable
GAS	Unavailable
FAD for kitchen	Unavailable
TCL	20 KW



Retail 13

ARCHITECTURAL DETAILS	
AREA(ft2)	827
SIZE CAT	Small
BUSINESS CATEGORY	F&B


MEP DETAILS	
DR	Available
WS	Available
KITCHEN EXTRACT DUCT	Available
GAS	Available
FAD for kitchen	Available
TCL	32 KW



Retail 14

ARCHITECTURAL DETAILS	
AREA(ft2)	753.8
SIZE CAT	Small
BUSINESS CATEGORY	Convience/service

MEP DETAILS	
DR	Available
WS	Available
KITCHEN EXTRACT DUCT	Unavailable
GAS	Unavailable
FAD for kitchen	Unavailable
TCL	20 KW



Retail 15

ARCHITECTURAL DETAILS	
AREA(ft2)	762
SIZE CAT	Large
LOCATION	Corner
BUSINESS CATEGORY	F&B

MEP DETAILS	
DR	Available
WS	Available
KITCHEN EXTRACT DUCT	Unavailable
GAS	Unavailable
FAD for kitchen	Unavailable
TCL	20 KW

