

ROKANE

G25



ROKANE G25

AN URBAN RESIDENTIAL BUILDING

Nestled amidst the vibrant landscape of Jumeirah Village Circle, ROKANE G25, low-rise structure exudes timeless elegance with a contemporary twist. Its classic design elements seamlessly blend with modern touches, creating a captivating facade that stands out in the bustling cityscape.

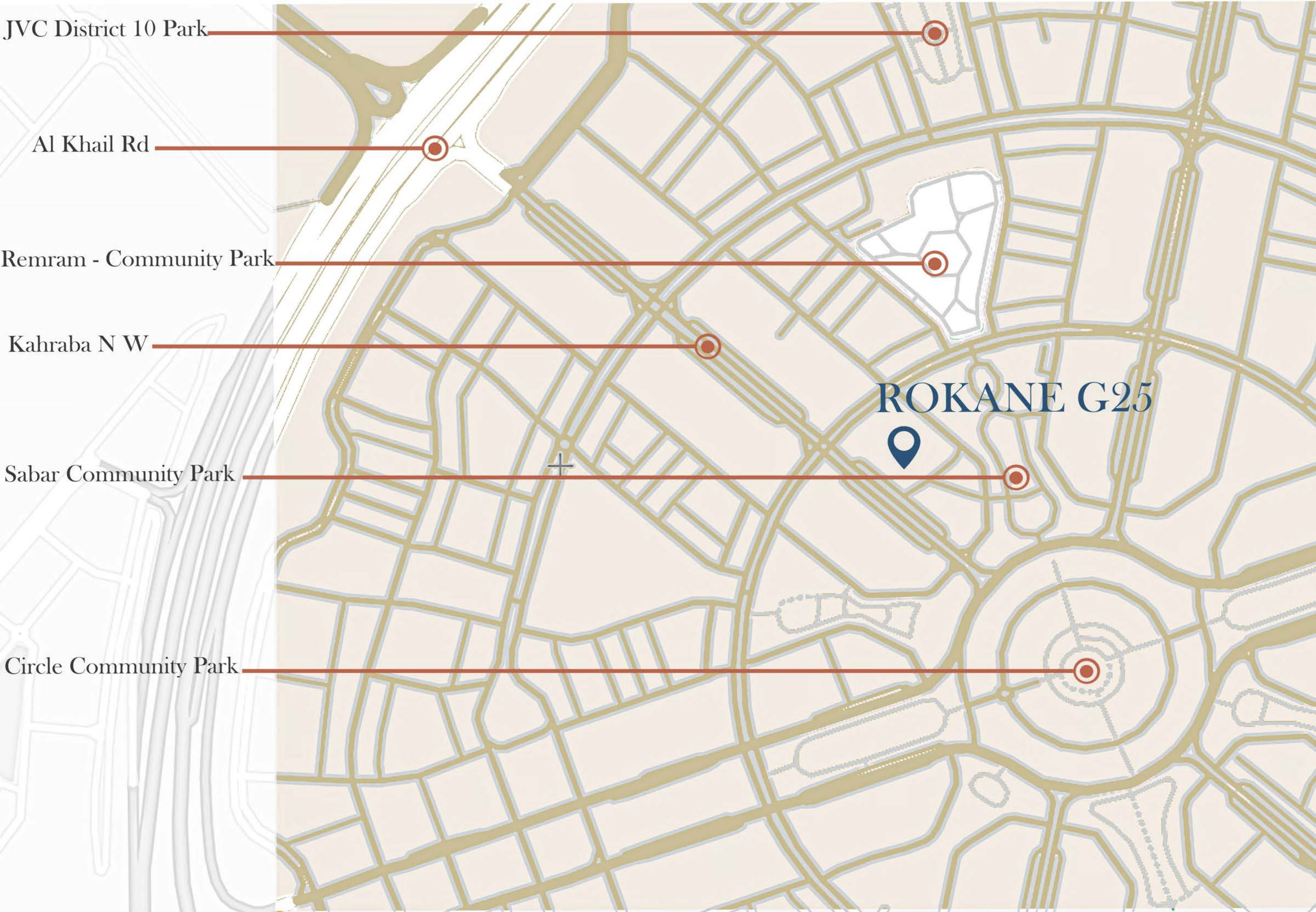
Crafted from high-quality materials, the building showcases a warm earth tones complemented by subtle metallic finishes create a welcoming ambiance that resonates with both tradition and innovation.



JUMEIRAH VILLAGE CIRCLE

Jumeirah Village Circle (JVC) in the heart of new Dubai offers a prime location with great connectivity to various parts of the emirate, making it a sought-after destination for both renters and buyers looking for affordable apartments and villas. Its popularity among investors is further boosted by its freehold status, competitive prices, and attractive rental yields.

Nakheel, the master developer behind JVC, has crafted a community known for its tranquil ambiance, complemented by lush gardens, parks, and a range of amenities. This blend of serene surroundings and modern conveniences makes JVC an attractive option for those seeking a balanced lifestyle in Dubai.



JVC District 10 Park

Al Khail Rd

Remram - Community Park

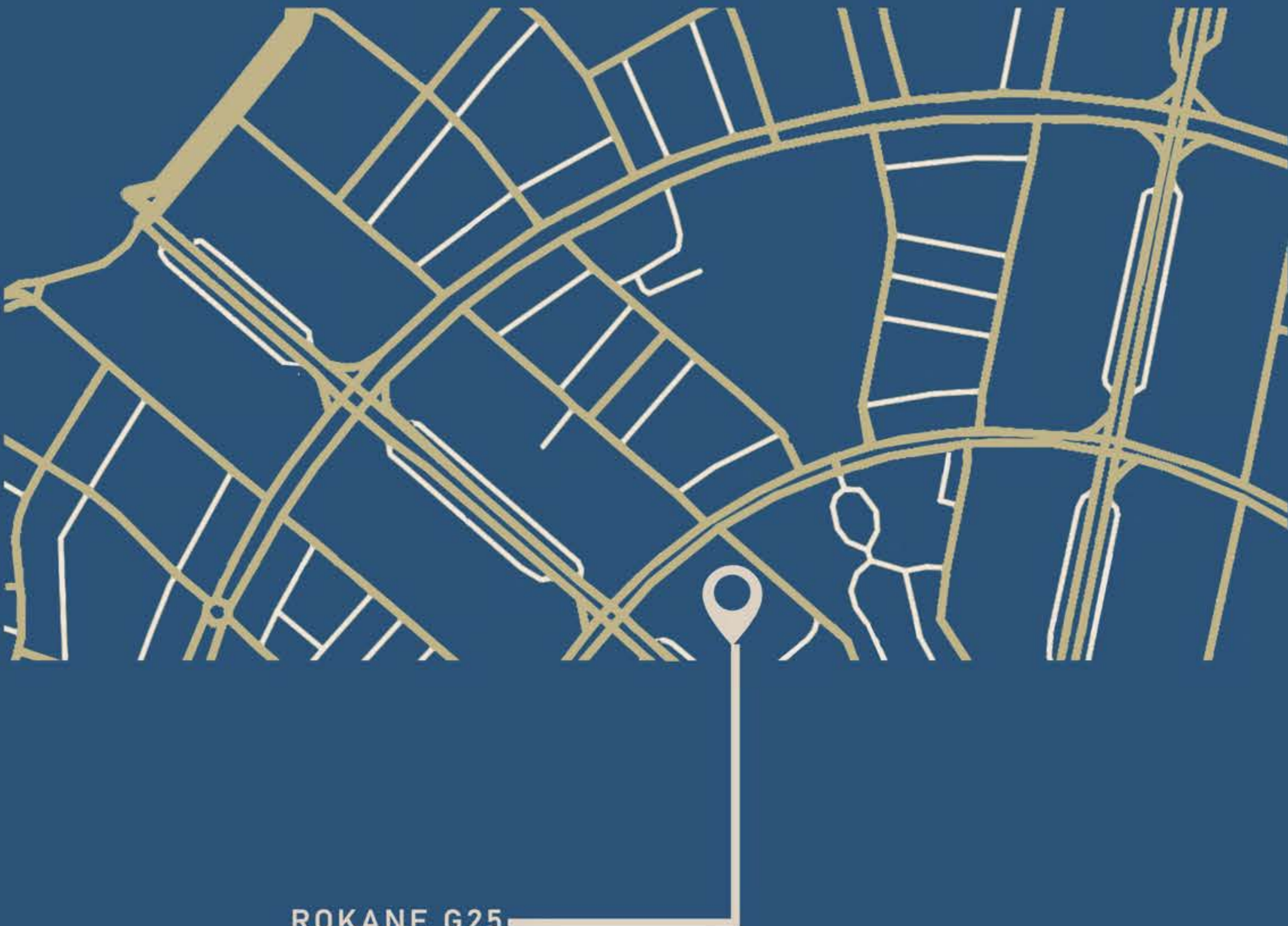
Kahraba N W

Sabar Community Park

Circle Community Park











ROKANE G25


JUMEIRAH VILLAGE CIRCLE



Located in a place where life is very convenient, ROKANE G25 is right across Al Khail Road, is allowing for easy access when you step in and out of JVC

LOCATION MAP & DISTANCES

| | | | |
|---|--|---|---|
|  | 27 MINUTES Academic City |  | 18 MINUTES IMG World Of Adventure |
|  | 18 MINUTES Falcon City Of Wonders |  | 17 MINUTES Global Village |
|  | 30 MINUTES Downtown Dubai & Burj Khalifa |  | 25 MINUTES Museum Of the Future |
|  | 40 MINUTES Dubai International Airport |  | 30 MINUTES Jumeirah Beach |
|  | 20 MINUTES Dubai Hills Mall |  | 25 MINUTES The Palm Jumeirah |



COMMUNITY SERVICES


Look forward to a grand welcome and walk through the sophisticated hallways of the property's lobby area.



LIFT LOBBIES

At ROKANE G25, beautifully designed lobbies await you, and two elevators provide access to all floors of the building.





SWIMMING POOL

Indulge in life's beauty with a dip in ROKANE G25 leisure pools.



Sit and relax as you read a book on the bench, go for a stroll in the garden or just wander around - after a busy day of working hard , its good to slow down and recharge



LIVING ROOMS

Residents will enjoy bright and sunny living rooms with high ceilings and premium quality porcelain floor tiles throughout. Expansive open plan living and dining areas offer a wealth of customisation ideas and connect directly to a beautiful sunny terrace.



BEDROOMS

Studio apartments feature an open plan layout merging the living area with the bedroom which directly connects to the sunny private terrace. One bedroom properties offer a separate, stand-alone private master bedroom with an ensuite bathroom and fully-fitted wardrobes. Direct access to the terrace is also provided from the master bedroom.



BEDROOMS

Studio apartments feature an open plan layout merging the living area with the bedroom which directly connects to the sunny private terrace. One bedroom properties offer a separate, stand-alone private master bedroom with an ensuite bathroom and fully-fitted wardrobes. Direct access to the terrace is also provided from the master bedroom.



BATHROOMS

Timeless modern bathrooms offer spacious walk-in showers with tiled shower enclosures and branded wash basins in ensuite bathrooms.



KITCHENS

Beautiful open plan modern kitchens with neutral colour palettes provide the perfect environment for creating culinary delights and hosting family and guests.





LANDSCAPE

Bask in the beauty of nature and the shimmer of city lights.

AMENITIES

Outdoor Facilities

- ADULT POOL
- KIDS WADING POOL
- FITNESS CENTER.
- GARDENS
- SOCIAL LOUNGE



LANDSCAPE

Bask in the beauty of nature and the shimmer of city lights.

AMENITIES

Outdoor Facilities

- OUTDOOR SETTING
- PERGOLA
- TOYS
- WATER AREA
- GREEN SPACES





FLOOR PLANS



PROPERTY

TYPES & SIZES

GROUND - 3 PODIUMS - 7TH FLOOR

| TYPES | UNITS |
|-------|-------|
| SHOP | 4 |

| TYPES | UNITS |
|--------|-------|
| STUDIO | 62 |

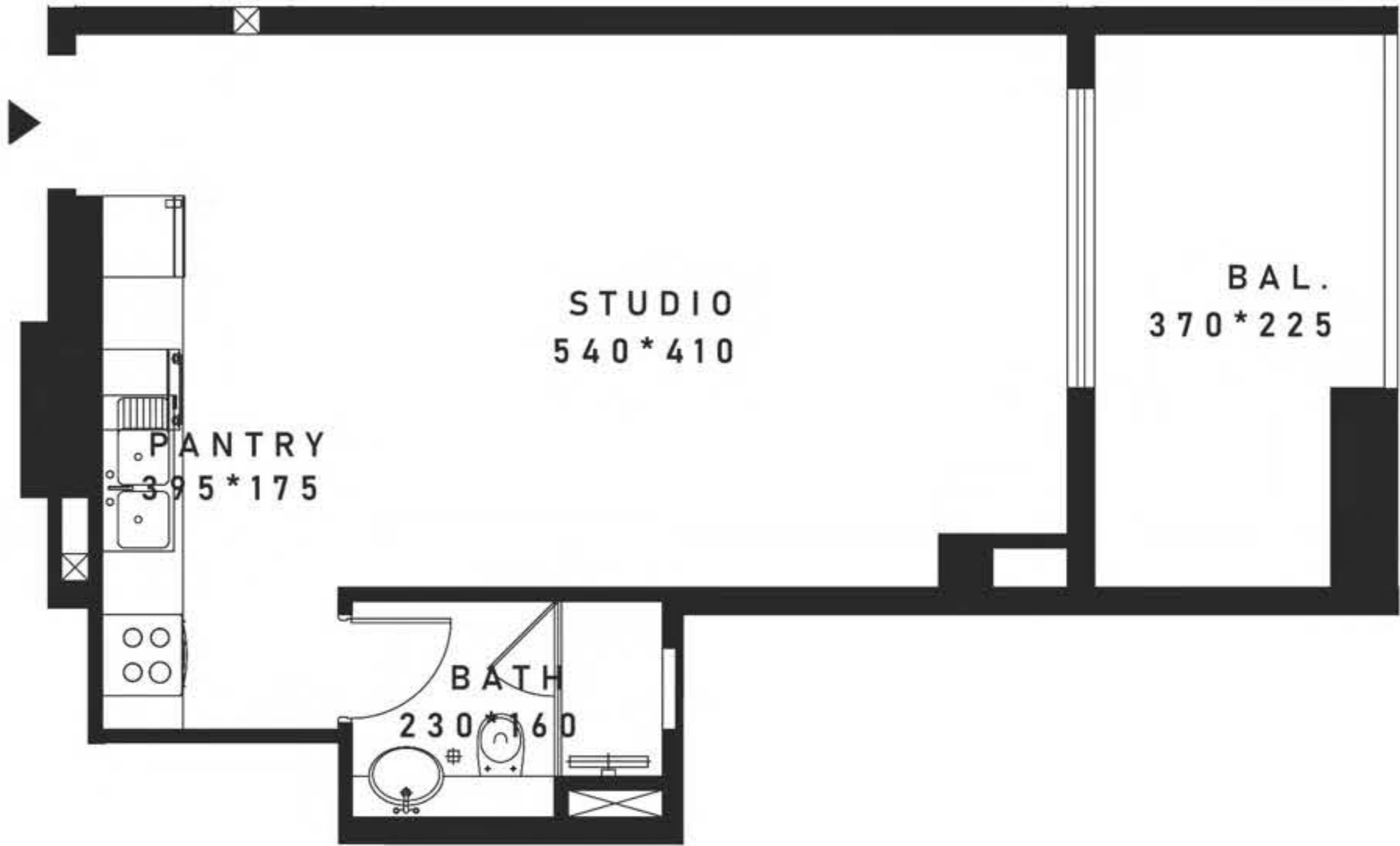
| TYPES | UNITS |
|-----------|-------|
| 1 BEDROOM | 50 |

| TYPES | UNITS |
|-----------|-------|
| 2 BEDROOM | 14 |

UNIT 01 / GROUND FLOOR

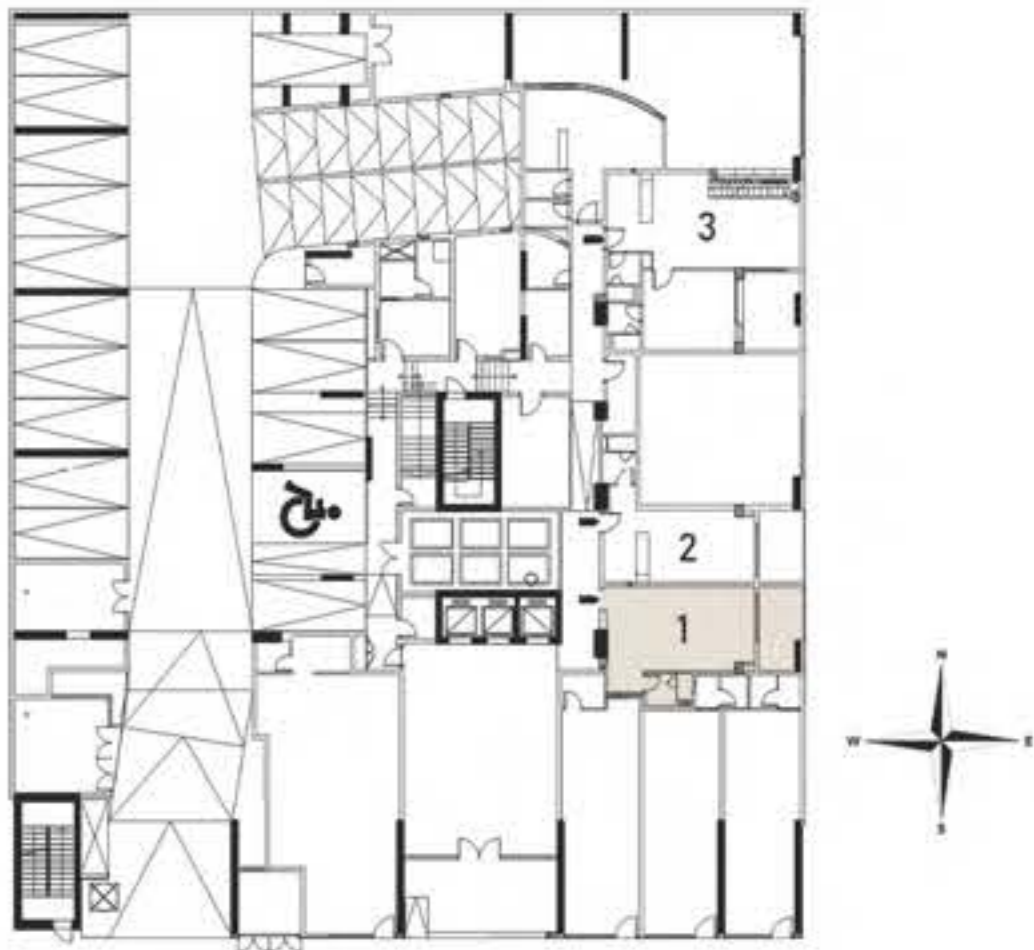
STUDIO TYPE - A

UNIT TYPE



| | |
|---------------------|-------------|
| TOTAL AREA | |
| 508.70 SQ.FT. | 47.26 SQ.M. |
| TOTAL INTERNAL AREA | |
| 405.69 SQ.FT. | 37.69 SQ.M. |
| TOTAL EXTERNAL AREA | |
| 103.01 SQ.FT. | 9.57 SQ.M. |

FLOOR PLATE

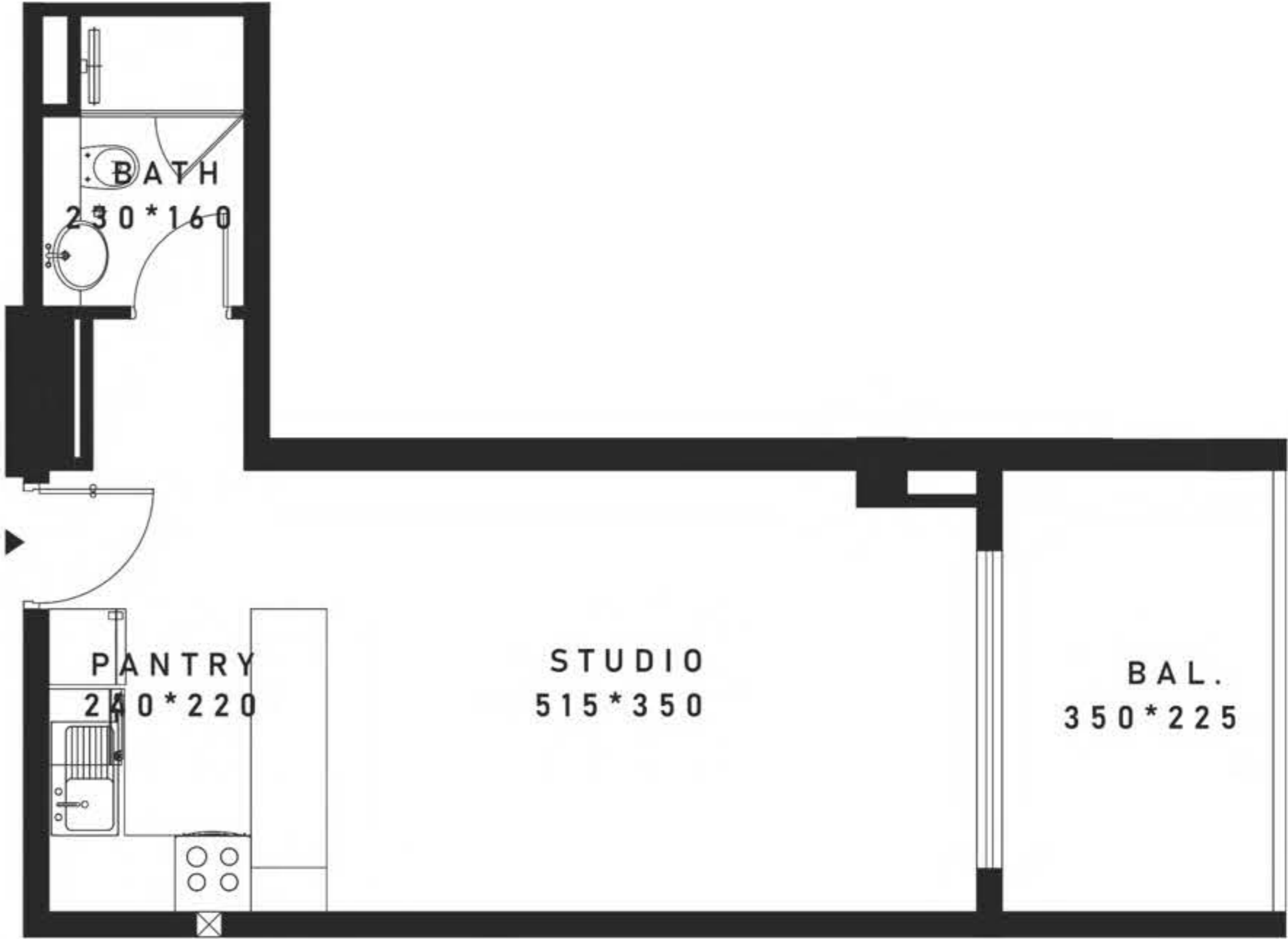


All drawings and dimensions are approximate. Drawings not to scale and are subject to change without notice. The developer reserves the right to make revisions. The units are measured at typical floor in the building and columns may vary in size depending on the floor level. The Furnishings and accessories shown are for representation only. The length and width of the Unit and balcony varies depending on which floor and which orientation the unit is located within the building to comply with the building authority regulations.

UNIT 02 / GROUND FLOOR

STUDIO TYPE - B

UNIT TYPE



| | |
|---------------------|-------------|
| TOTAL AREA | |
| 455.31 SQ.FT. | 42.30 SQ.M. |
| TOTAL INTERNAL AREA | |
| 363.28 SQ.FT. | 33.75 SQ.M. |
| TOTAL EXTERNAL AREA | |
| 92.03 SQ.FT. | 8.55 SQ.M. |



All drawings and dimensions are approximate. Drawings not to scale and are subject to change without notice. The developer reserves the right to make revisions. The units are measured at typical floor in the building and columns may vary in size depending on the floor level. The Furnishings and accessories shown are for representation only. The length and width of the Unit and balcony varies depending on which floor and which orientation the unit is located within the building to comply with the building authority regulations.

UNIT 05 / 3RD PODIUM

STUDIO TYPE - C

UNIT TYPE



| | | |
|---------------------|-------------|--|
| TOTAL AREA | | |
| 528.72 SQ.FT. | 49.12 SQ.M. | |
| TOTAL INTERNAL AREA | | |
| 424.85 SQ.FT. | 39.47 SQ.M. | |
| TOTAL EXTERNAL AREA | | |
| 103.87 SQ.FT. | 9.65 SQ.M. | |



All drawings and dimensions are approximate. Drawings not to scale and are subject to change without notice. The developer reserves the right to make revisions. The units are measured at typical floor in the building and columns may vary in size depending on the floor level. The Furnishings and accessories shown are for representation only. The length and width of the Unit and balcony varies depending on which floor and which orientation the unit is located within the building to comply with the building authority regulations.

UNIT 06 / 3RD PODIUM

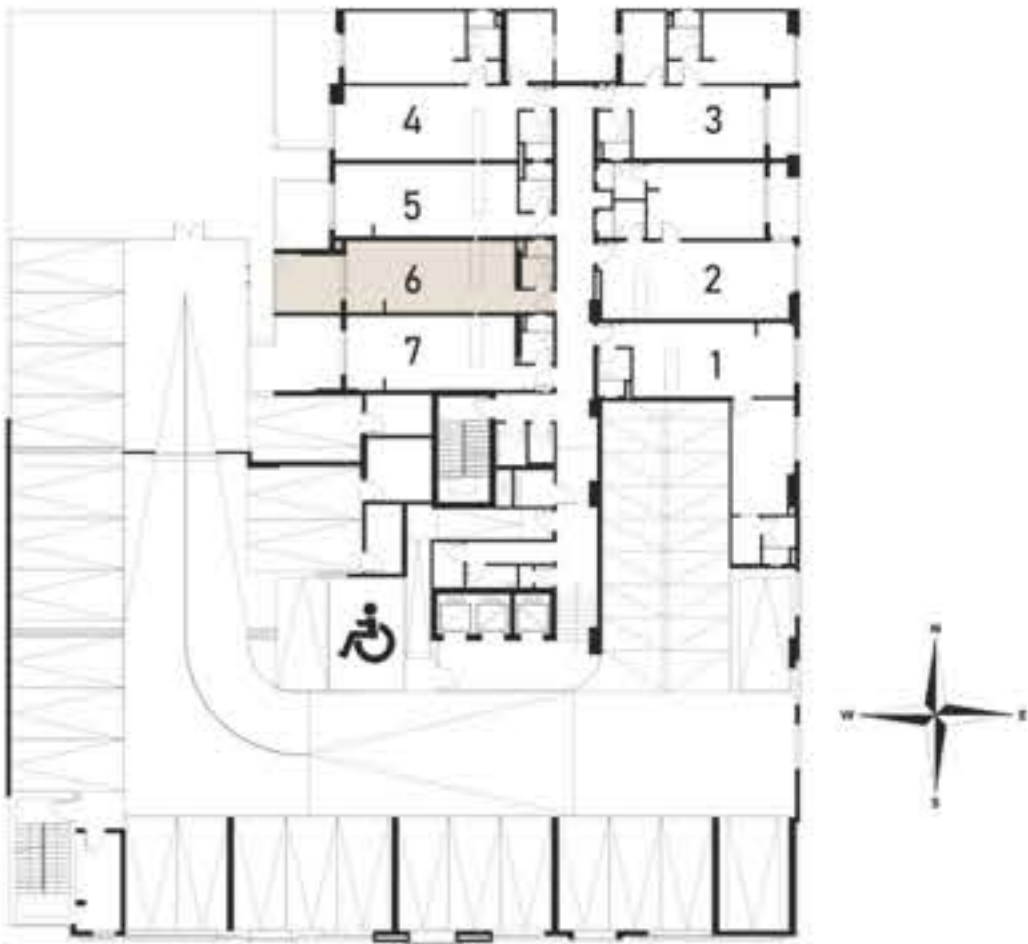
STUDIO TYPE - D

UNIT TYPE



| | | |
|---------------------|-------------|--|
| TOTAL AREA | | |
| 509.67 SQ.FT. | 47.35 SQ.M. | |
| TOTAL INTERNAL AREA | | |
| 399.66 SQ.FT. | 37.13 SQ.M. | |
| TOTAL EXTERNAL AREA | | |
| 110.01 SQ.FT. | 10.22 SQ.M. | |

FLOOR PLATE

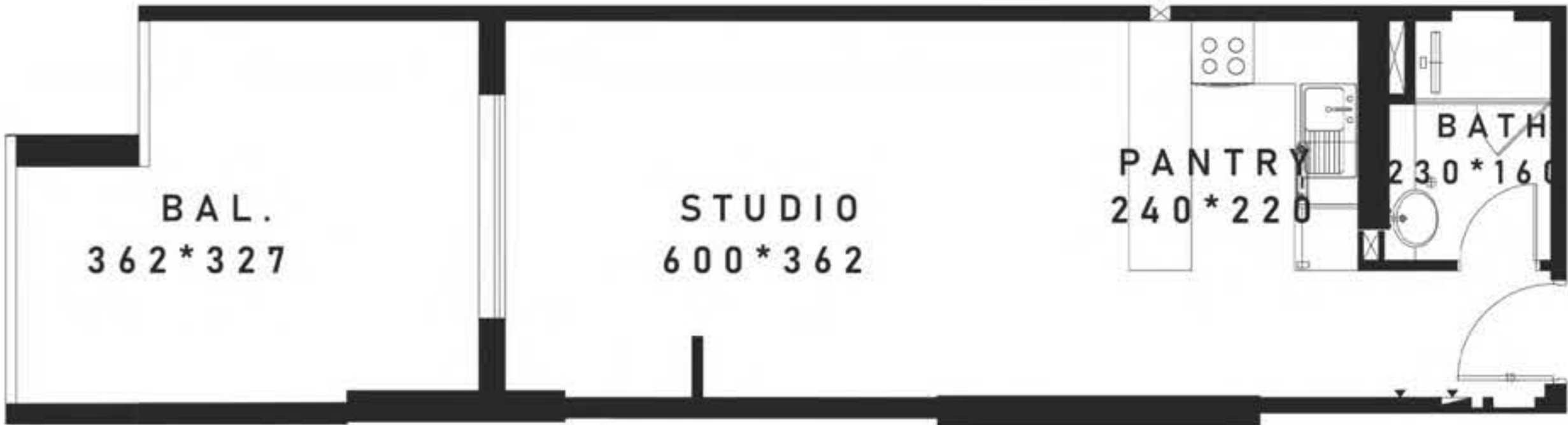


All drawings and dimensions are approximate. Drawings not to scale and are subject to change without notice. The developer reserves the right to make revisions. The units are measured at typical floor in the building and columns may vary in size depending on the floor level. The Furnishings and accessories shown are for representation only. The length and width of the Unit and balcony varies depending on which floor and which orientation the unit is located within the building to comply with the building authority regulations.

UNIT 07 / 3RD PODIUM

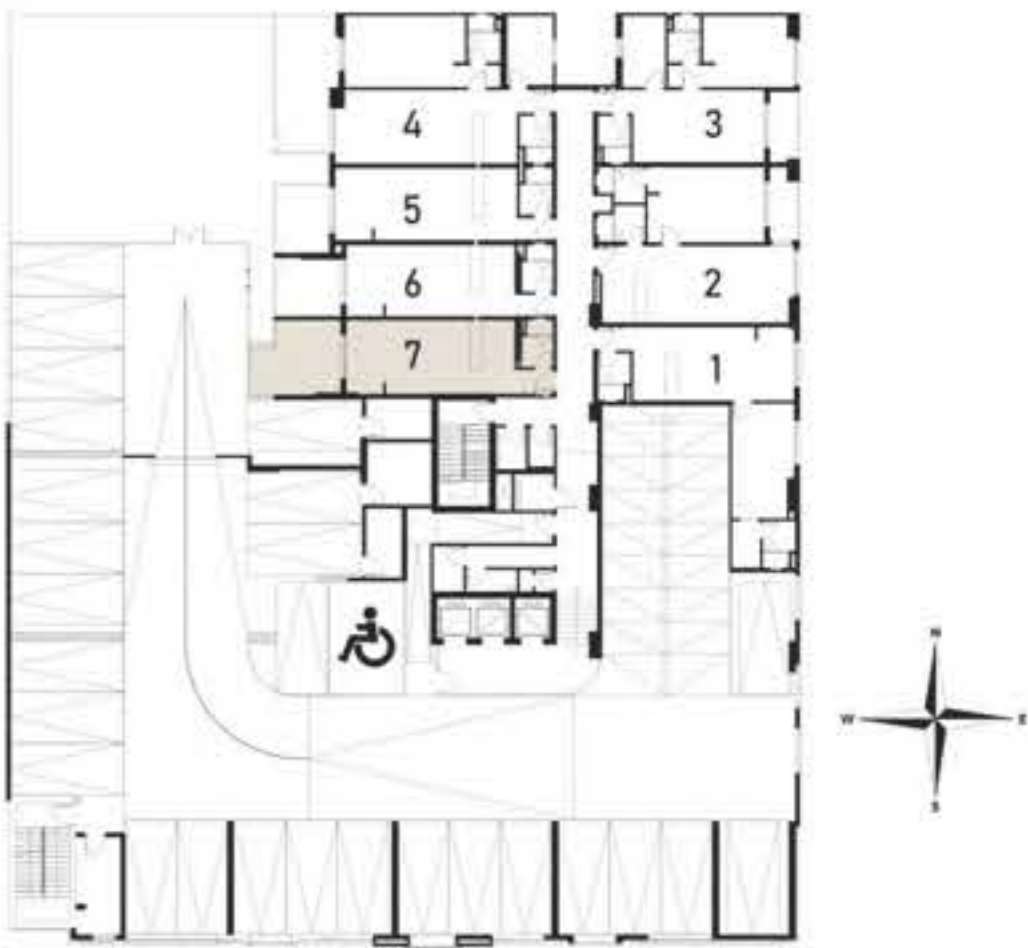
STUDIO TYPE - E

UNIT TYPE



| | | |
|---------------------|-------------|--|
| TOTAL AREA | | |
| 588.79 SQ.FT. | 54.70 SQ.M. | |
| TOTAL INTERNAL AREA | | |
| 414.73 SQ.FT. | 38.53 SQ.M. | |
| TOTAL EXTERNAL AREA | | |
| 174.05 SQ.FT. | 16.17 SQ.M. | |

FLOOR PLATE




All drawings and dimensions are approximate. Drawings not to scale and are subject to change without notice. The developer reserves the right to make revisions. The units are measured at typical floor in the building and columns may vary in size depending on the floor level. The Furnishings and accessories shown are for representation only. The length and width of the Unit and balcony varies depending on which floor and which orientation the unit is located within the building to comply with the building authority regulations.

UNIT 04 / 1ST FLOOR

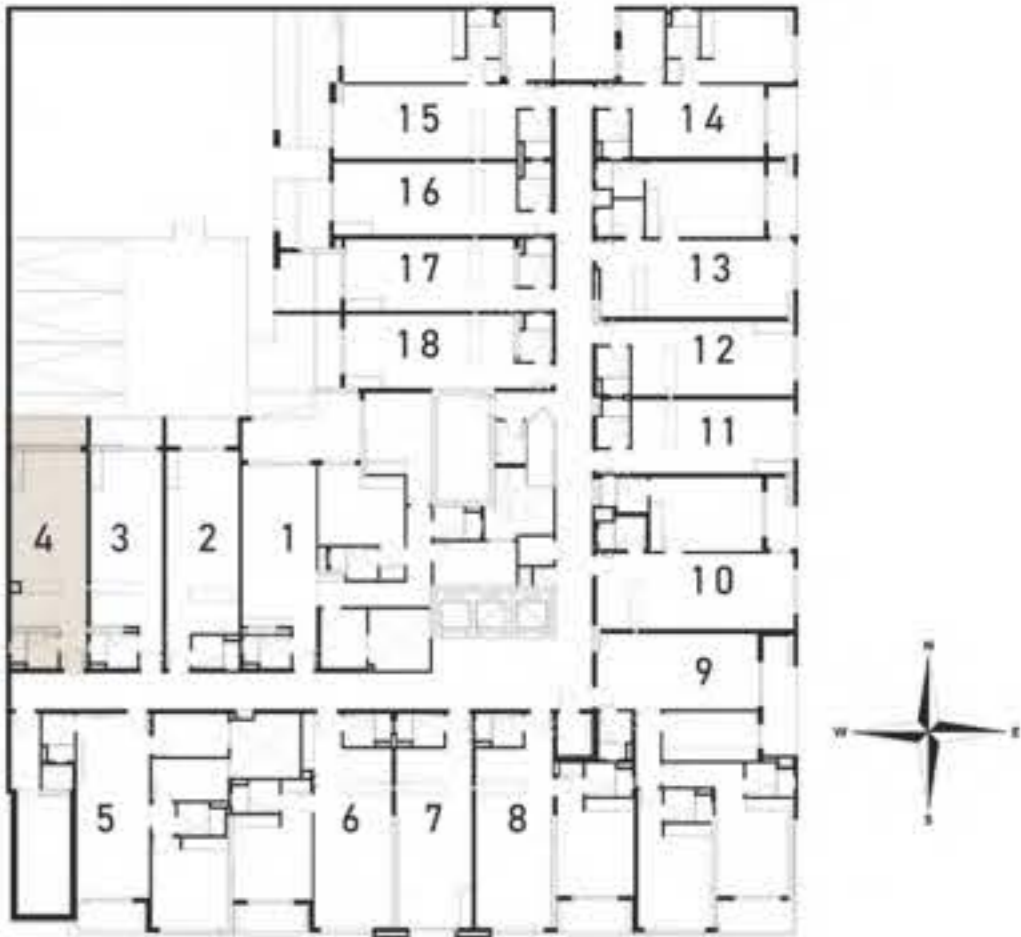
STUDIO TYPE - F

TYPICAL UNIT TYPE



| | |
|---------------------|-------------|
| TOTAL AREA | |
| 505.15 SQ.FT. | 46.93 SQ.M. |
| TOTAL INTERNAL AREA | |
| 442.07 SQ.FT. | 41.07 SQ.M. |
| TOTAL EXTERNAL AREA | |
| 63.08 SQ.FT. | 5.86 SQ.M. |

FLOOR PLATE



All drawings and dimensions are approximate. Drawings not to scale and are subject to change without notice. The developer reserves the right to make revisions. The units are measured at typical floor in the building and columns may vary in size depending on the floor level. The Furnishings and accessories shown are for representation only. The length and width of the Unit and balcony varies depending on which floor and which orientation the unit is located within the building to comply with the building authority regulations.

UNIT 02 / 1ST FLOOR

STUDIO TYPE - G

TYPICAL UNIT TYPE



TOTAL AREA

493.09 SQ.FT. 45.81 SQ.M.

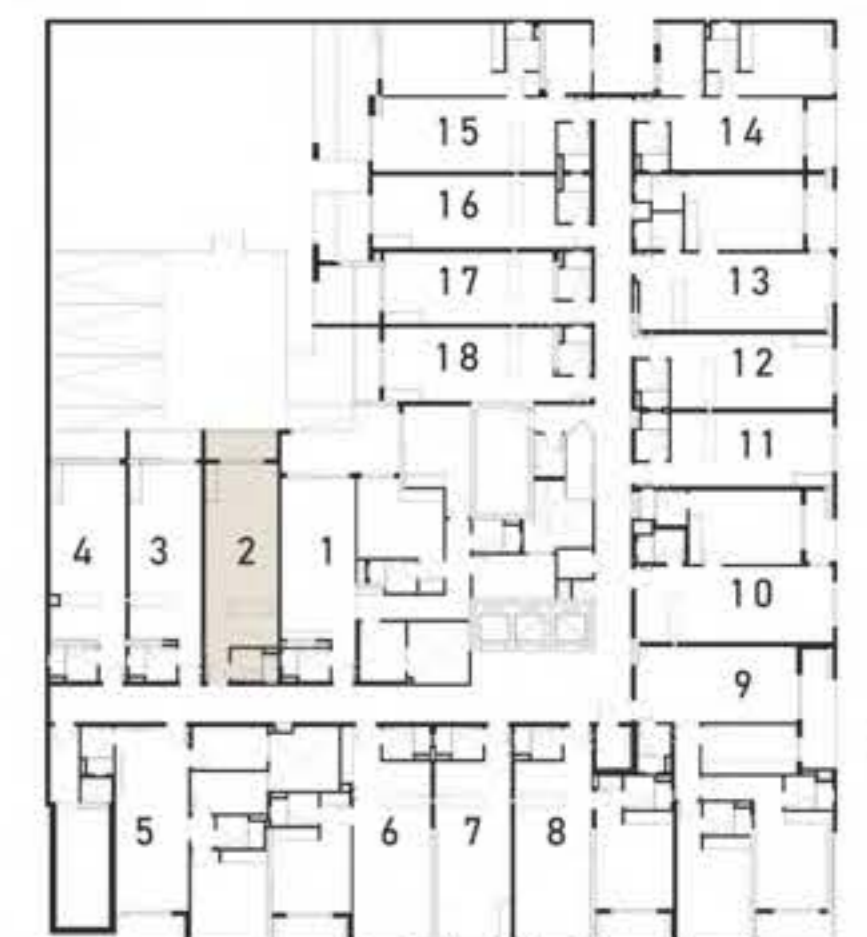
TOTAL INTERNAL AREA

432.28 SQ.FT. 40.16 SQ.M.

TOTAL EXTERNAL AREA

60.82 SQ.FT. 5.65 SQ.M.

FLOOR PLATE

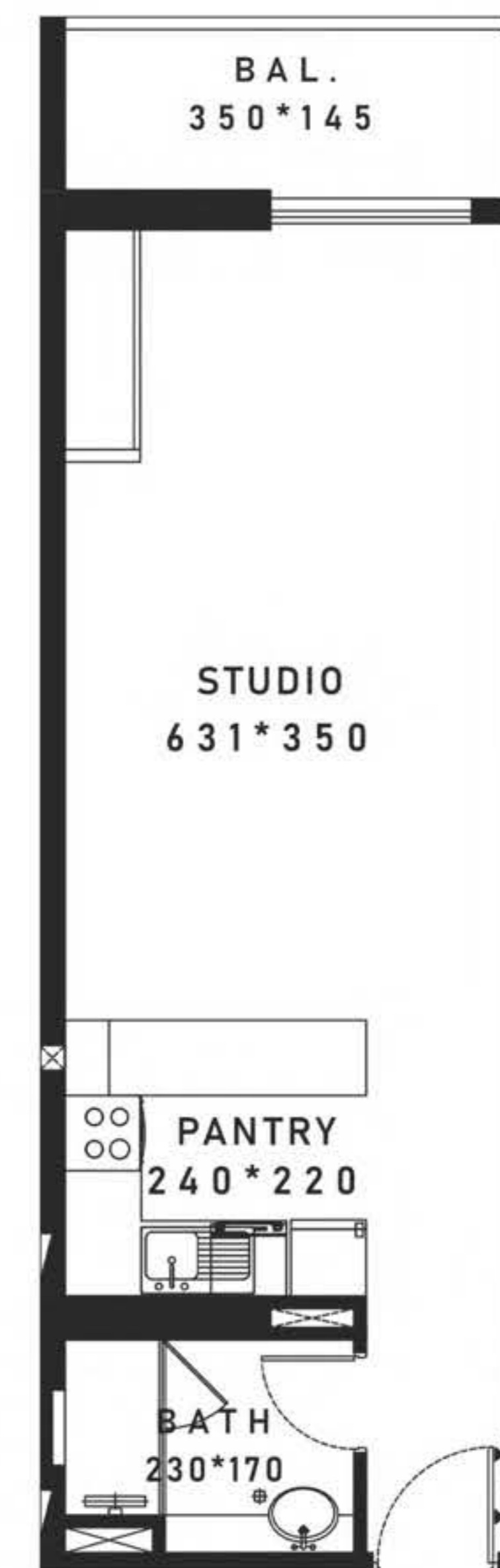


All drawings and dimensions are approximate. Drawings not to scale and are subject to change without notice. The developer reserves the right to make revisions. The units are measured at typical floor in the building and columns may vary in size depending on the floor level. The Furnishings and accessories shown are for representation only. The length and width of the Unit and balcony varies depending on which floor and which orientation the unit is located within the building to comply with the building authority regulations.

UNIT 03 / 1ST FLOOR

STUDIO TYPE - H

TYPICAL UNIT TYPE



TOTAL AREA

486.96 SQ.FT. 45.24 SQ.M.

TOTAL INTERNAL AREA

426.47 SQ.FT. 39.62 SQ.M.

TOTAL EXTERNAL AREA

60.49 SQ.FT. 5.62 SQ.M.

FLOOR PLATE





All drawings and dimensions are approximate. Drawings not to scale and are subject to change without notice. The developer reserves the right to make revisions. The units are measured at typical floor in the building and columns may vary in size depending on the floor level. The Furnishings and accessories shown are for representation only. The length and width of the Unit and balcony varies depending on which floor and which orientation the unit is located within the building to comply with the building authority regulations.

UNIT 07 / 1ST FLOOR

STUDIO TYPE - I

TYPICAL UNIT TYPE



| | |
|---------------------|-------------|
| TOTAL AREA | |
| 437.01 SQ.FT. | 40.60 SQ.M. |
| TOTAL INTERNAL AREA | |
| 437.01 SQ.FT. | 40.60 SQ.M. |
| TOTAL EXTERNAL AREA | |
| 0.00 SQ.FT. | 0.00 SQ.M. |

FLOOR PLATE

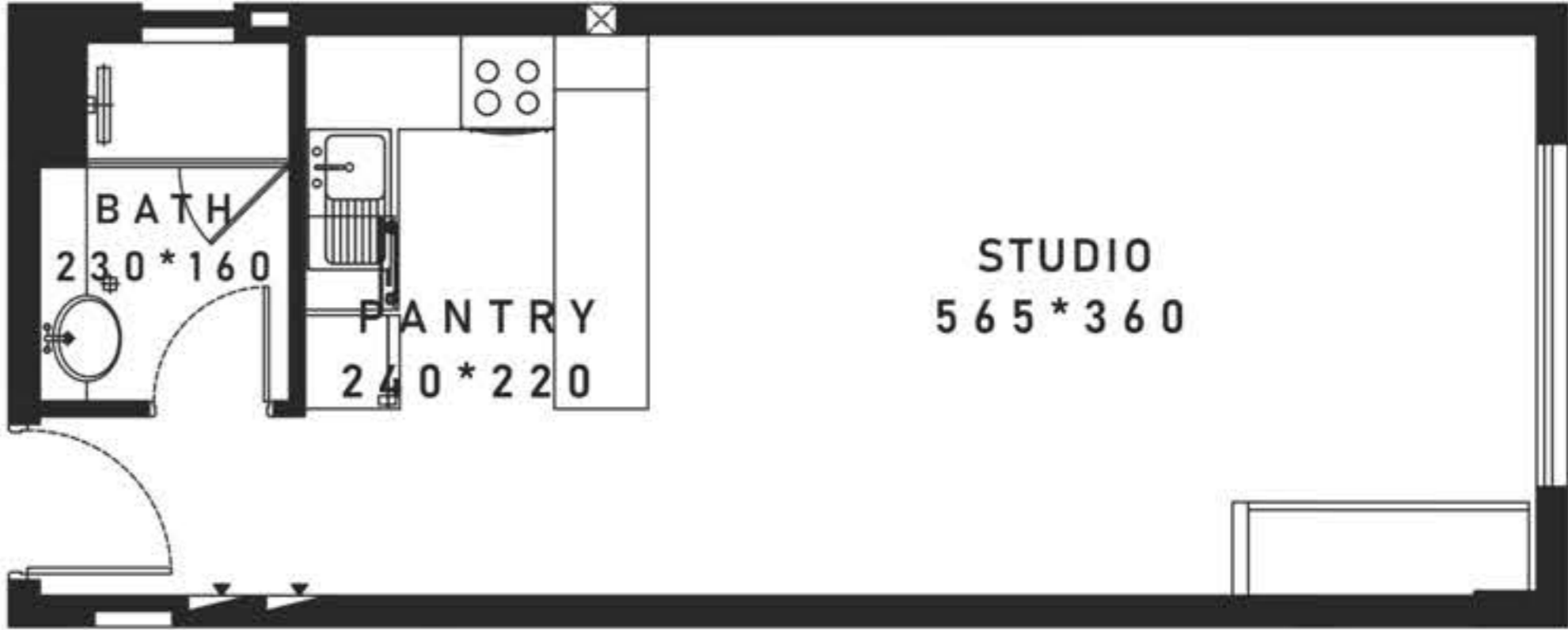


All drawings and dimensions are approximate. Drawings not to scale and are subject to change without notice. The developer reserves the right to make revisions. The units are measured at typical floor in the building and columns may vary in size depending on the floor level. The Furnishings and accessories shown are for representation only. The length and width of the Unit and balcony varies depending on which floor and which orientation the unit is located within the building to comply with the building authority regulations.

UNIT 11 / 1ST FLOOR

STUDIO TYPE - J

TYPICAL UNIT TYPE



| | | |
|---------------------|-------------|--|
| TOTAL AREA | | |
| 395.79 SQ.FT. | 36.77 SQ.M. | |
| TOTAL INTERNAL AREA | | |
| 395.79 SQ.FT. | 36.77 SQ.M. | |
| TOTAL EXTERNAL AREA | | |
| 0.00 SQ.FT. | 0.00 SQ.M. | |

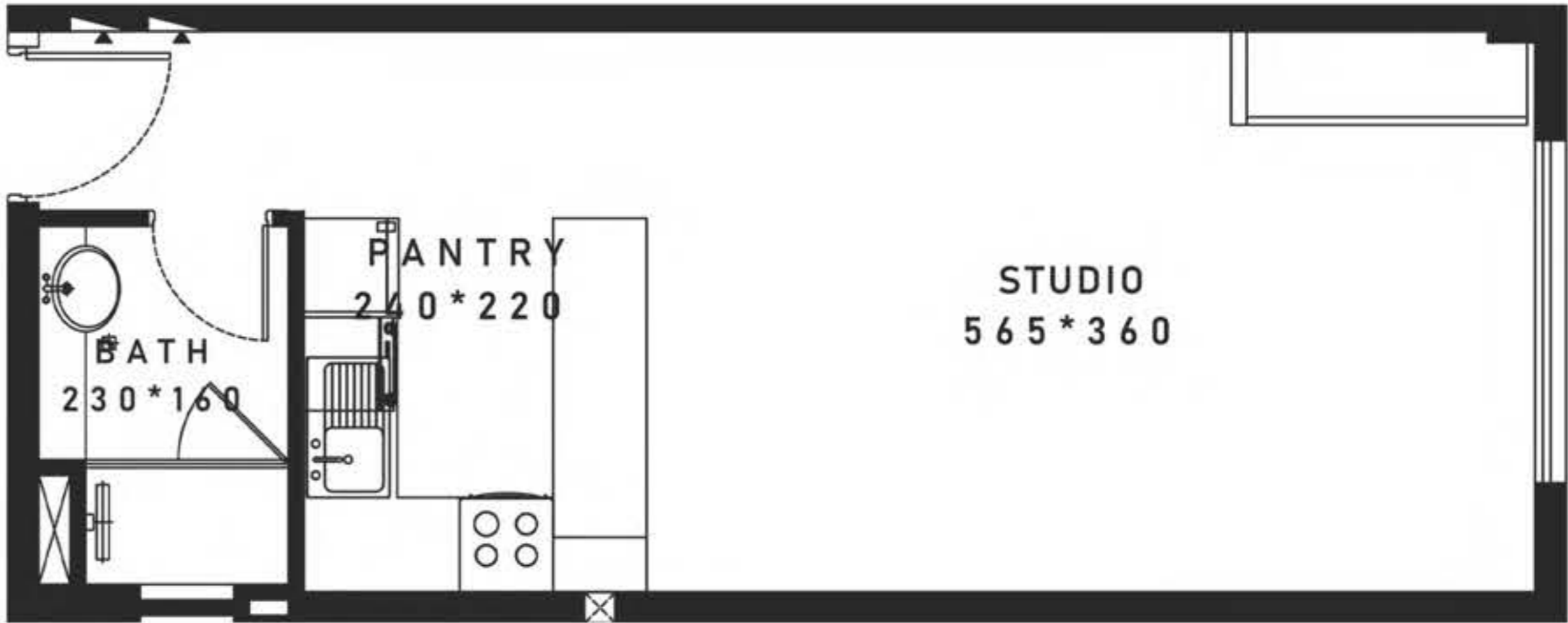


All drawings and dimensions are approximate. Drawings not to scale and are subject to change without notice. The developer reserves the right to make revisions. The units are measured at typical floor in the building and columns may vary in size depending on the floor level. The Furnishings and accessories shown are for representation only. The length and width of the Unit and balcony varies depending on which floor and which orientation the unit is located within the building to comply with the building authority regulations.

UNIT 12 / 1ST FLOOR

STUDIO TYPE - K

TYPICAL UNIT TYPE



| | | |
|---------------------|-------------|--|
| TOTAL AREA | | |
| 396.33 SQ.FT. | 36.82 SQ.M. | |
| TOTAL INTERNAL AREA | | |
| 396.33 SQ.FT. | 36.82 SQ.M. | |
| TOTAL EXTERNAL AREA | | |
| 0.00 SQ.FT. | 0.00 SQ.M. | |

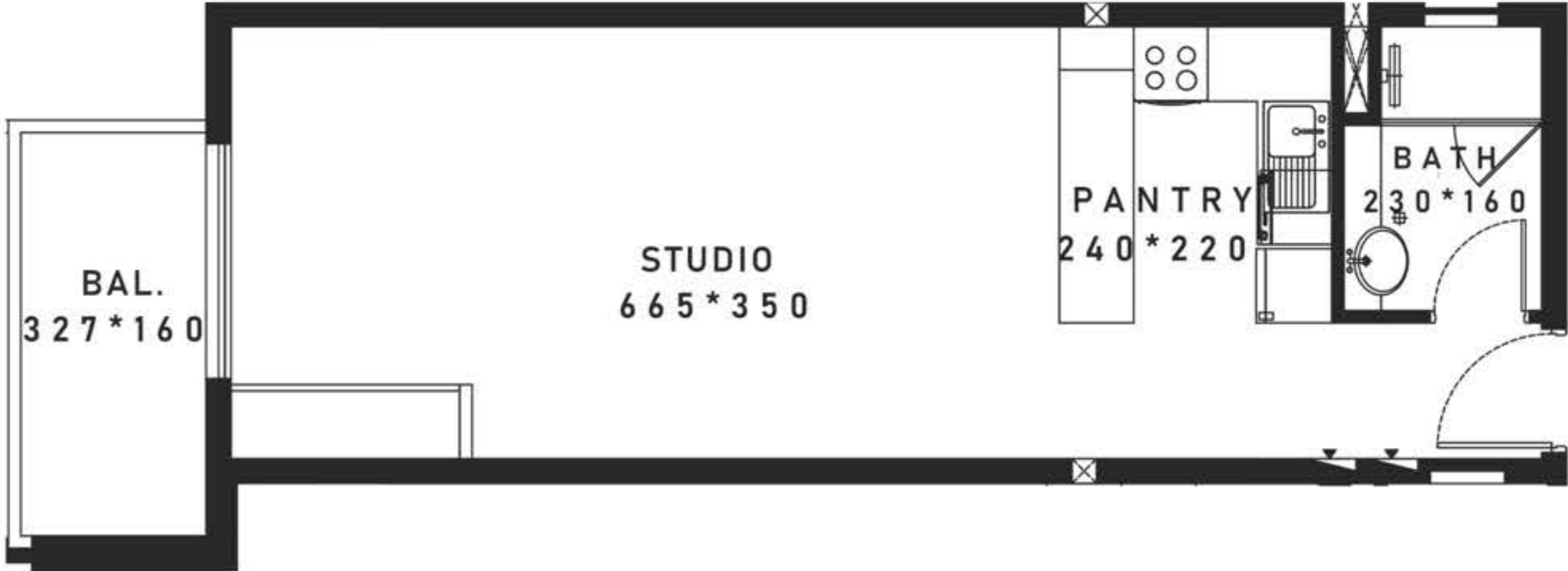


All drawings and dimensions are approximate. Drawings not to scale and are subject to change without notice. The developer reserves the right to make revisions. The units are measured at typical floor in the building and columns may vary in size depending on the floor level. The Furnishings and accessories shown are for representation only. The length and width of the Unit and balcony varies depending on which floor and which orientation the unit is located within the building to comply with the building authority regulations.

UNIT 16 / 1ST FLOOR

STUDIO TYPE - L

TYPICAL UNIT TYPE



| | |
|---------------------|-------------|
| TOTAL AREA | |
| 489.00 SQ.FT. | 45.43 SQ.M. |
| TOTAL INTERNAL AREA | |
| 426.36 SQ.FT. | 39.61 SQ.M. |
| TOTAL EXTERNAL AREA | |
| 62.64 SQ.FT. | 5.82 SQ.M. |

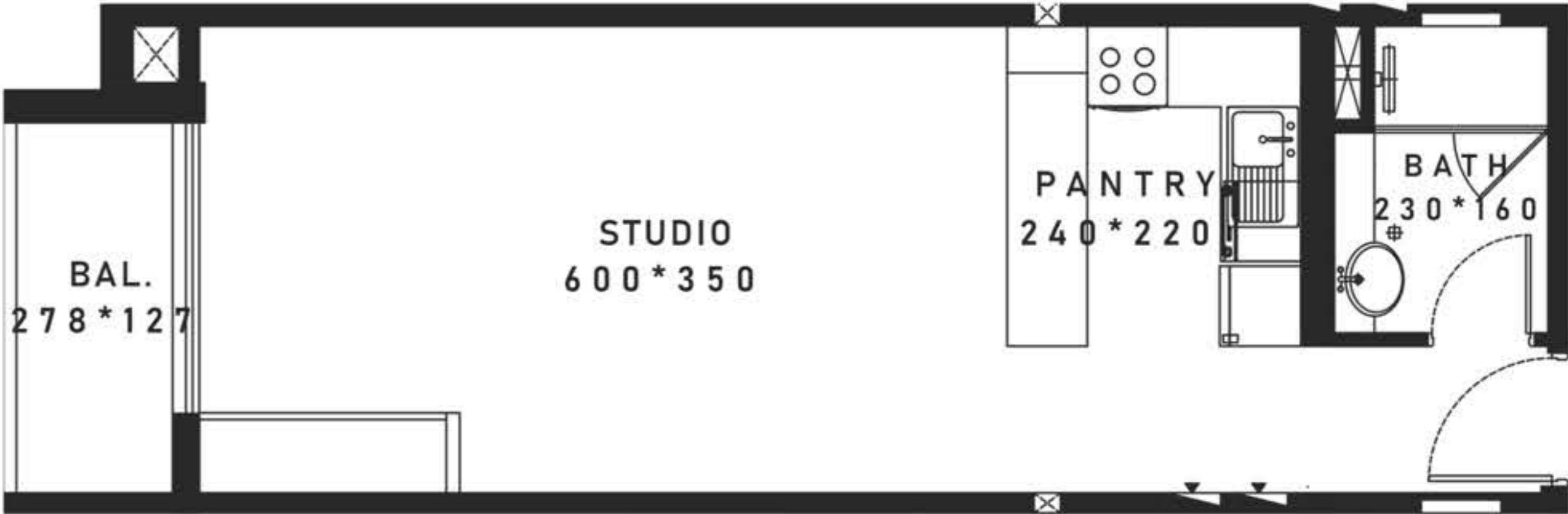


All drawings and dimensions are approximate. Drawings not to scale and are subject to change without notice. The developer reserves the right to make revisions. The units are measured at typical floor in the building and columns may vary in size depending on the floor level. The Furnishings and accessories shown are for representation only. The length and width of the Unit and balcony varies depending on which floor and which orientation the unit is located within the building to comply with the building authority regulations.

UNIT 17 / 1ST FLOOR

STUDIO TYPE - M

TYPICAL UNIT TYPE



| | |
|---------------------|-------------|
| TOTAL AREA | |
| 445.30 SQ.FT. | 41.37 SQ.M. |
| TOTAL INTERNAL AREA | |
| 401.39 SQ.FT. | 37.29 SQ.M. |
| TOTAL EXTERNAL AREA | |
| 43.92 SQ.FT. | 4.08 SQ.M. |

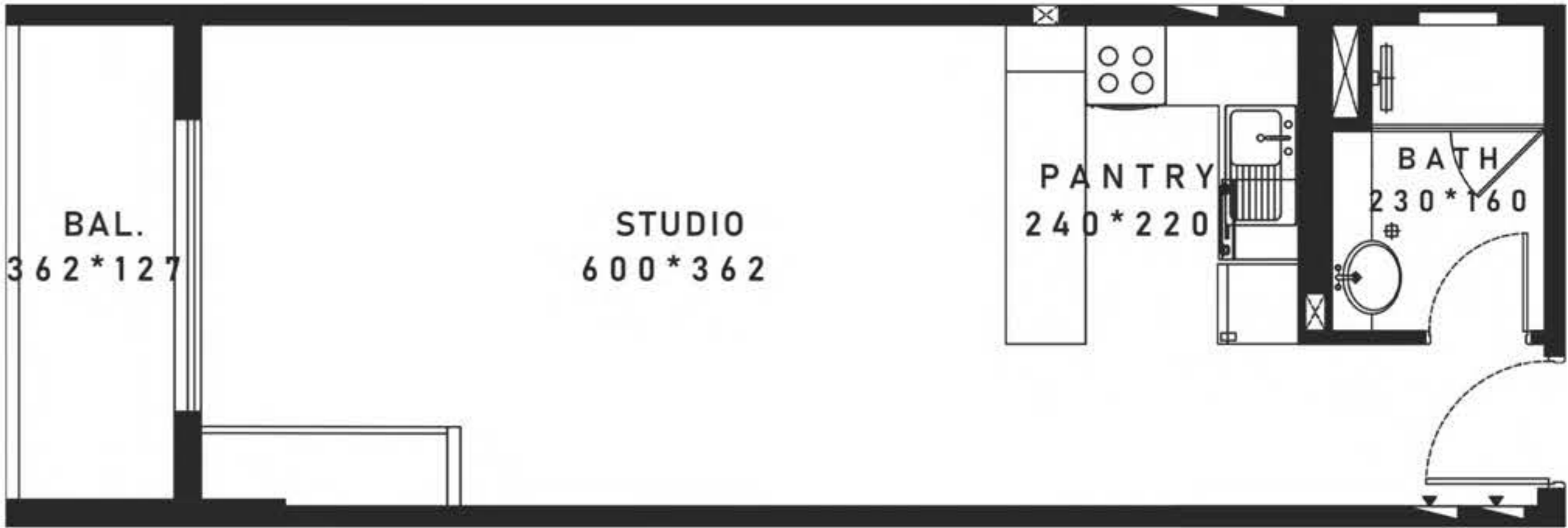


All drawings and dimensions are approximate. Drawings not to scale and are subject to change without notice. The developer reserves the right to make revisions. The units are measured at typical floor in the building and columns may vary in size depending on the floor level. The Furnishings and accessories shown are for representation only. The length and width of the Unit and balcony varies depending on which floor and which orientation the unit is located within the building to comply with the building authority regulations.

UNIT 18 / 1ST FLOOR

STUDIO TYPE - N

TYPICAL UNIT TYPE



| | |
|---------------------|-------------|
| TOTAL AREA | |
| 469.74 SQ.FT. | 43.64 SQ.M. |
| TOTAL INTERNAL AREA | |
| 414.63 SQ.FT. | 38.52 SQ.M. |
| TOTAL EXTERNAL AREA | |
| 55.11 SQ.FT. | 5.12 SQ.M. |

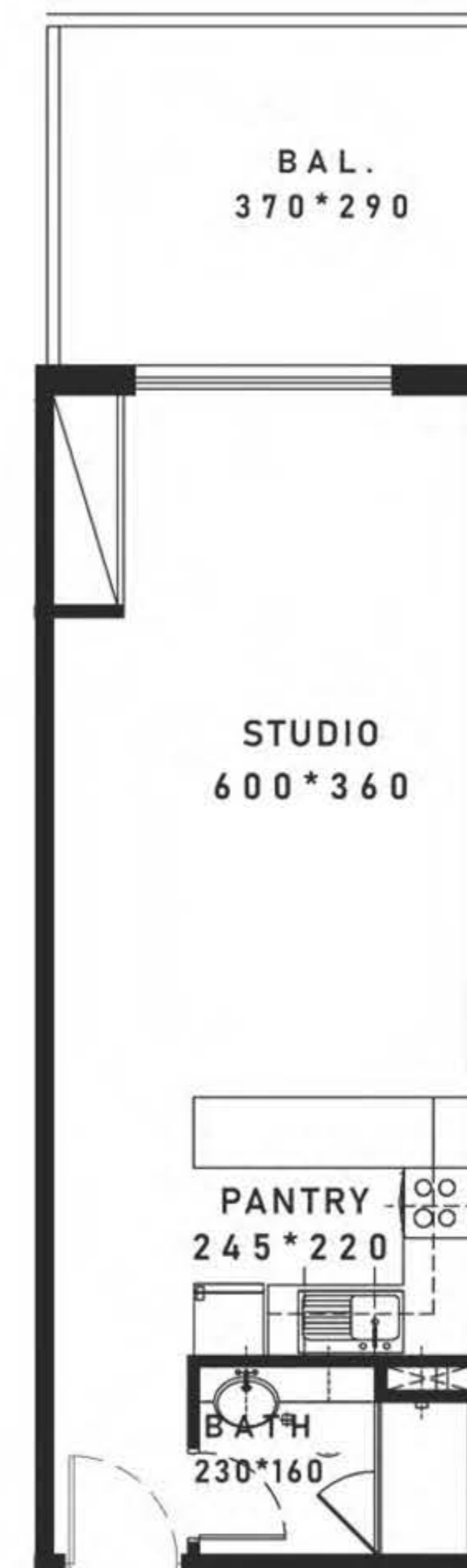


All drawings and dimensions are approximate. Drawings not to scale and are subject to change without notice. The developer reserves the right to make revisions. The units are measured at typical floor in the building and columns may vary in size depending on the floor level. The Furnishings and accessories shown are for representation only. The length and width of the Unit and balcony varies depending on which floor and which orientation the unit is located within the building to comply with the building authority regulations.

UNIT 03 / 7TH FLOOR

STUDIO TYPE - O

UNIT TYPE



TOTAL AREA
531.74 SQ.FT. 49.40 SQ.M.

TOTAL INTERNAL AREA
405.91 SQ.FT. 37.71 SQ.M.

TOTAL EXTERNAL AREA
125.83 SQ.FT. 11.69 SQ.M.

FLOOR PLATE



All drawings and dimensions are approximate. Drawings not to scale and are subject to change without notice. The developer reserves the right to make revisions. The units are measured at typical floor in the building and columns may vary in size depending on the floor level. The Furnishings and accessories shown are for representation only. The length and width of the Unit and balcony varies depending on which floor and which orientation the unit is located within the building to comply with the building authority regulations.

UNIT 04 / 7TH FLOOR

STUDIO TYPE - P

UNIT TYPE




TOTAL AREA
533.35SQ.FT. 49.55 SQ.M.

TOTAL INTERNAL AREA
405.91 SQ.FT. 37.71 SQ.M.

TOTAL EXTERNAL AREA
127.44 SQ.FT. 11.84 SQ.M.

FLOOR PLATE

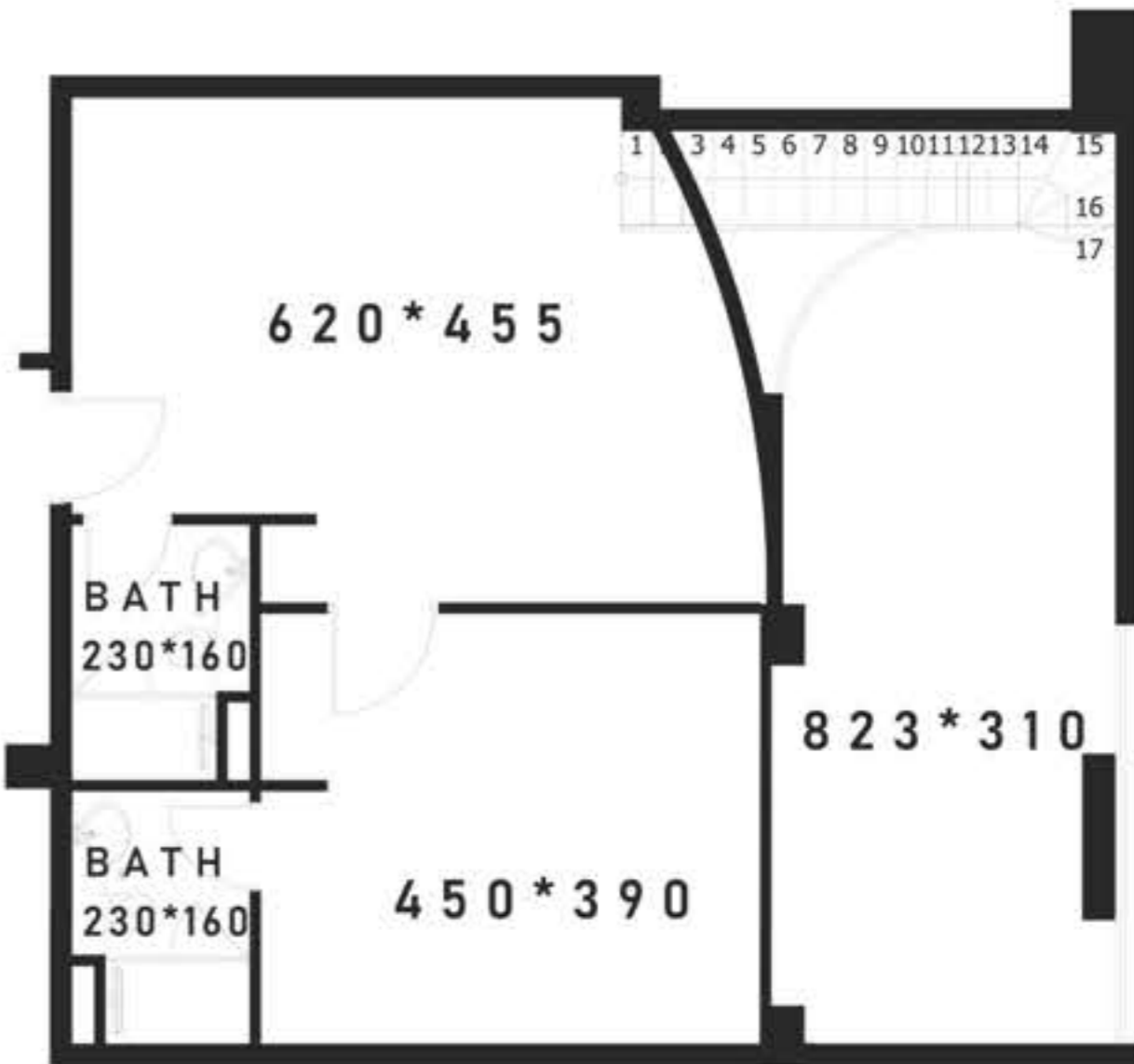
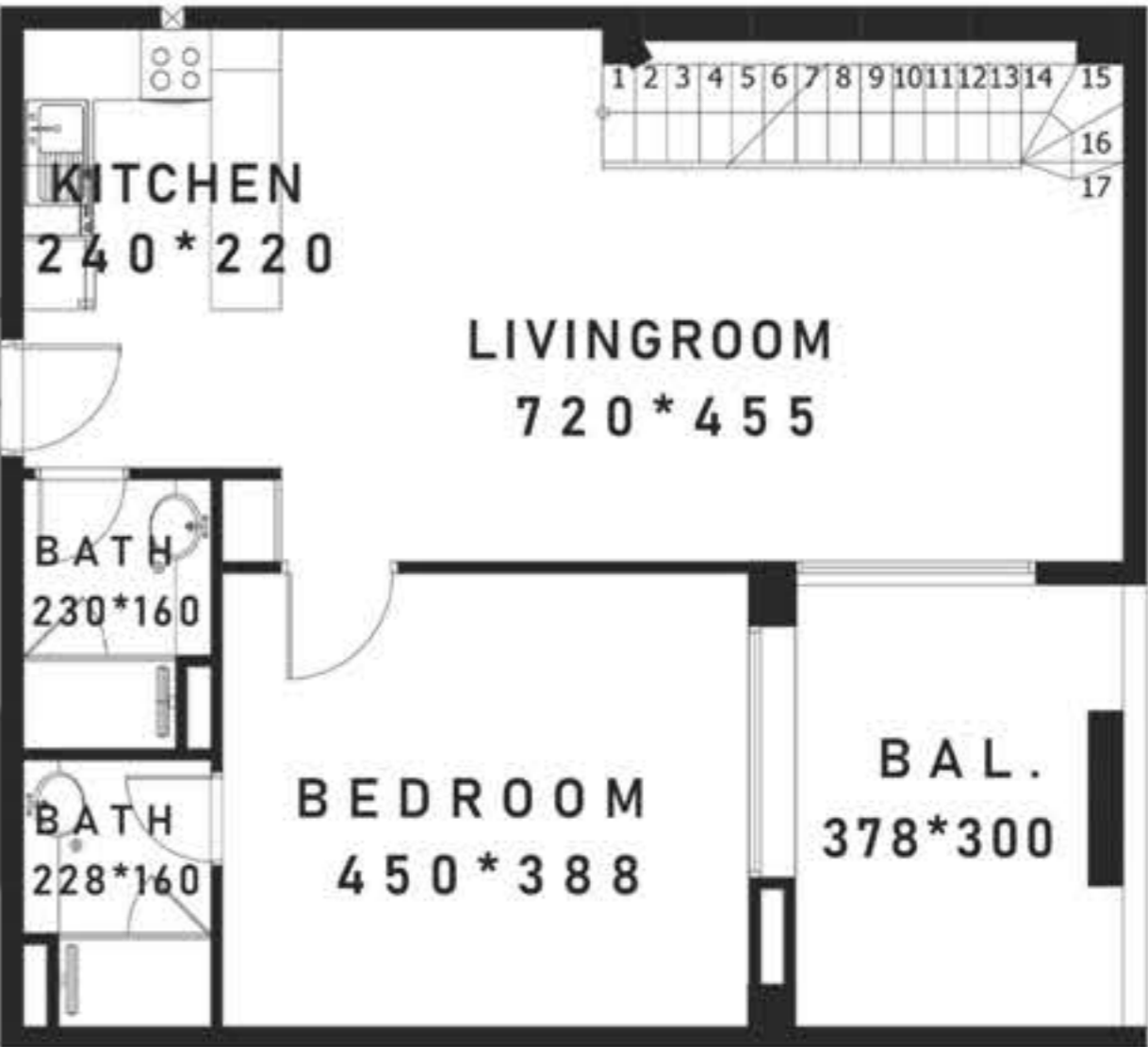
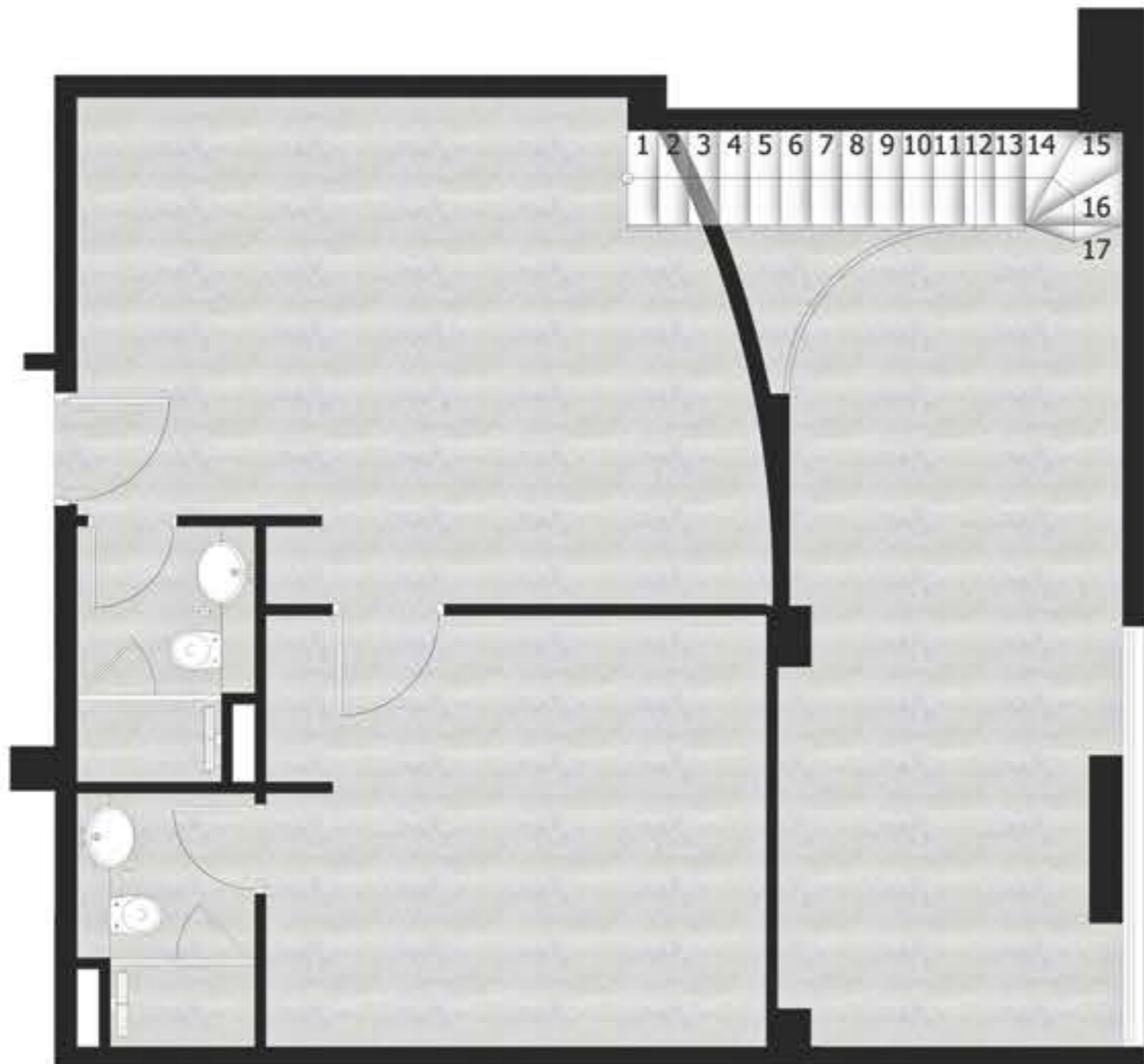


All drawings and dimensions are approximate. Drawings not to scale and are subject to change without notice. The developer reserves the right to make revisions. The units are measured at typical floor in the building and columns may vary in size depending on the floor level. The Furnishings and accessories shown are for representation only. The length and width of the Unit and balcony varies depending on which floor and which orientation the unit is located within the building to comply with the building authority regulations.

UNIT 03 / GROUND FLOOR

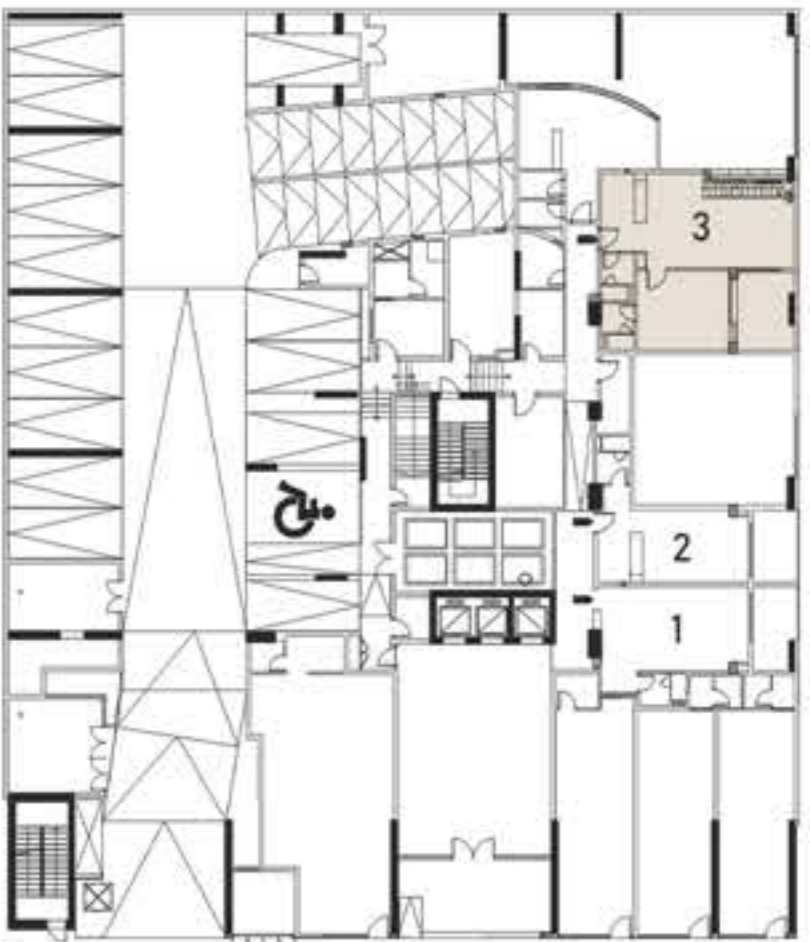
1 BEDROOM TYPE - A

UNIT TYPE



FLOOR PLATE

| | |
|---------------------|--------------|
| TOTAL AREA | |
| 1211.05 SQ.FT. | 112.51 SQ.M. |
| TOTAL INTERNAL AREA | |
| 1074.24 SQ.FT. | 99.80 SQ.M. |
| TOTAL EXTERNAL AREA | |
| 136.81 SQ.FT. | 12.71 SQ.M. |

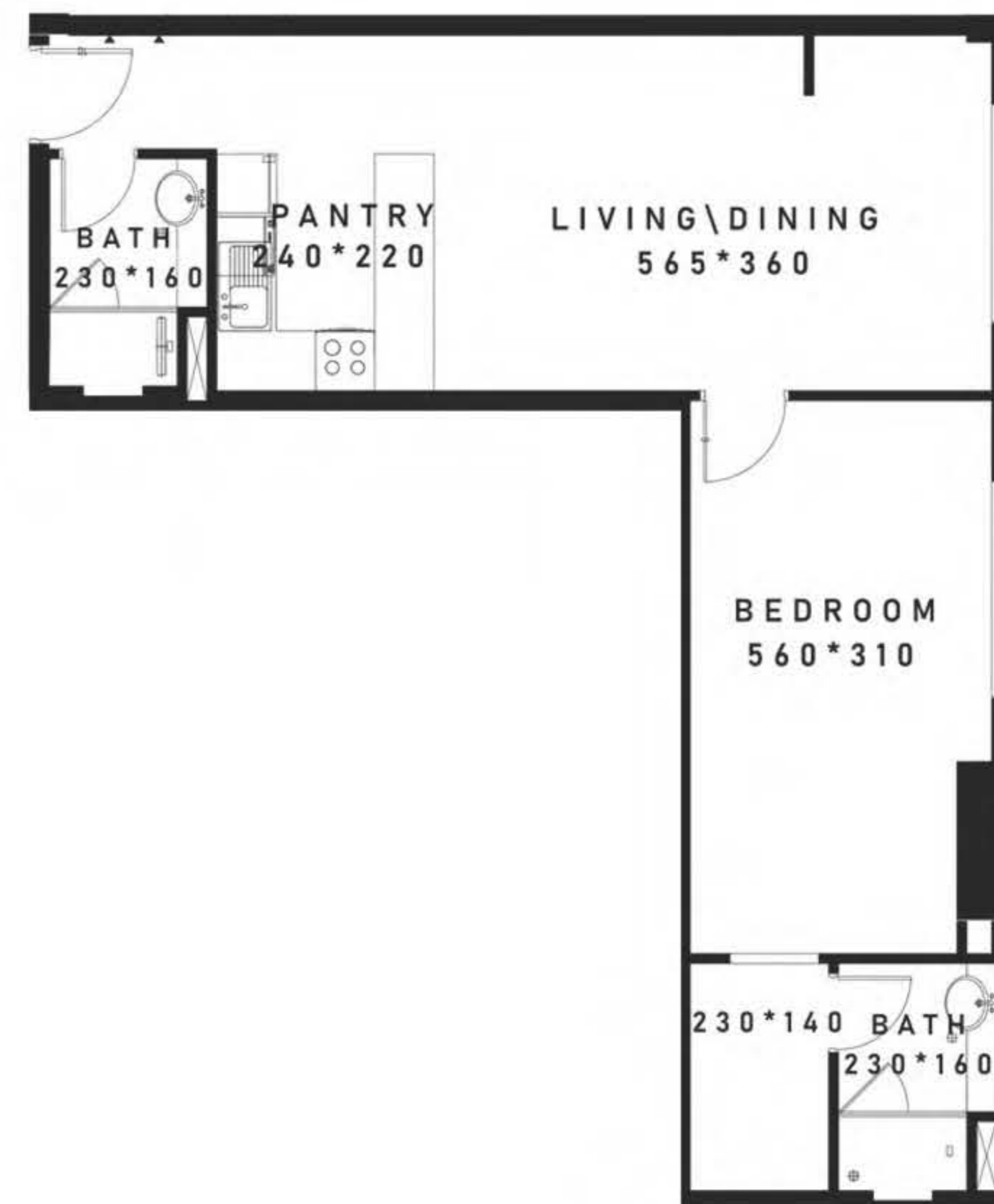


All drawings and dimensions are approximate. Drawings not to scale and are subject to change without notice. The developer reserves the right to make revisions. The units are measured at typical floor in the building and columns may vary in size depending on the floor level. The Furnishings and accessories shown are for representation only. The length and width of the Unit and balcony varies depending on which floor and which orientation the unit is located within the building to comply with the building authority regulations.

UNIT 01 / 3RD PODIUM

1 BEDROOM TYPE - B

UNIT TYPE



TOTAL AREA

669.41 SQ.FT. 62.19 SQ.M.

TOTAL INTERNAL AREA

669.41 SQ.FT. 62.19 SQ.M.

TOTAL EXTERNAL AREA

0.00 SQ.FT. 0.00 SQ.M.

FLOOR PLATE

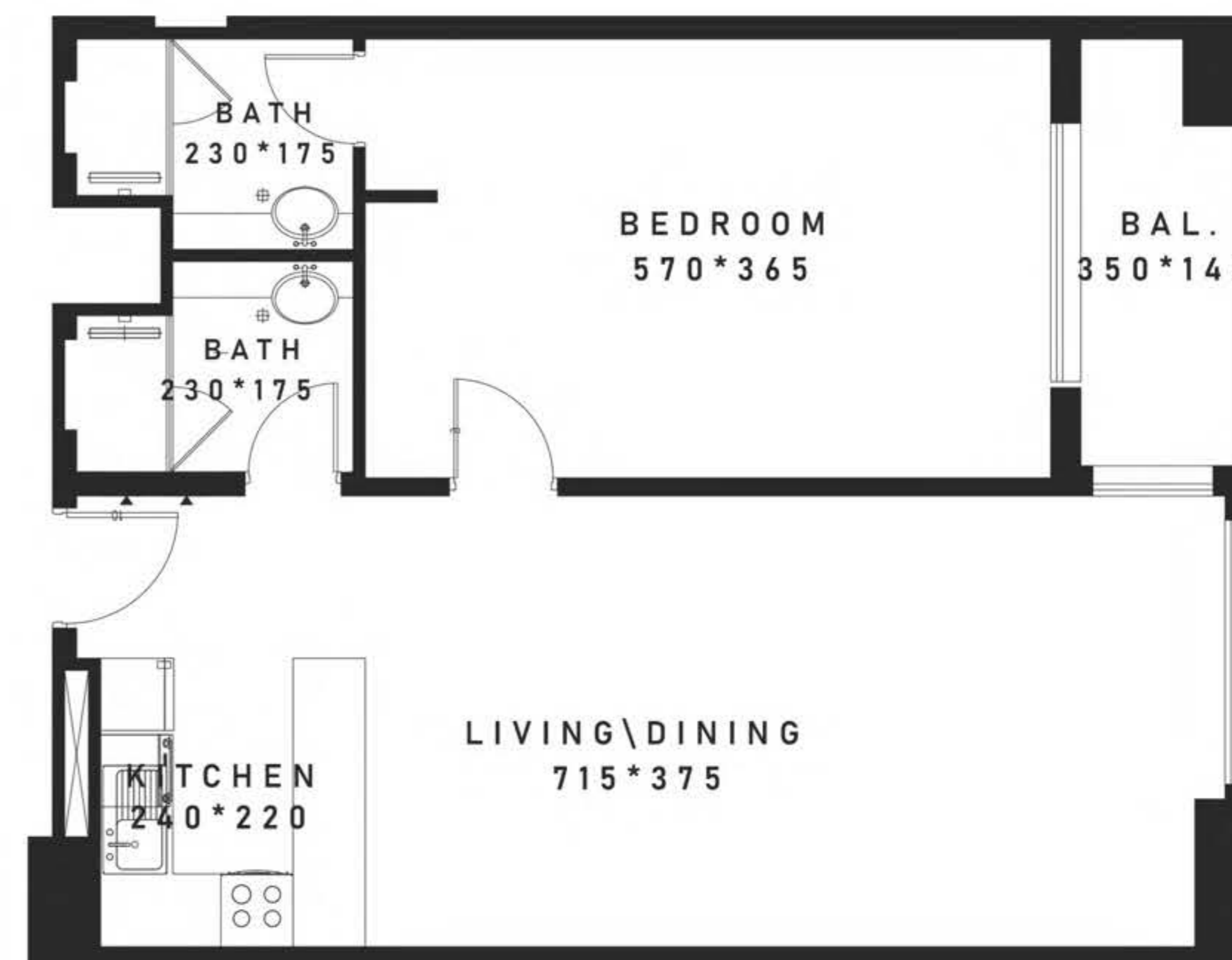


All drawings and dimensions are approximate. Drawings not to scale and are subject to change without notice. The developer reserves the right to make revisions. The units are measured at typical floor in the building and columns may vary in size depending on the floor level. The Furnishings and accessories shown are for representation only. The length and width of the Unit and balcony varies depending on which floor and which orientation the unit is located within the building to comply with the building authority regulations.

UNIT 02 / 3RD PODIUM

1 BEDROOM TYPE - C

UNIT TYPE



TOTAL AREA

801.05 SQ.FT. 74.42 SQ.M.

TOTAL INTERNAL AREA

738.73 SQ.FT. 68.63 SQ.M.

TOTAL EXTERNAL AREA

62.32 SQ.FT. 5.79 SQ.M.

FLOOR PLATE

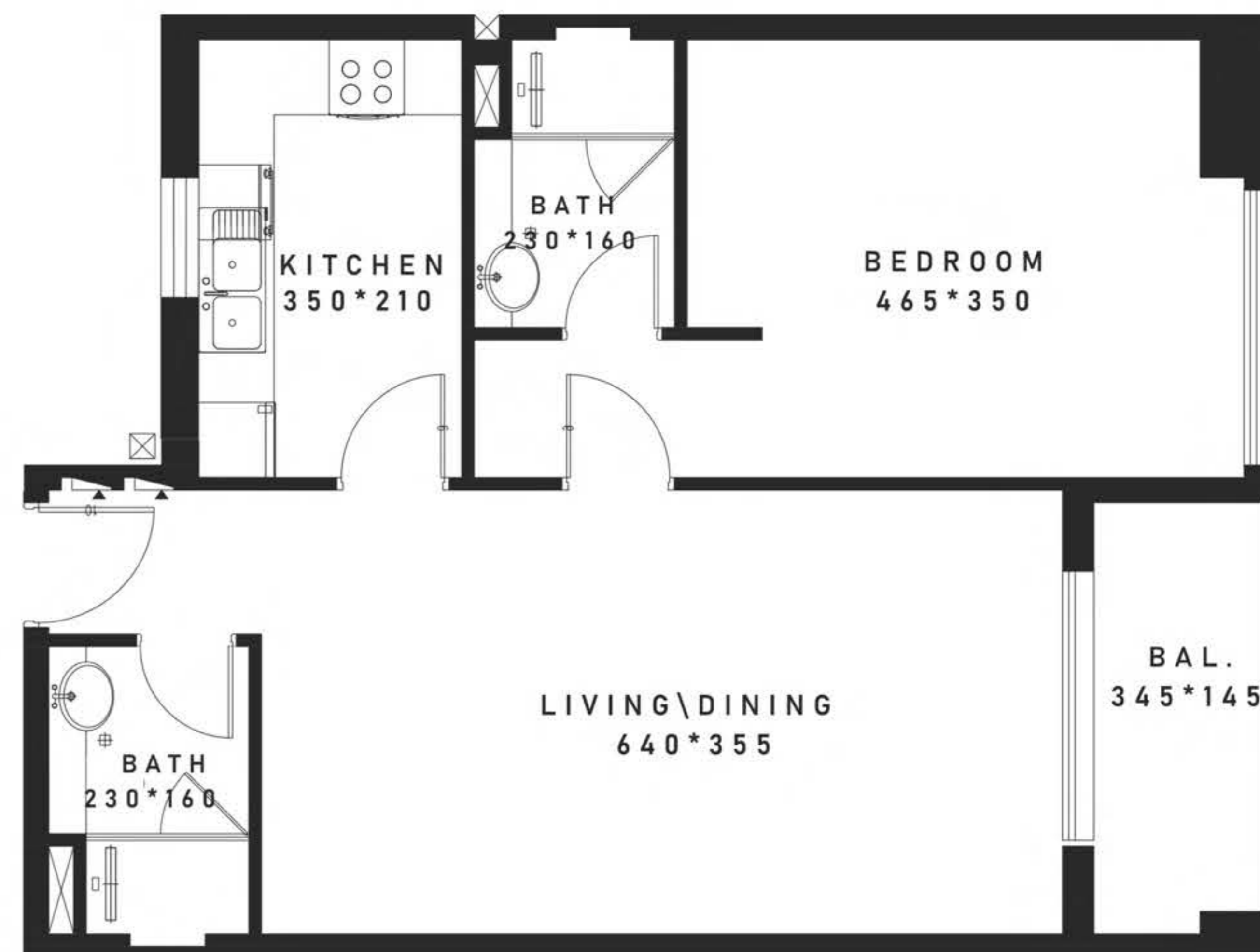


All drawings and dimensions are approximate. Drawings not to scale and are subject to change without notice. The developer reserves the right to make revisions. The units are measured at typical floor in the building and columns may vary in size depending on the floor level. The Furnishings and accessories shown are for representation only. The length and width of the Unit and balcony varies depending on which floor and which orientation the unit is located within the building to comply with the building authority regulations.

UNIT 03 / 3RD PODIUM

1 BEDROOM TYPE - D

UNIT TYPE



TOTAL AREA

725.38 SQ.FT. 67.39 SQ.M.

TOTAL INTERNAL AREA

663.81 SQ.FT. 61.67 SQ.M.

TOTAL EXTERNAL AREA

61.57 SQ.FT. 5.72 SQ.M.

FLOOR PLATE



All drawings and dimensions are approximate. Drawings not to scale and are subject to change without notice. The developer reserves the right to make revisions. The units are measured at typical floor in the building and columns may vary in size depending on the floor level. The Furnishings and accessories shown are for representation only. The length and width of the Unit and balcony varies depending on which floor and which orientation the unit is located within the building to comply with the building authority regulations.

UNIT 04 / 3RD PODIUM

1 BEDROOM TYPE - E

UNIT TYPE



| | | |
|---------------------|-------------|--|
| TOTAL AREA | | |
| 1053.57 SQ.FT. | 97.88 SQ.M. | |
| TOTAL INTERNAL AREA | | |
| 829.57 SQ.FT. | 77.07 SQ.M. | |
| TOTAL EXTERNAL AREA | | |
| 224.0 SQ.FT. | 20.81 SQ.M. | |

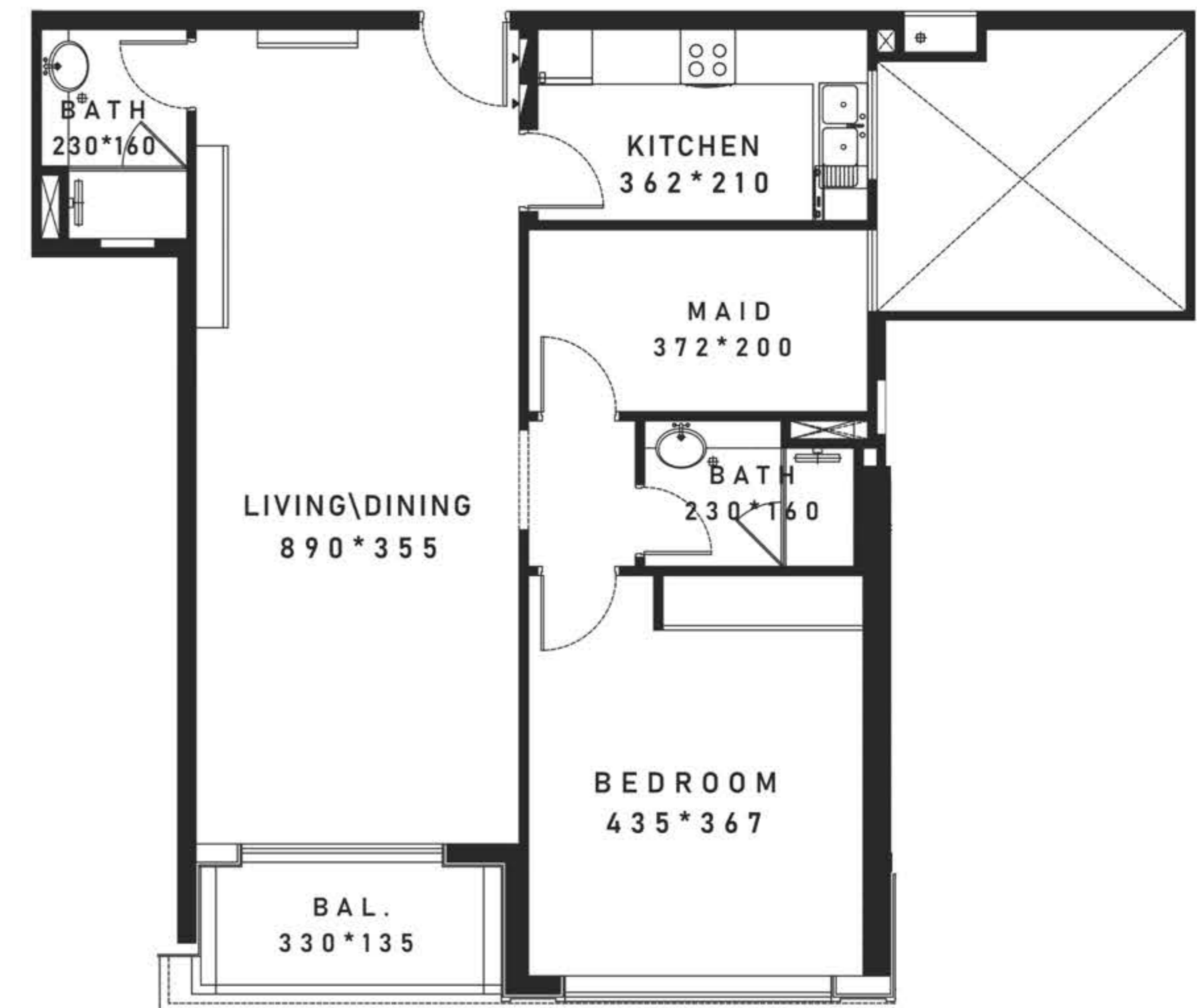
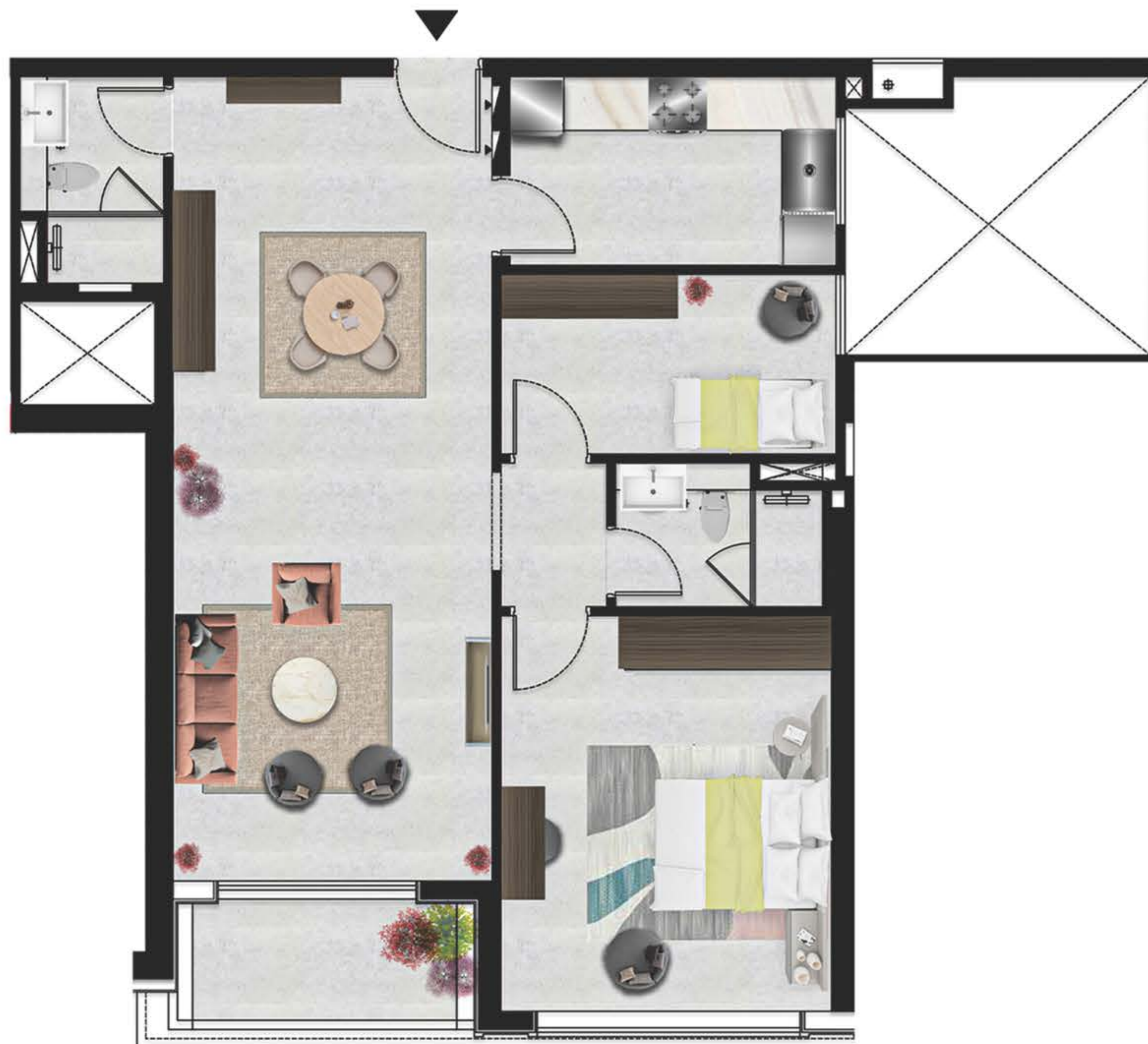


All drawings and dimensions are approximate. Drawings not to scale and are subject to change without notice. The developer reserves the right to make revisions. The units are measured at typical floor in the building and columns may vary in size depending on the floor level. The Furnishings and accessories shown are for representation only. The length and width of the Unit and balcony varies depending on which floor and which orientation the unit is located within the building to comply with the building authority regulations.

UNIT 05 / 1ST FLOOR

1 BEDROOM TYPE - F

TYPICAL UNIT TYPE



TOTAL AREA

909.01 SQ.FT. 84.45 SQ.M.

TOTAL INTERNAL AREA

849.49 SQ.FT. 78.92 SQ.M.

TOTAL EXTERNAL AREA

59.52 SQ.FT. 5.53 SQ.M.

FLOOR PLATE

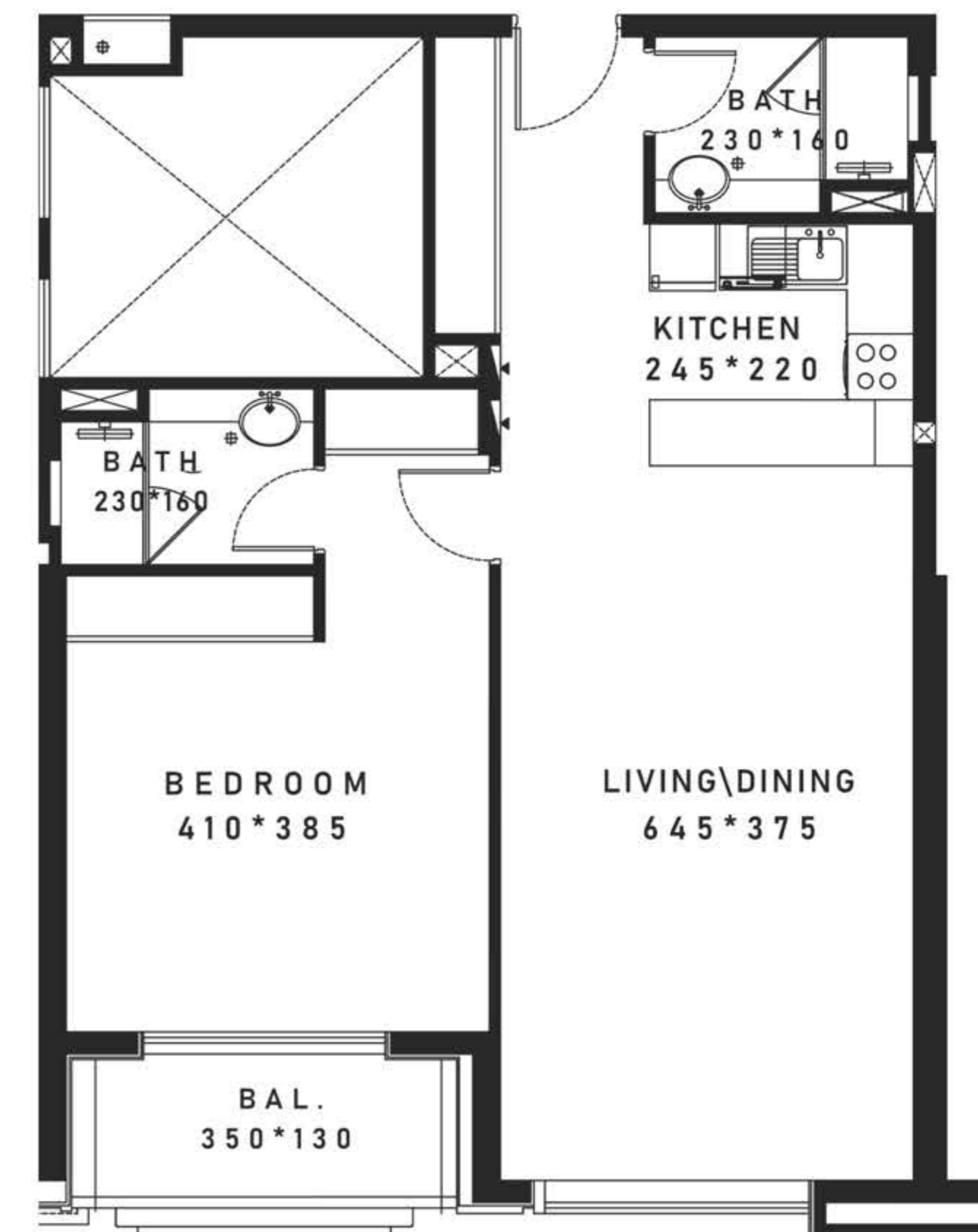


All drawings and dimensions are approximate. Drawings not to scale and are subject to change without notice. The developer reserves the right to make revisions. The units are measured at typical floor in the building and columns may vary in size depending on the floor level. The Furnishings and accessories shown are for representation only. The length and width of the Unit and balcony varies depending on which floor and which orientation the unit is located within the building to comply with the building authority regulations.

UNIT 06 / 1ST FLOOR

1 BEDROOM TYPE - G

TYPICAL UNIT TYPE



TOTAL AREA

789.64 SQ.FT. 73.36 SQ.M.

TOTAL INTERNAL AREA

726.46 SQ.FT. 67.49 SQ.M.

TOTAL EXTERNAL AREA

63.18 SQ.FT. 5.87 SQ.M.

FLOOR PLATE

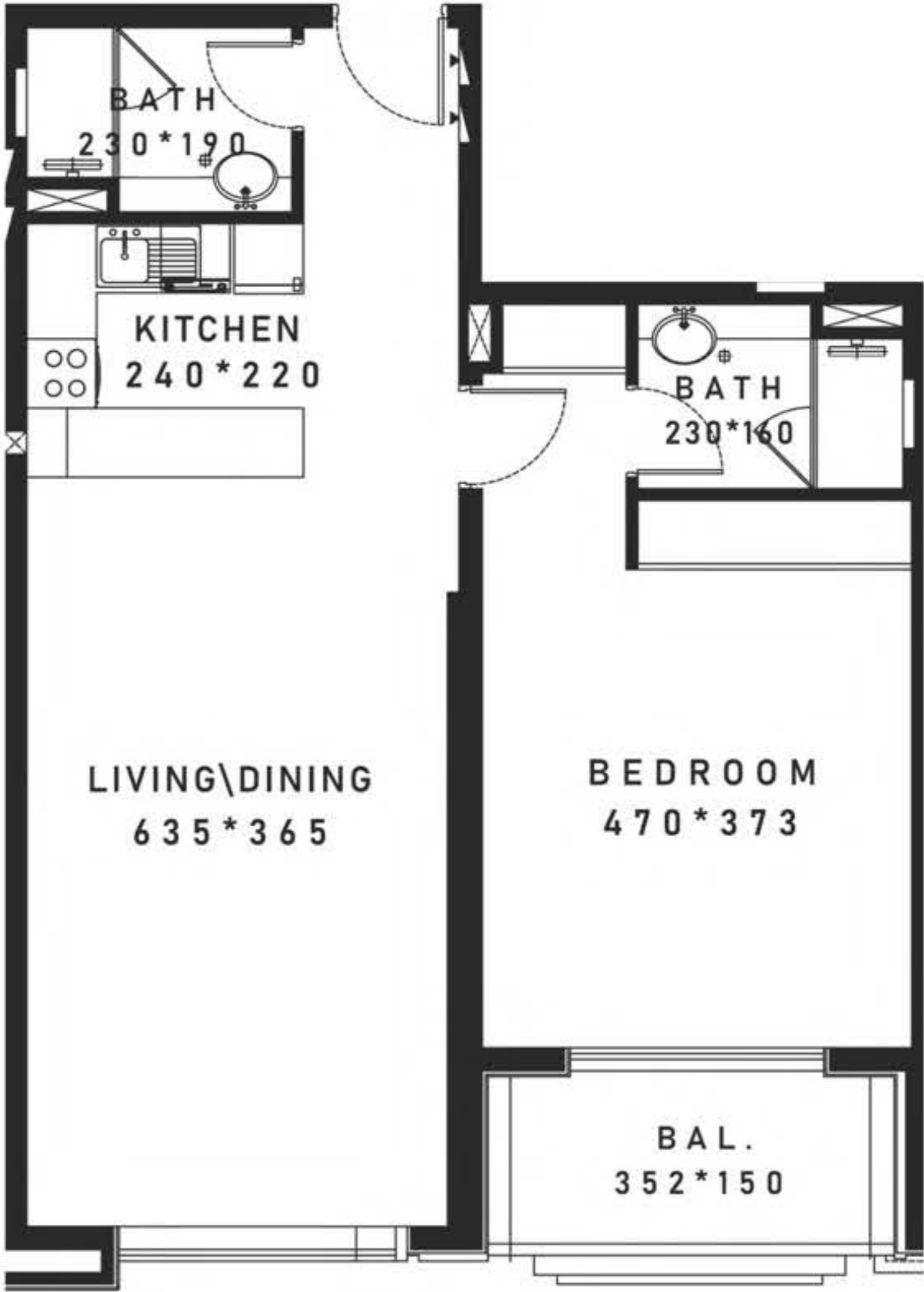


All drawings and dimensions are approximate. Drawings not to scale and are subject to change without notice. The developer reserves the right to make revisions. The units are measured at typical floor in the building and columns may vary in size depending on the floor level. The Furnishings and accessories shown are for representation only. The length and width of the Unit and balcony varies depending on which floor and which orientation the unit is located within the building to comply with the building authority regulations.

UNIT 08 / 1ST FLOOR

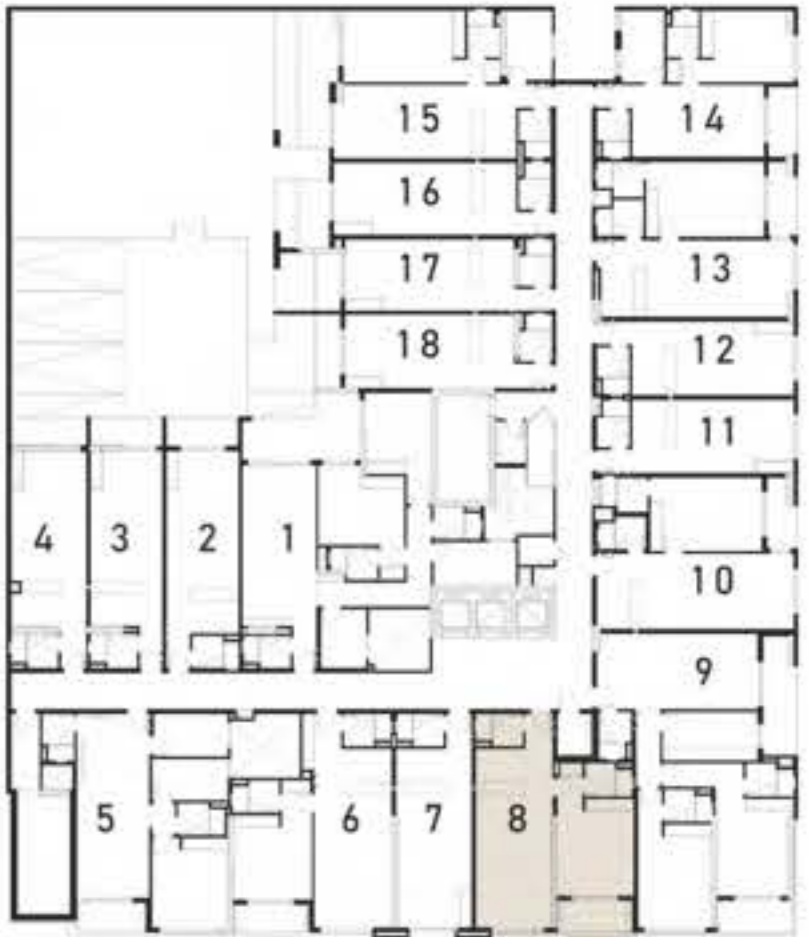
1 BEDROOM TYPE - H

TYPICAL UNIT TYPE



| | |
|---------------------|-------------|
| TOTAL AREA | |
| 795.88 SQ.FT. | 73.94 SQ.M. |
| TOTAL INTERNAL AREA | |
| 724.52 SQ.FT. | 67.31 SQ.M. |
| TOTAL EXTERNAL AREA | |
| 71.36 SQ.FT. | 6.63 SQ.M. |

FLOOR PLATE

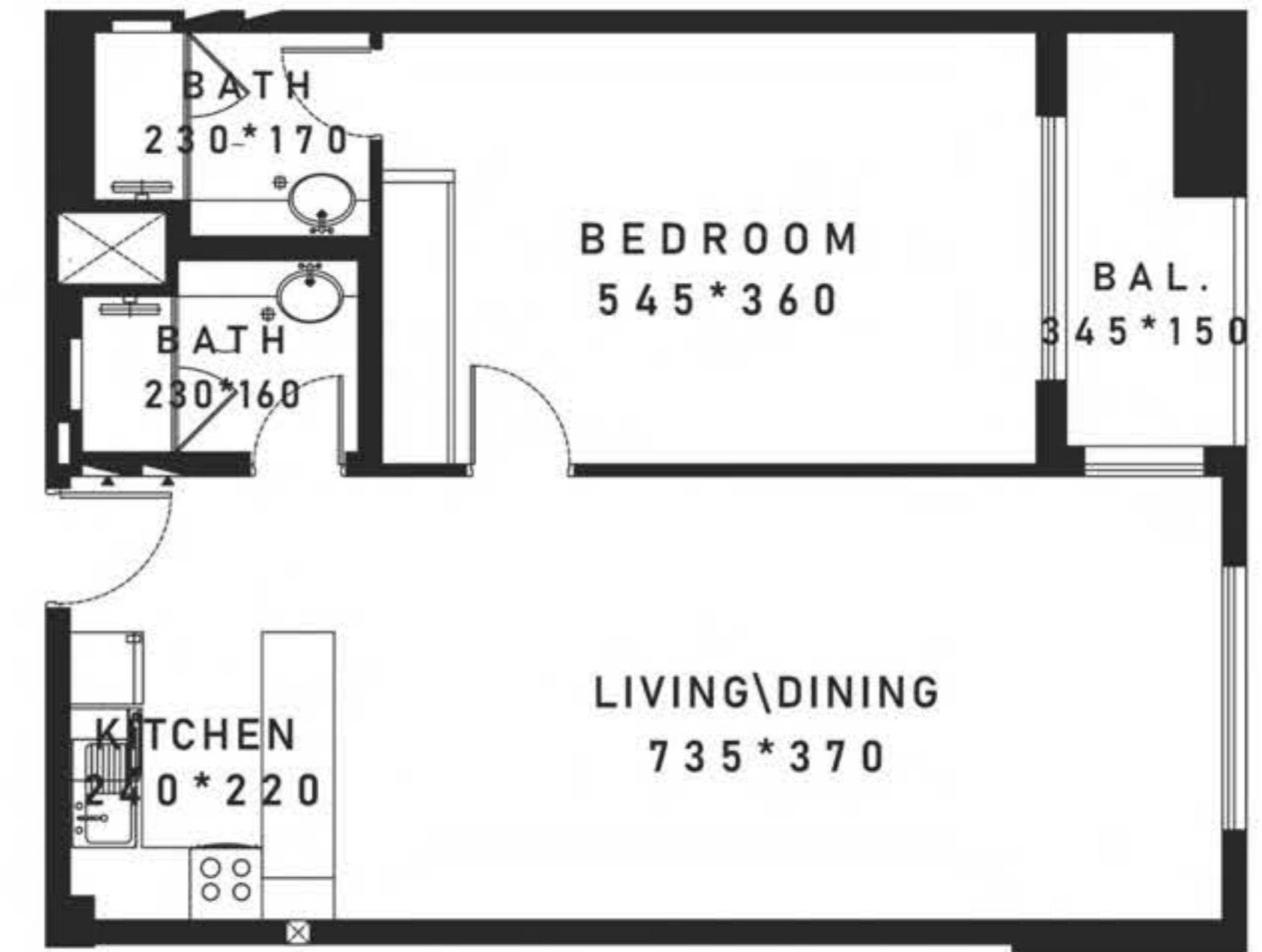
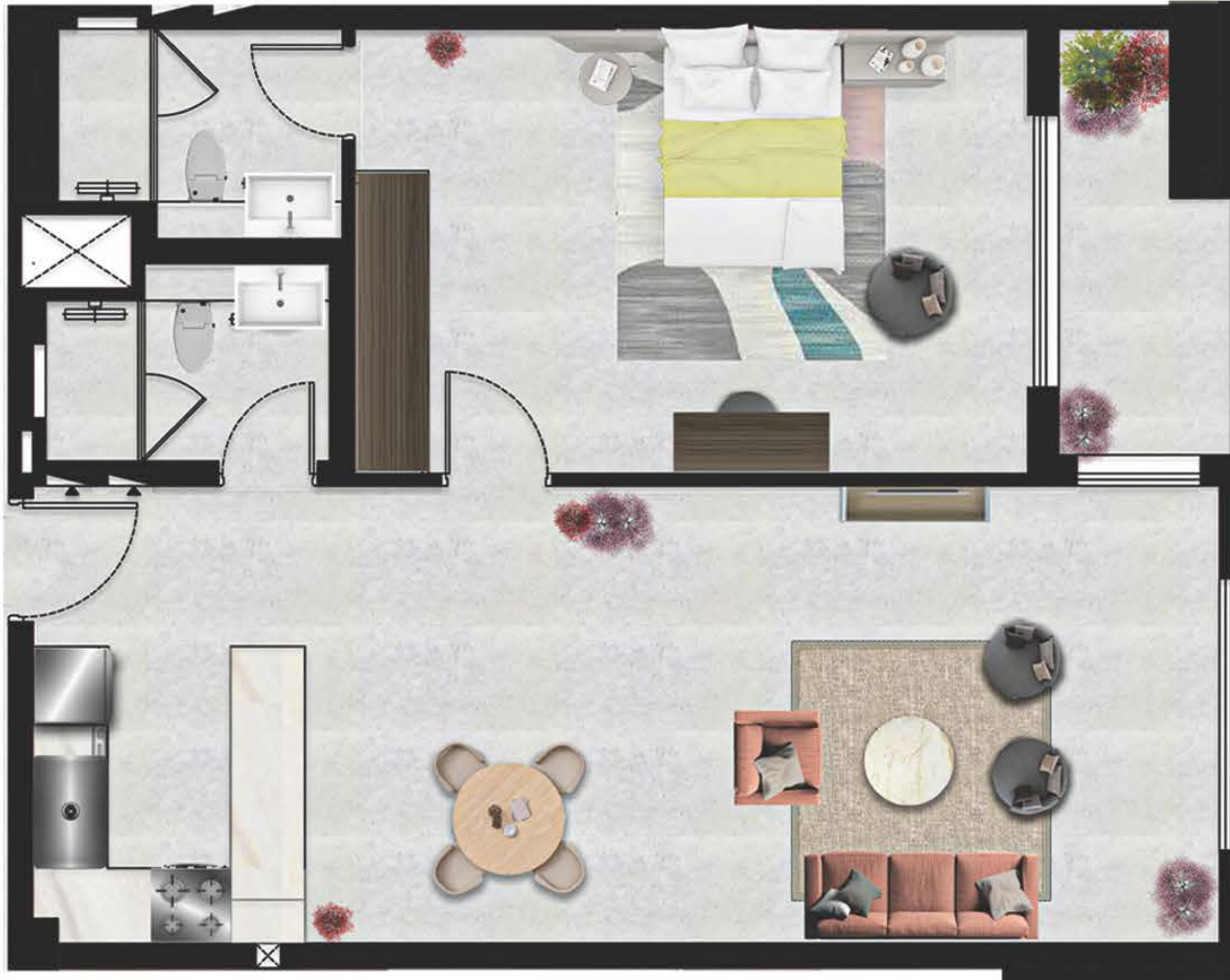


All drawings and dimensions are approximate. Drawings not to scale and are subject to change without notice. The developer reserves the right to make revisions. The units are measured at typical floor in the building and columns may vary in size depending on the floor level. The Furnishings and accessories shown are for representation only. The length and width of the Unit and balcony varies depending on which floor and which orientation the unit is located within the building to comply with the building authority regulations.

UNIT 10 / 1ST FLOOR

1 BEDROOM TYPE - I

TYPICAL UNIT TYPE



TOTAL AREA

790.07 SQ.FT. 73.40 SQ.M.

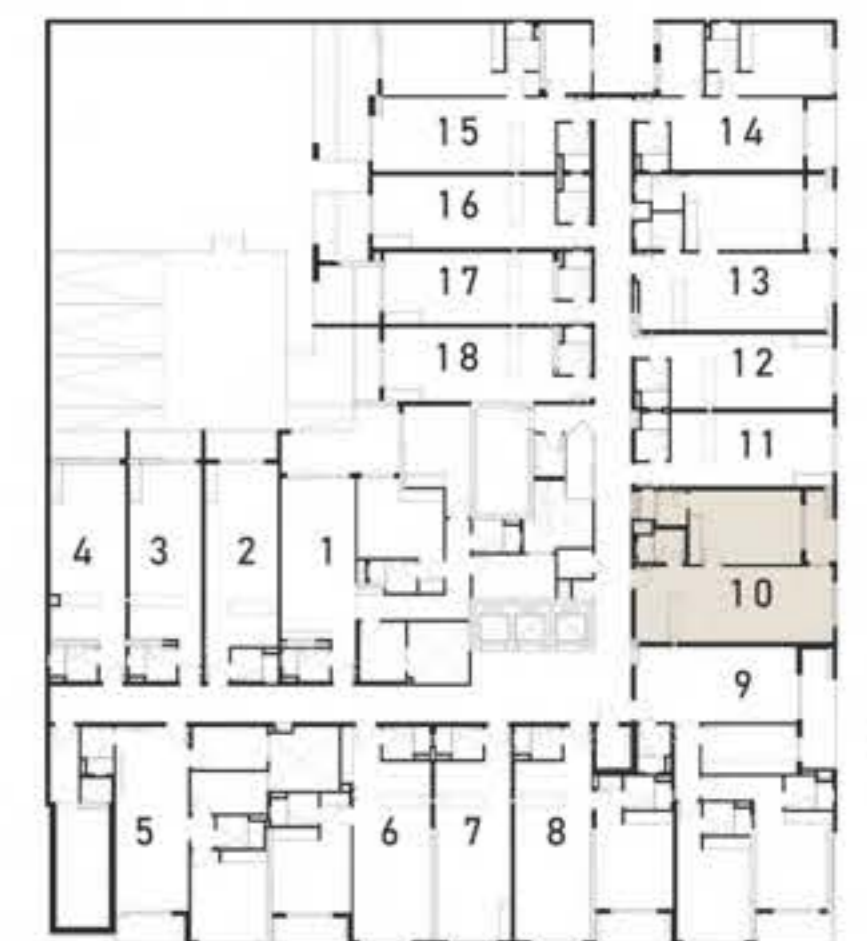
TOTAL INTERNAL AREA

730.33 SQ.FT. 67.85 SQ.M.

TOTAL EXTERNAL AREA

59.74 SQ.FT. 5.55 SQ.M.

FLOOR PLATE

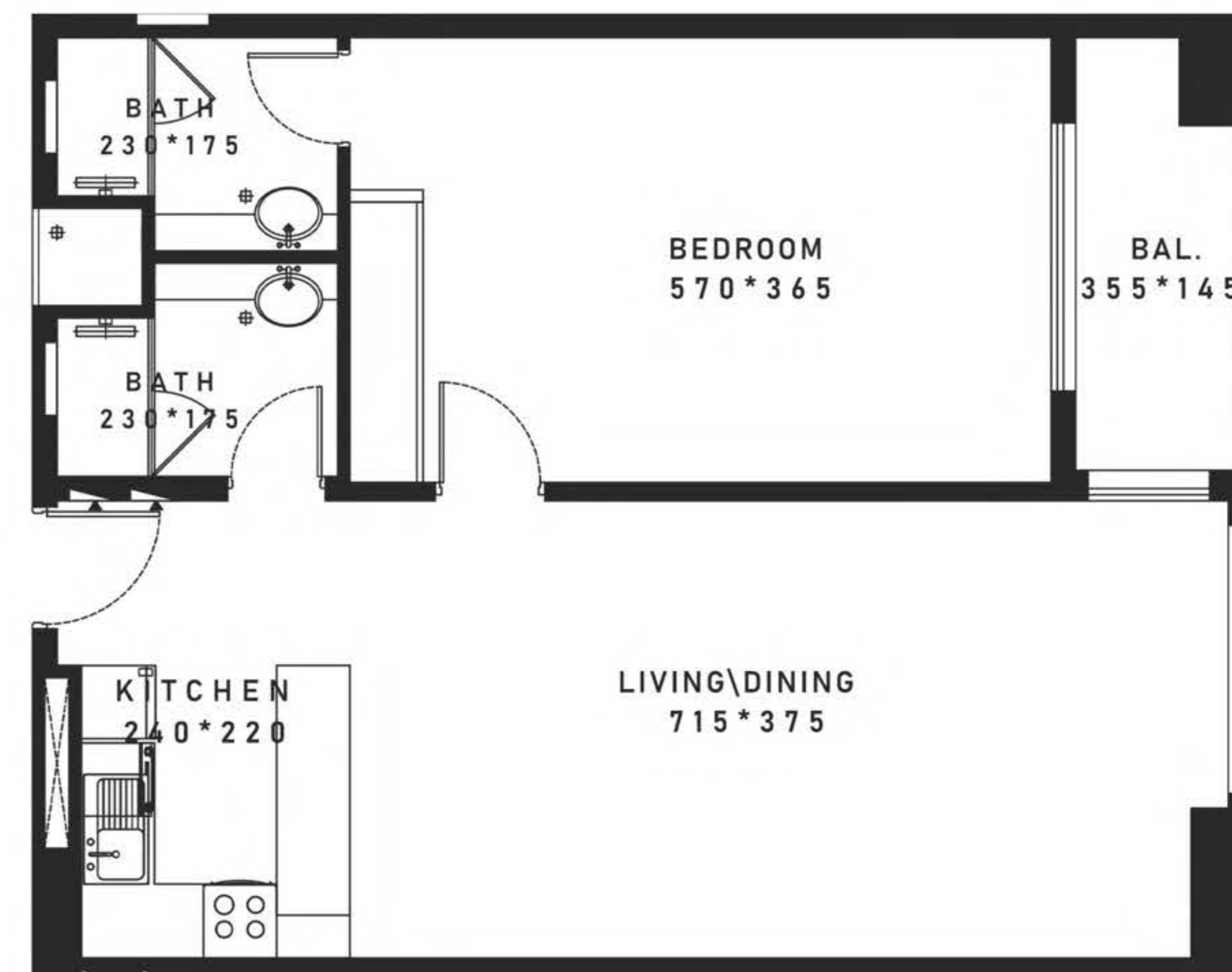


All drawings and dimensions are approximate. Drawings not to scale and are subject to change without notice. The developer reserves the right to make revisions. The units are measured at typical floor in the building and columns may vary in size depending on the floor level. The Furnishings and accessories shown are for representation only. The length and width of the Unit and balcony varies depending on which floor and which orientation the unit is located within the building to comply with the building authority regulations.

UNIT 13 / 1ST FLOOR

1 BEDROOM TYPE - J

TYPICAL UNIT TYPE



TOTAL AREA

801.05 SQ.FT. 74.42 SQ.M.

TOTAL INTERNAL AREA

740.34 SQ.FT. 68.78 SQ.M.

TOTAL EXTERNAL AREA

60.71 SQ.FT. 5.64 SQ.M.

FLOOR PLATE



All drawings and dimensions are approximate. Drawings not to scale and are subject to change without notice. The developer reserves the right to make revisions. The units are measured at typical floor in the building and columns may vary in size depending on the floor level. The Furnishings and accessories shown are for representation only. The length and width of the Unit and balcony varies depending on which floor and which orientation the unit is located within the building to comply with the building authority regulations.

UNIT 14 / 1ST FLOOR

1 BEDROOM TYPE - K

TYPICAL UNIT TYPE



TOTAL AREA

723.44 SQ.FT. 67.21 SQ.M.

TOTAL INTERNAL AREA

663.49 SQ.FT. 61.64 SQ.M.

TOTAL EXTERNAL AREA

59.95 SQ.FT. 5.57 SQ.M.

FLOOR PLATE

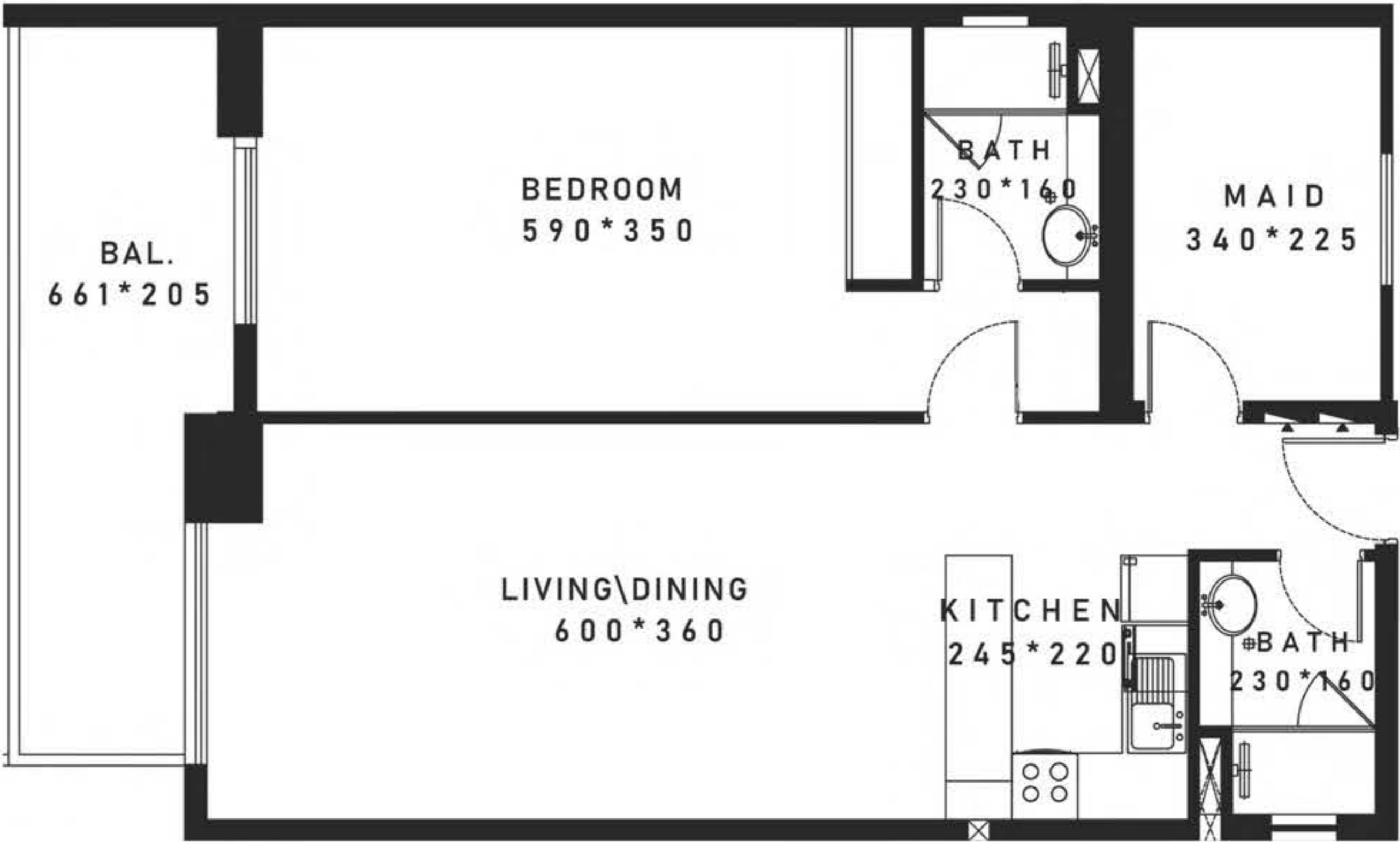
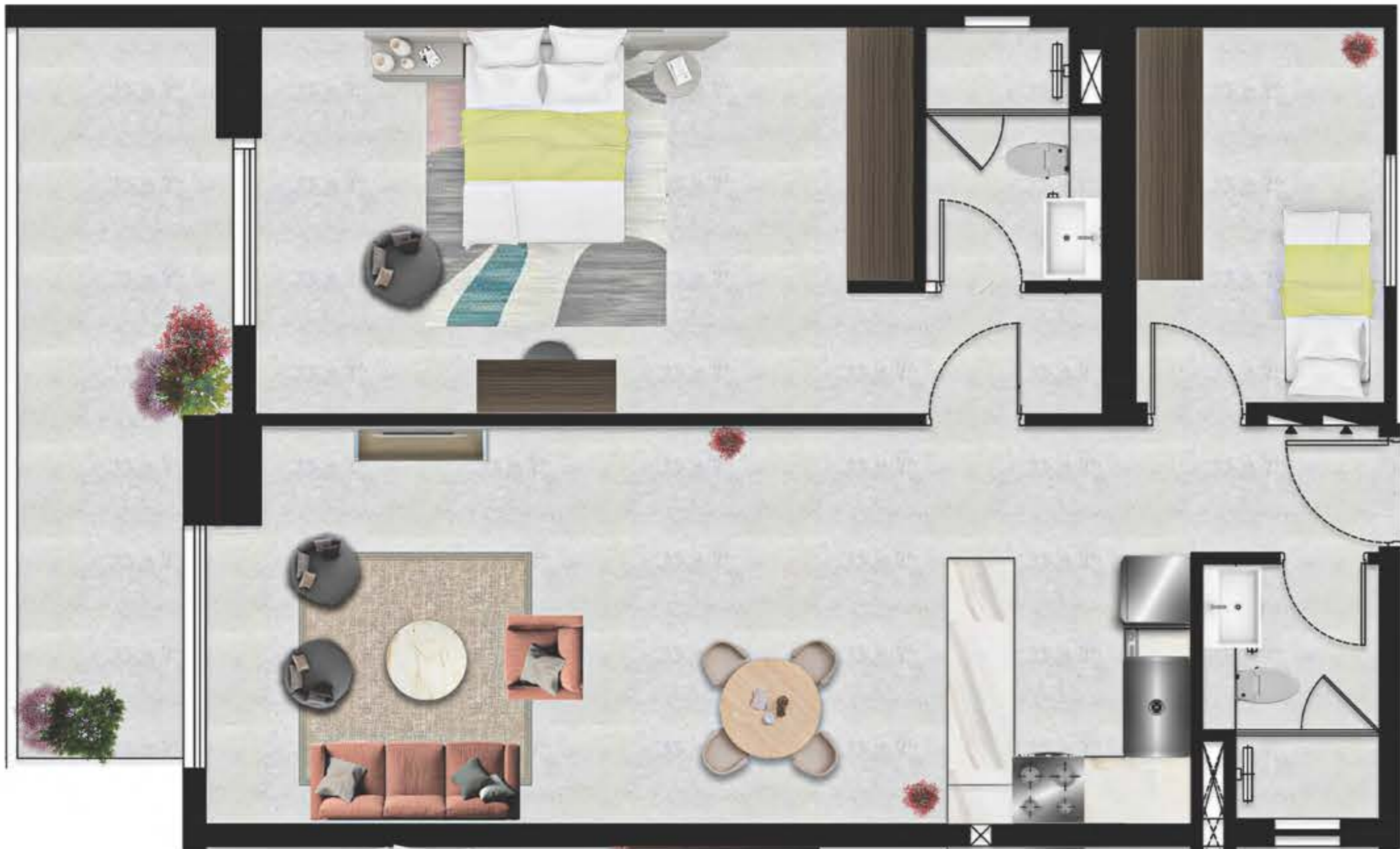


All drawings and dimensions are approximate. Drawings not to scale and are subject to change without notice. The developer reserves the right to make revisions. The units are measured at typical floor in the building and columns may vary in size depending on the floor level. The Furnishings and accessories shown are for representation only. The length and width of the Unit and balcony varies depending on which floor and which orientation the unit is located within the building to comply with the building authority regulations.

UNIT 15 / 1ST FLOOR

1 BEDROOM TYPE - L

TYPICAL UNIT TYPE



TOTAL AREA

973.60 SQ.FT. 90.45 SQ.M.

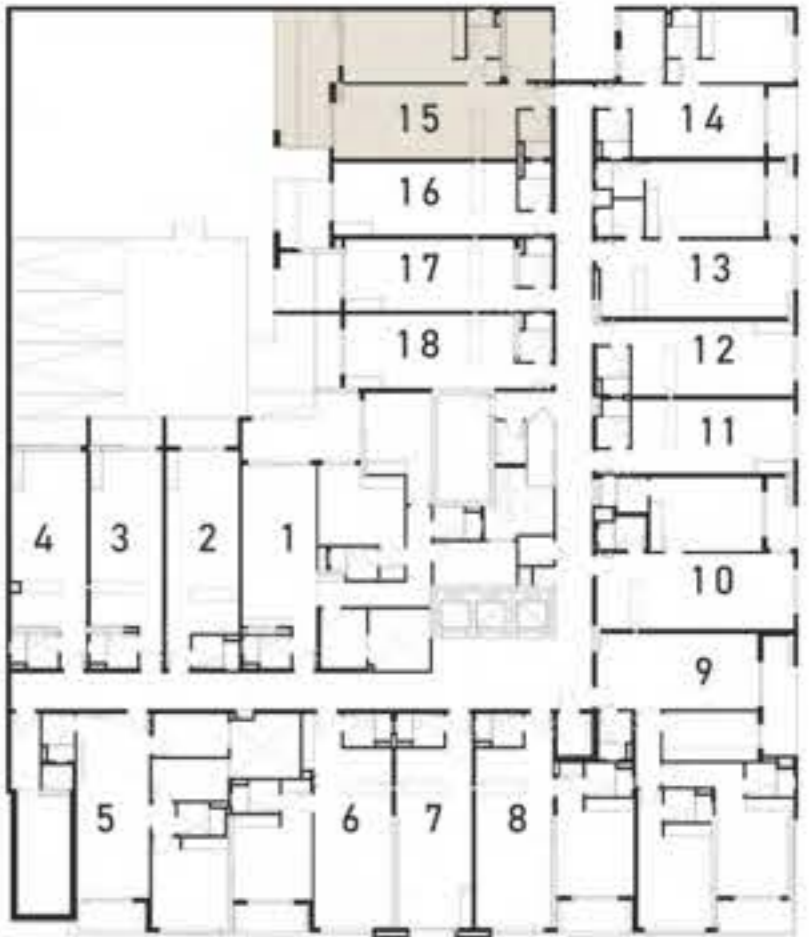
TOTAL INTERNAL AREA

831.94 SQ.FT. 77.29 SQ.M.

TOTAL EXTERNAL AREA

141.65 SQ.FT. 13.16 SQ.M.

FLOOR PLATE

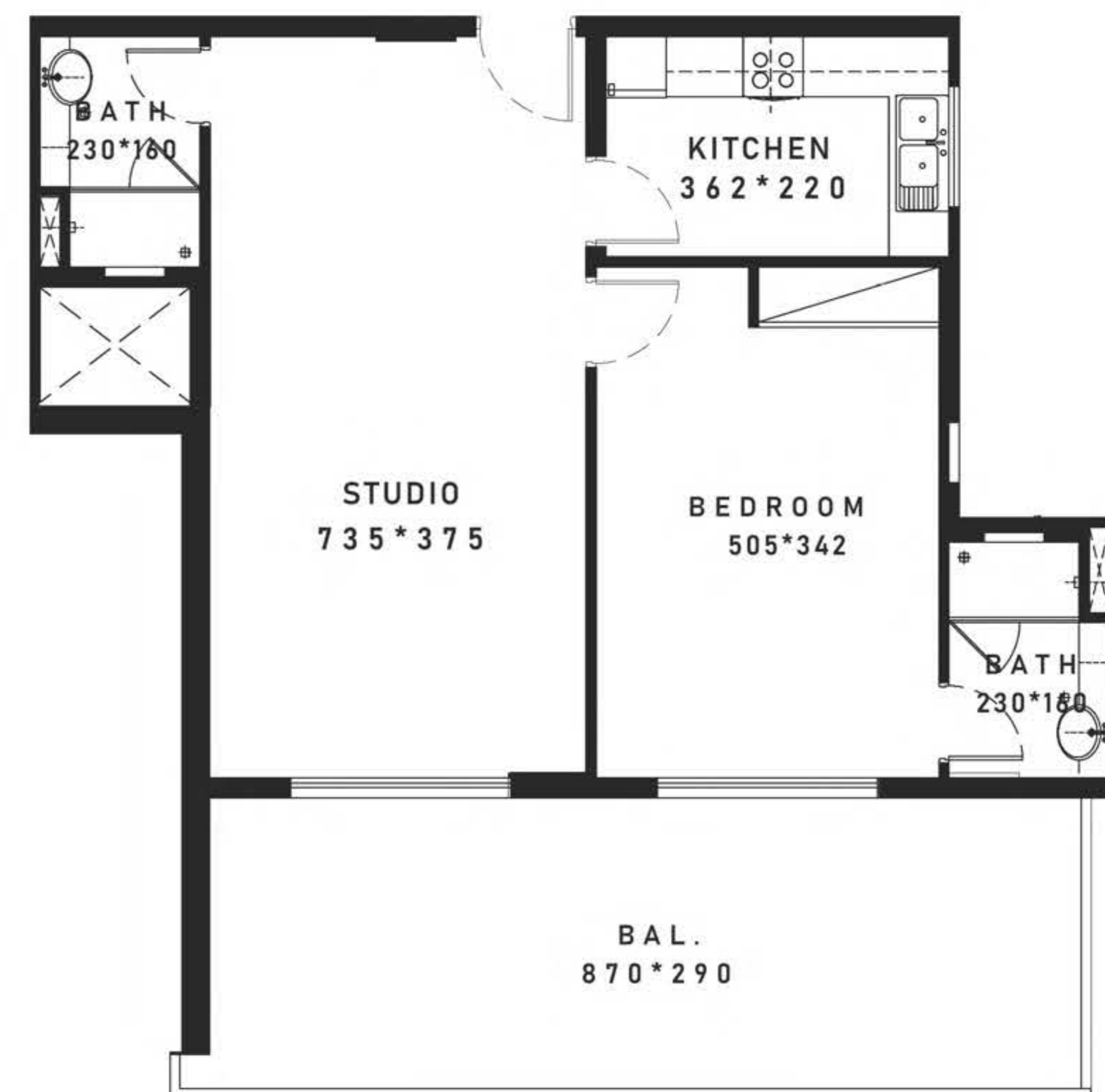


All drawings and dimensions are approximate. Drawings not to scale and are subject to change without notice. The developer reserves the right to make revisions. The units are measured at typical floor in the building and columns may vary in size depending on the floor level. The Furnishings and accessories shown are for representation only. The length and width of the Unit and balcony varies depending on which floor and which orientation the unit is located within the building to comply with the building authority regulations.

UNIT 05 / 7TH FLOOR

1 BEDROOM TYPE - M

UNIT TYPE



TOTAL AREA

994.05 SQ.FT. 92.35 SQ.M.

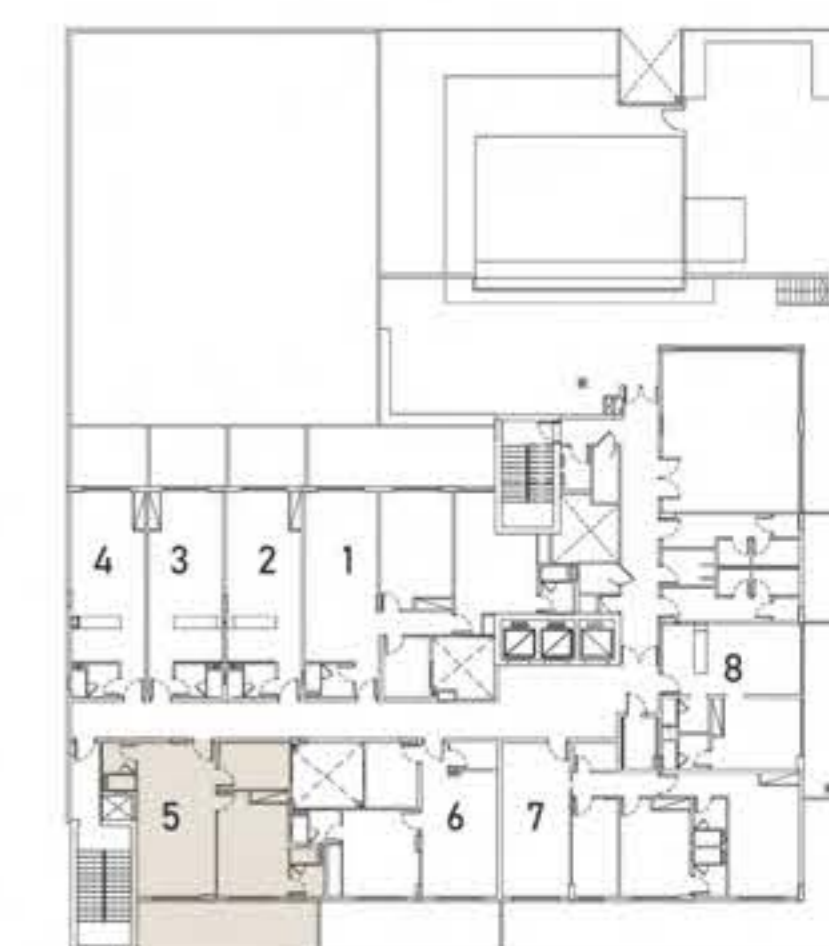
TOTAL INTERNAL AREA

697.82 SQ.FT. 64.83 SQ.M.

TOTAL EXTERNAL AREA

296.22 SQ.FT. 27.52 SQ.M.

FLOOR PLATE

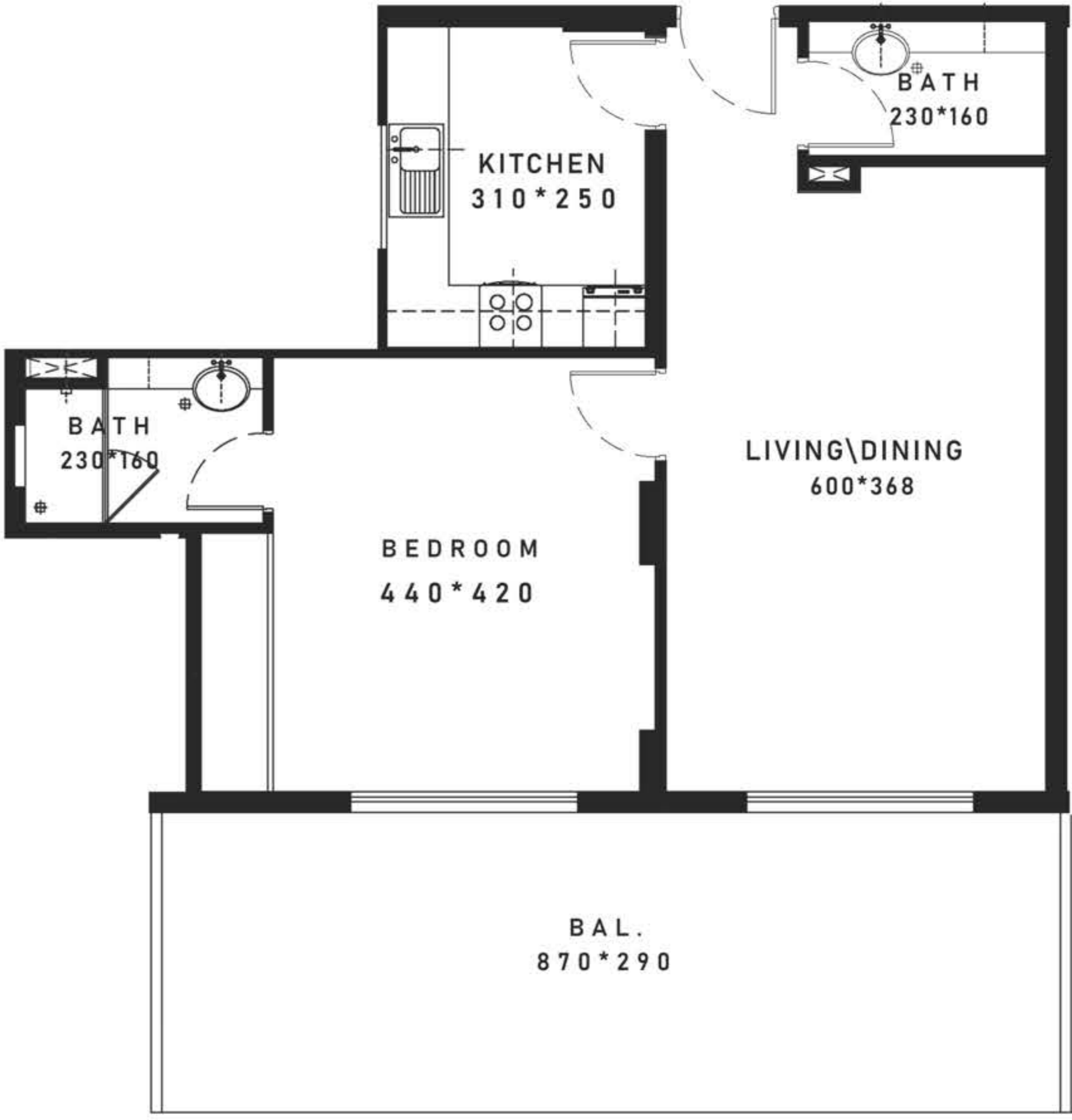


All drawings and dimensions are approximate. Drawings not to scale and are subject to change without notice. The developer reserves the right to make revisions. The units are measured at typical floor in the building and columns may vary in size depending on the floor level. The Furnishings and accessories shown are for representation only. The length and width of the Unit and balcony varies depending on which floor and which orientation the unit is located within the building to comply with the building authority regulations.

UNIT 06 / 7TH FLOOR

1 BEDROOM TYPE - N

UNIT TYPE



TOTAL AREA
938.40 SQ.FT. 87.18 SQ.M.

TOTAL INTERNAL AREA
647.23 SQ.FT. 60.13 SQ.M.

TOTAL EXTERNAL AREA
291.16 SQ.FT. 27.05 SQ.M.

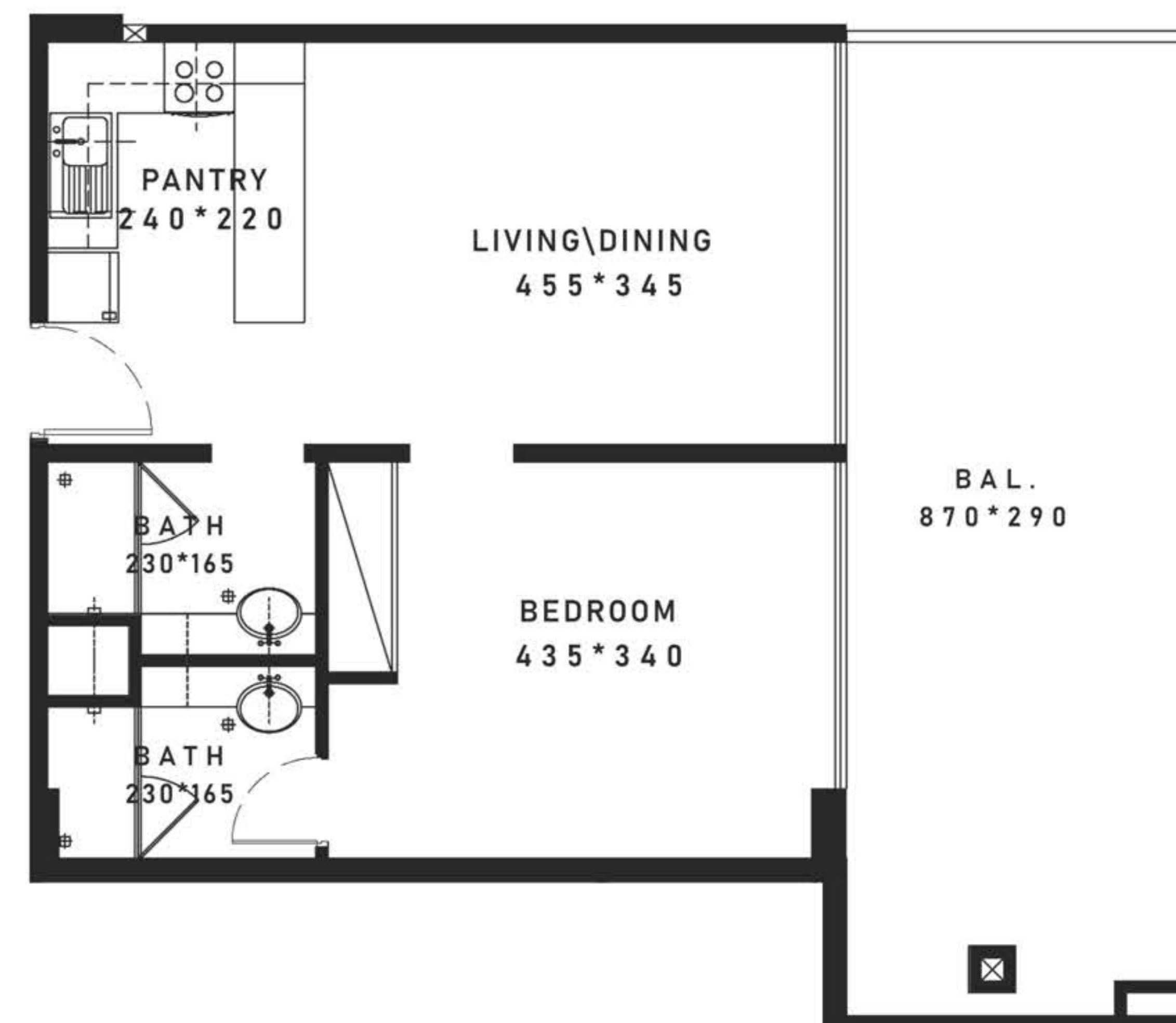
FLOOR PLATE



All drawings and dimensions are approximate. Drawings not to scale and are subject to change without notice. The developer reserves the right to make revisions. The units are measured at typical floor in the building and columns may vary in size depending on the floor level. The Furnishings and accessories shown are for representation only. The length and width of the Unit and balcony varies depending on which floor and which orientation the unit is located within the building to comply with the building authority regulations.

1 BEDROOM TYPE - O

This 3D rendering provides a top-down view of a furnished apartment. The kitchen is located in the top left corner, featuring a four-burner stove and a sink. The living area is situated in the top right, with a large sofa, two armchairs, and a round coffee table. The dining area is in the center, with a round table and four chairs. The bedroom is in the bottom right, featuring a large bed with a yellow blanket and two bedside tables. The bathroom is in the bottom left, with a toilet and a sink. The rendering also shows the placement of furniture, lighting, and decorative elements like plants and a rug.



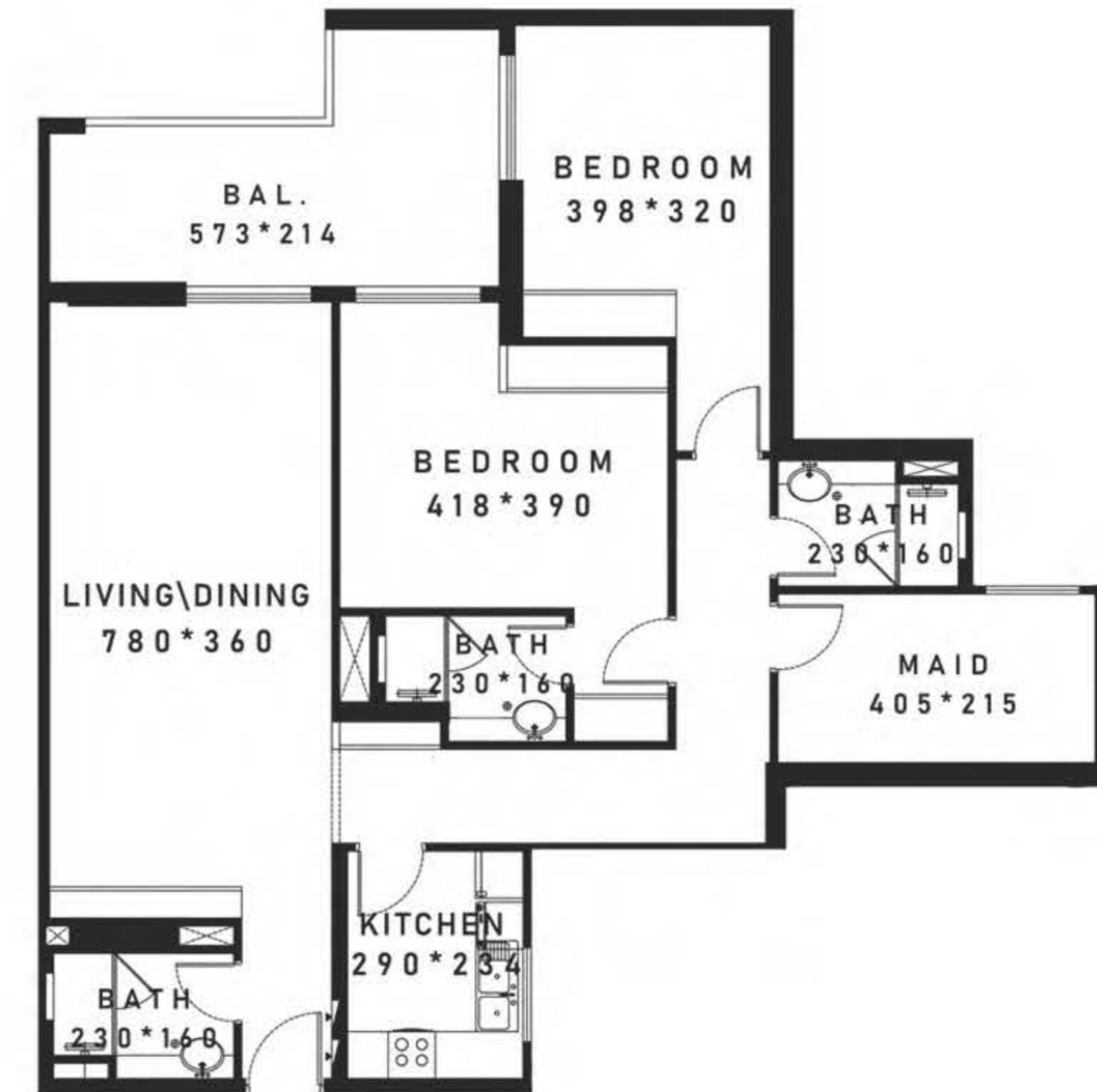
271.47 SQ.FT. 25.22 SQ.M.

All drawings and dimensions are approximate. Drawings not to scale and are subject to change without notice. The developer reserves the right to make revisions. The units are measured at typical floor in the building and columns may vary in size depending on the floor level. The Furnishings and accessories shown are for representation only. The length and width of the Unit and balcony varies depending on which floor and which orientation the unit is located within the building to comply with the building authority regulations.

UNIT 01 / 1ST FLOOR

2 BEDROOM TYPE - A

TYPICAL UNIT TYPE



TOTAL AREA

1352.38 SQ.FT. 125.64 SQ.M.

TOTAL INTERNAL AREA

1176.71 SQ.FT. 109.32 SQ.M.

TOTAL EXTERNAL AREA

175.67 SQ.FT. 16.32 SQ.M.

FLOOR PLATE

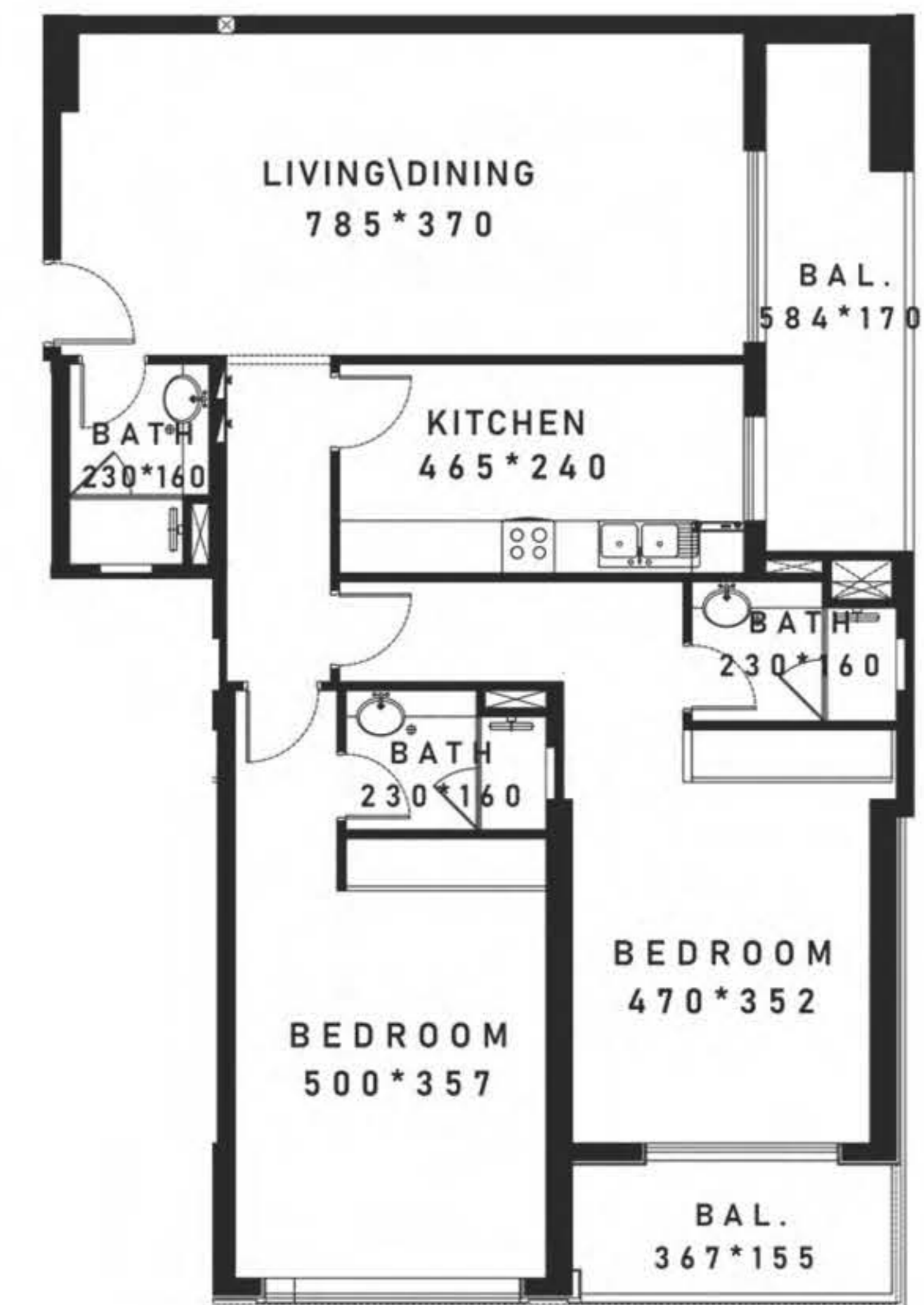


All drawings and dimensions are approximate. Drawings not to scale and are subject to change without notice. The developer reserves the right to make revisions. The units are measured at typical floor in the building and columns may vary in size depending on the floor level. The Furnishings and accessories shown are for representation only. The length and width of the Unit and balcony varies depending on which floor and which orientation the unit is located within the building to comply with the building authority regulations.

UNIT 09 / 1ST FLOOR

2 BEDROOM TYPE - B

TYPICAL UNIT TYPE



TOTAL AREA
1333.43 SQ.FT. 123.88 SQ.M.

TOTAL INTERNAL AREA
1148.62 SQ.FT. 106.71 SQ.M.

TOTAL EXTERNAL AREA
184.82 SQ.FT. 17.17 SQ.M.

FLOOR PLATE



All drawings and dimensions are approximate. Drawings not to scale and are subject to change without notice. The developer reserves the right to make revisions. The units are measured at typical floor in the building and columns may vary in size depending on the floor level. The Furnishings and accessories shown are for representation only. The length and width of the Unit and balcony varies depending on which floor and which orientation the unit is located within the building to comply with the building authority regulations.

UNIT 01 / 7TH FLOOR

2 BEDROOM TYPE - C

UNIT TYPE



TOTAL AREA

1363.57 SQ.FT. 126.68 SQ.M.

TOTAL INTERNAL AREA

1056.59 SQ.FT. 98.16 SQ.M.

TOTAL EXTERNAL AREA

306.99 SQ.FT. 28.52 SQ.M.

FLOOR PLATE

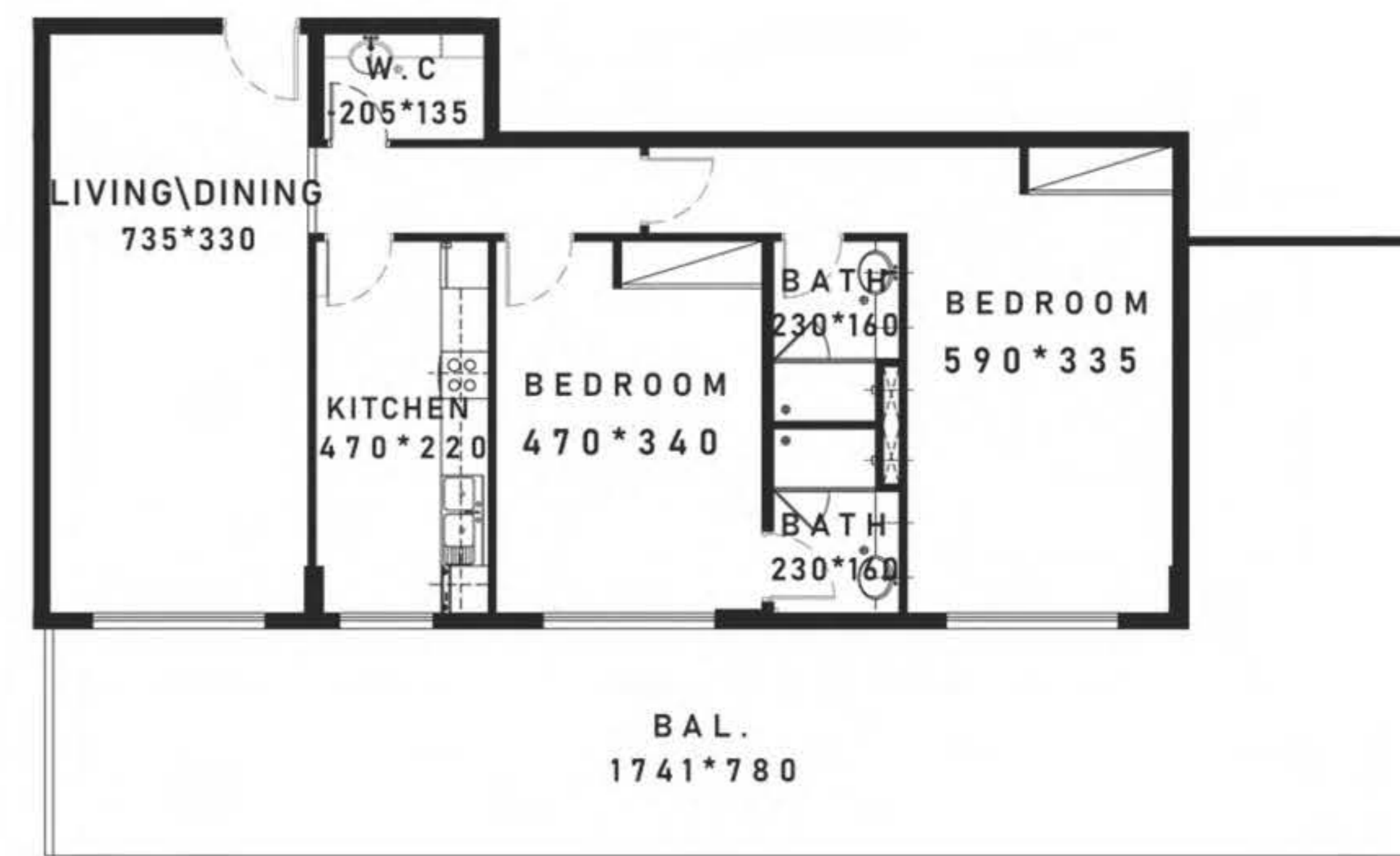


All drawings and dimensions are approximate. Drawings not to scale and are subject to change without notice. The developer reserves the right to make revisions. The units are measured at typical floor in the building and columns may vary in size depending on the floor level. The Furnishings and accessories shown are for representation only. The length and width of the Unit and balcony varies depending on which floor and which orientation the unit is located within the building to comply with the building authority regulations.

UNIT 07 / 7TH FLOOR

2 BEDROOM TYPE - D

UNIT TYPE

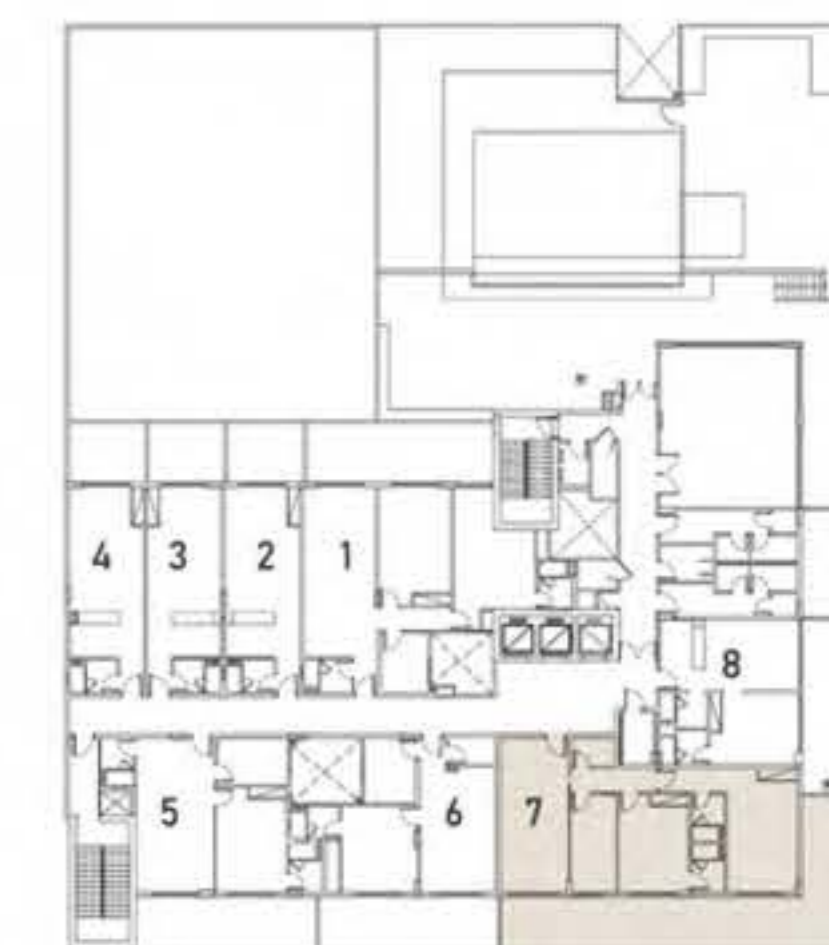


TOTAL AREA
1781.53 SQ.FT. 165.51 SQ.M.

TOTAL INTERNAL AREA
1042.92 SQ.FT. 96.89 SQ.M.

TOTAL EXTERNAL AREA
738.62 SQ.FT. 68.62 SQ.M.

FLOOR PLATE



All drawings and dimensions are approximate. Drawings not to scale and are subject to change without notice. The developer reserves the right to make revisions. The units are measured at typical floor in the building and columns may vary in size depending on the floor level. The Furnishings and accessories shown are for representation only. The length and width of the Unit and balcony varies depending on which floor and which orientation the unit is located within the building to comply with the building authority regulations.