



THE BEACH RESIDENCES

AT AL MARJAN ISLAND

FLOOR PLANS

By



RANGE
RAS AL KHAIMAH





THE BEACH RESIDENCES
AT AL MARJAN ISLAND



RANGE
RAS AL KHAIMAH

EAST WING FLOOR 01

UNIT - E 101

STUDIO

Internal living Area
516.01 sq.ft.

Outdoor Living Area
1140.34 sq.ft.

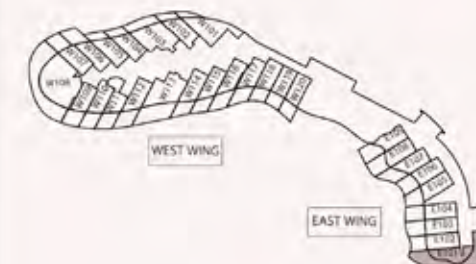
Total Living Area
1656.35 sq.ft.

DISCLAIMER:

All measurements are indicative and for marketing purposes only. All efforts have been made to ensure their accuracy, however these layouts are subject to change at the discretion of the developer and should not be relied upon as final. The actual area may vary from the stated area and the developer reserves the right to make any revisions / alterations, at its absolute discretion, without any liability whatsoever.



KEY PLAN



KEY ELEVATION



UNIT - E 102

STUDIO

Internal living Area
516.19 sq.ft.

Outdoor Living Area
243.54 sq.ft.

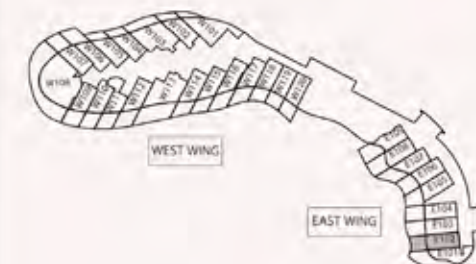
Total Living Area
744.74 sq.ft.

DISCLAIMER:


All measurements are indicative and for marketing purposes only. All efforts have been made to ensure their accuracy, however these layouts are subject to change at the discretion of the developer and should not be relied upon as final. The actual area may vary from the stated area and the developer reserves the right to make any revisions / alterations, at its absolute discretion, without any liability whatsoever.



KEY PLAN



KEY ELEVATION



UNIT - E 103

STUDIO

Internal living Area
494.52 sq.ft.

Outdoor Living Area
289.44 sq.ft.

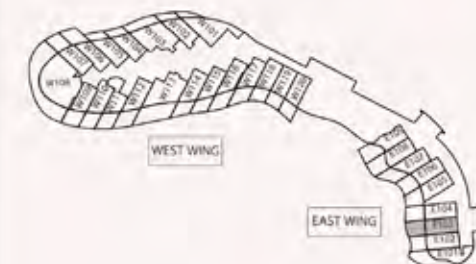
Total Living Area
783.96 sq.ft.

DISCLAIMER:


All measurements are indicative and for marketing purposes only. All efforts have been made to ensure their accuracy, however these layouts are subject to change at the discretion of the developer and should not be relied upon as final. The actual area may vary from the stated area and the developer reserves the right to make any revisions / alterations, at its absolute discretion, without any liability whatsoever.



KEY PLAN



KEY ELEVATION



UNIT - E 104

STUDIO

Internal living Area
478.10 sq.ft.

Outdoor Living Area
294.93 sq.ft.

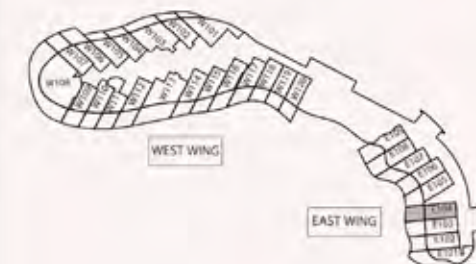
Total Living Area
773.04 sq.ft.

DISCLAIMER:


All measurements are indicative and for marketing purposes only. All efforts have been made to ensure their accuracy, however these layouts are subject to change at the discretion of the developer and should not be relied upon as final. The actual area may vary from the stated area and the developer reserves the right to make any revisions / alterations, at its absolute discretion, without any liability whatsoever.



KEY PLAN



KEY ELEVATION



UNIT - E 105

STUDIO

Internal living Area
507.13 sq.ft.

Outdoor Living Area
281.42 sq.ft.

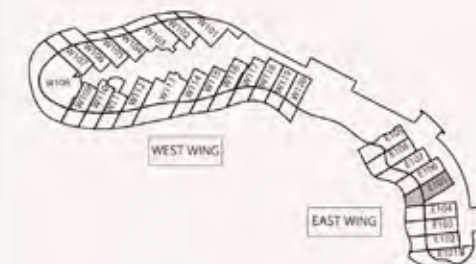
Total Living Area
788.55 sq.ft.

DISCLAIMER:


All measurements are indicative and for marketing purposes only. All efforts have been made to ensure their accuracy, however these layouts are subject to change at the discretion of the developer and should not be relied upon as final. The actual area may vary from the stated area and the developer reserves the right to make any revisions / alterations, at its absolute discretion, without any liability whatsoever.



KEY PLAN



KEY ELEVATION



UNIT - E 106

STUDIO

Internal living Area
484.69 sq.ft.

Outdoor Living Area
280.78 sq.ft.

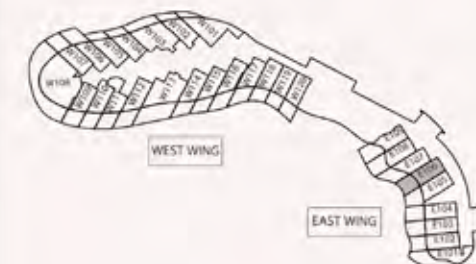
Total Living Area
765.47 sq.ft.

DISCLAIMER:


All measurements are indicative and for marketing purposes only. All efforts have been made to ensure their accuracy, however these layouts are subject to change at the discretion of the developer and should not be relied upon as final. The actual area may vary from the stated area and the developer reserves the right to make any revisions / alterations, at its absolute discretion, without any liability whatsoever.



KEY PLAN



KEY ELEVATION



UNIT - E 107

STUDIO

Internal living Area
501.88 sq.ft.

Outdoor Living Area
286.26 sq.ft.

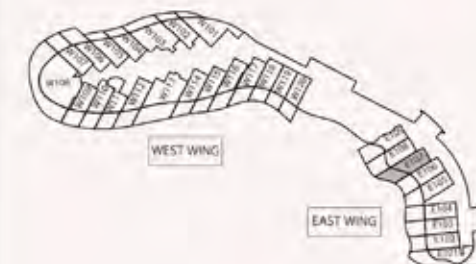
Total Living Area
788.14 sq.ft.

DISCLAIMER:


All measurements are indicative and for marketing purposes only. All efforts have been made to ensure their accuracy, however these layouts are subject to change at the discretion of the developer and should not be relied upon as final. The actual area may vary from the stated area and the developer reserves the right to make any revisions / alterations, at its absolute discretion, without any liability whatsoever.



KEY PLAN



KEY ELEVATION



UNIT - E 108

STUDIO

Internal living Area
487.55 sq.ft.

Outdoor Living Area
313.80 sq.ft.

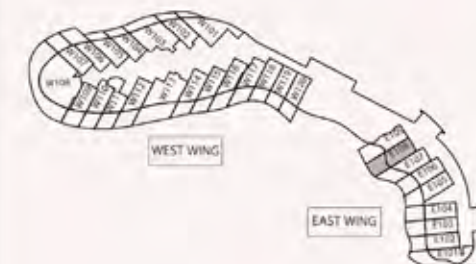
Total Living Area
801.35 sq.ft.

DISCLAIMER:


All measurements are indicative and for marketing purposes only. All efforts have been made to ensure their accuracy, however these layouts are subject to change at the discretion of the developer and should not be relied upon as final. The actual area may vary from the stated area and the developer reserves the right to make any revisions / alterations, at its absolute discretion, without any liability whatsoever.



KEY PLAN



KEY ELEVATION



UNIT - E 109

STUDIO

Internal living Area
435.92 sq.ft.

Outdoor Living Area
315.97 sq.ft.

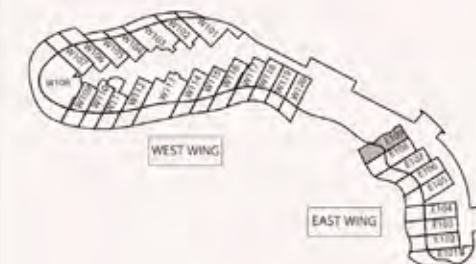
Total Living Area
751.89 sq.ft.

DISCLAIMER:


All measurements are indicative and for marketing purposes only. All efforts have been made to ensure their accuracy, however these layouts are subject to change at the discretion of the developer and should not be relied upon as final. The actual area may vary from the stated area and the developer reserves the right to make any revisions / alterations, at its absolute discretion, without any liability whatsoever.



KEY PLAN



KEY ELEVATION





THE BEACH RESIDENCES
AT AL MARJAN ISLAND



RANGE
RAS AL KHAIMAH

EAST WING FLOOR 02

UNIT - E 201

STUDIO

Internal living Area
516.01 sq.ft.

Outdoor Living Area
169.08 sq.ft.

Total Living Area
685.09 sq.ft.

DISCLAIMER:


All measurements are indicative and for marketing purposes only. All efforts have been made to ensure their accuracy, however these layouts are subject to change at the discretion of the developer and should not be relied upon as final. The actual area may vary from the stated area and the developer reserves the right to make any revisions / alterations, at its absolute discretion, without any liability whatsoever.



KEY PLAN



KEY ELEVATION



UNIT - E 202

STUDIO

Internal living Area
501.19 sq.ft.

Outdoor Living Area
136.36 sq.ft.

Total Living Area
637.55 sq.ft.

DISCLAIMER:

All measurements are indicative and for marketing purposes only. All efforts have been made to ensure their accuracy, however these layouts are subject to change at the discretion of the developer and should not be relied upon as final. The actual area may vary from the stated area and the developer reserves the right to make any revisions / alterations, at its absolute discretion, without any liability whatsoever.



KEY PLAN



KEY ELEVATION



UNIT - E 203

STUDIO

Internal living Area
494.52 sq.ft.

Outdoor Living Area
141.13 sq.ft.

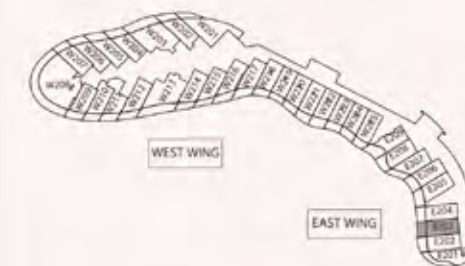
Total Living Area
635.65 sq.ft.

DISCLAIMER:


All measurements are indicative and for marketing purposes only. All efforts have been made to ensure their accuracy, however these layouts are subject to change at the discretion of the developer and should not be relied upon as final. The actual area may vary from the stated area and the developer reserves the right to make any revisions / alterations, at its absolute discretion, without any liability whatsoever.



KEY PLAN



KEY ELEVATION



UNIT - E 204

STUDIO

Internal living Area
478.10 sq.ft.

Outdoor Living Area
139.65 sq.ft.

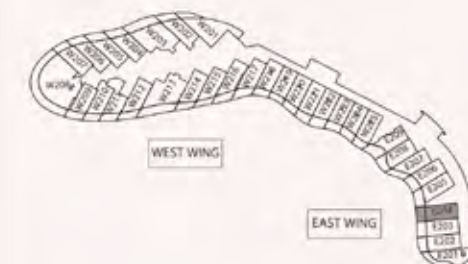
Total Living Area
617.75 sq.ft.

DISCLAIMER:


All measurements are indicative and for marketing purposes only. All efforts have been made to ensure their accuracy, however these layouts are subject to change at the discretion of the developer and should not be relied upon as final. The actual area may vary from the stated area and the developer reserves the right to make any revisions / alterations, at its absolute discretion, without any liability whatsoever.



KEY PLAN



KEY ELEVATION



UNIT - E 205

STUDIO

Internal living Area
507.13 sq.ft.

Outdoor Living Area
168.72 sq.ft.

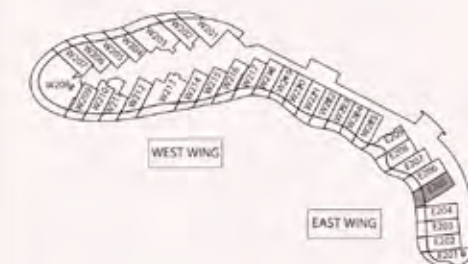
Total Living Area
675.85 sq.ft.

DISCLAIMER:


All measurements are indicative and for marketing purposes only. All efforts have been made to ensure their accuracy, however these layouts are subject to change at the discretion of the developer and should not be relied upon as final. The actual area may vary from the stated area and the developer reserves the right to make any revisions / alterations, at its absolute discretion, without any liability whatsoever.



KEY PLAN



KEY ELEVATION



UNIT - E 206

STUDIO

Internal living Area
484.69 sq.ft.

Outdoor Living Area
151.97 sq.ft.

Total Living Area
636.66 sq.ft.

DISCLAIMER:


All measurements are indicative and for marketing purposes only. All efforts have been made to ensure their accuracy, however these layouts are subject to change at the discretion of the developer and should not be relied upon as final. The actual area may vary from the stated area and the developer reserves the right to make any revisions / alterations, at its absolute discretion, without any liability whatsoever.



KEY PLAN



KEY ELEVATION



UNIT - E 207

STUDIO

Internal living Area
501.88 sq.ft.

Outdoor Living Area
133.07 sq.ft.

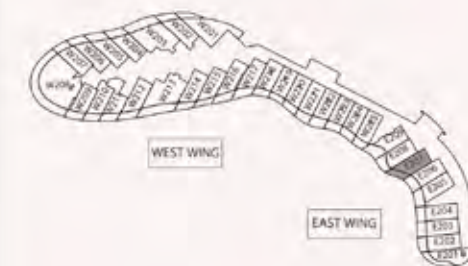
Total Living Area
634.95 sq.ft.

DISCLAIMER:


All measurements are indicative and for marketing purposes only. All efforts have been made to ensure their accuracy, however these layouts are subject to change at the discretion of the developer and should not be relied upon as final. The actual area may vary from the stated area and the developer reserves the right to make any revisions / alterations, at its absolute discretion, without any liability whatsoever.



KEY PLAN



KEY ELEVATION



UNIT - E 208

STUDIO

Internal living Area
487.55 sq.ft.

Outdoor Living Area
149.14 sq.ft.

Total Living Area
636.69 sq.ft.

DISCLAIMER:


All measurements are indicative and for marketing purposes only. All efforts have been made to ensure their accuracy, however these layouts are subject to change at the discretion of the developer and should not be relied upon as final. The actual area may vary from the stated area and the developer reserves the right to make any revisions / alterations, at its absolute discretion, without any liability whatsoever.



KEY PLAN



KEY ELEVATION



UNIT - E 209

STUDIO

Internal living Area
435.92 sq.ft.

Outdoor Living Area
199.64 sq.ft.

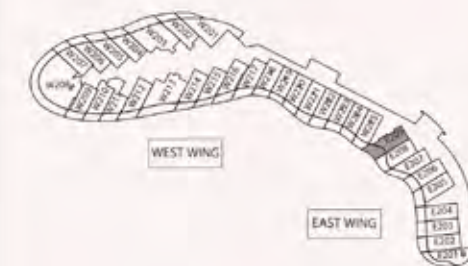
Total Living Area
635.56 sq.ft.

DISCLAIMER:

All measurements are indicative and for marketing purposes only. All efforts have been made to ensure their accuracy, however these layouts are subject to change at the discretion of the developer and should not be relied upon as final. The actual area may vary from the stated area and the developer reserves the right to make any revisions / alterations, at its absolute discretion, without any liability whatsoever.



KEY PLAN



KEY ELEVATION





THE BEACH RESIDENCES
AT AL MARJAN ISLAND



RANGE
RAS AL KHAIMAH

EAST WING FLOOR 03

UNIT - E 301

STUDIO

Internal living Area
516.01 sq.ft.

Outdoor Living Area
169.08 sq.ft.

Total Living Area
685.09 sq.ft.

DISCLAIMER:

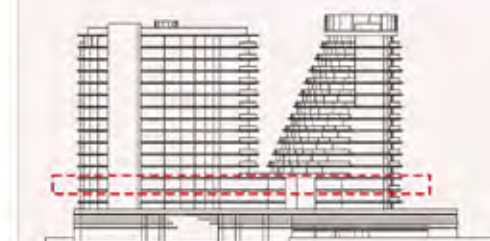
All measurements are indicative and for marketing purposes only. All efforts have been made to ensure their accuracy, however these layouts are subject to change at the discretion of the developer and should not be relied upon as final. The actual area may vary from the stated area and the developer reserves the right to make any revisions / alterations, at its absolute discretion, without any liability whatsoever.



KEY PLAN



KEY ELEVATION



UNIT - E 302

STUDIO

Internal living Area
501.19 sq.ft.

Outdoor Living Area
136.36 sq.ft.

Total Living Area
637.55 sq.ft.

DISCLAIMER:

All measurements are indicative and for marketing purposes only. All efforts have been made to ensure their accuracy, however these layouts are subject to change at the discretion of the developer and should not be relied upon as final. The actual area may vary from the stated area and the developer reserves the right to make any revisions / alterations, at its absolute discretion, without any liability whatsoever.



KEY PLAN



KEY ELEVATION



UNIT - E 303

STUDIO

Internal living Area
494.52 sq.ft.

Outdoor Living Area
141.13 sq.ft.

Total Living Area
635.65 sq.ft.

DISCLAIMER:

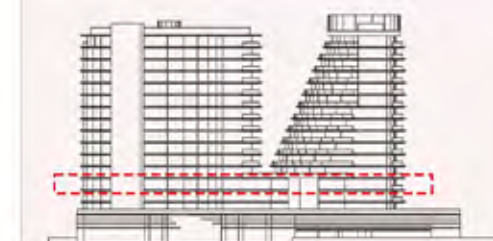
All measurements are indicative and for marketing purposes only. All efforts have been made to ensure their accuracy, however these layouts are subject to change at the discretion of the developer and should not be relied upon as final. The actual area may vary from the stated area and the developer reserves the right to make any revisions / alterations, at its absolute discretion, without any liability whatsoever.



KEY PLAN



KEY ELEVATION



UNIT - E 304

STUDIO

Internal living Area
478.10 sq.ft.

Outdoor Living Area
139.65 sq.ft.

Total Living Area
617.75 sq.ft.

DISCLAIMER:

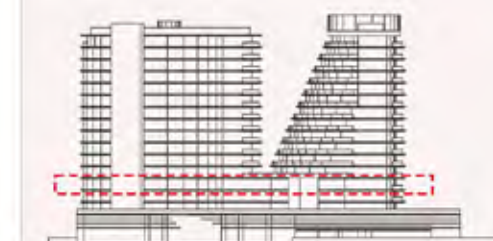
All measurements are indicative and for marketing purposes only. All efforts have been made to ensure their accuracy, however these layouts are subject to change at the discretion of the developer and should not be relied upon as final. The actual area may vary from the stated area and the developer reserves the right to make any revisions / alterations, at its absolute discretion, without any liability whatsoever.



KEY PLAN



KEY ELEVATION



UNIT - E 305

STUDIO

Internal living Area
507.13 sq.ft.

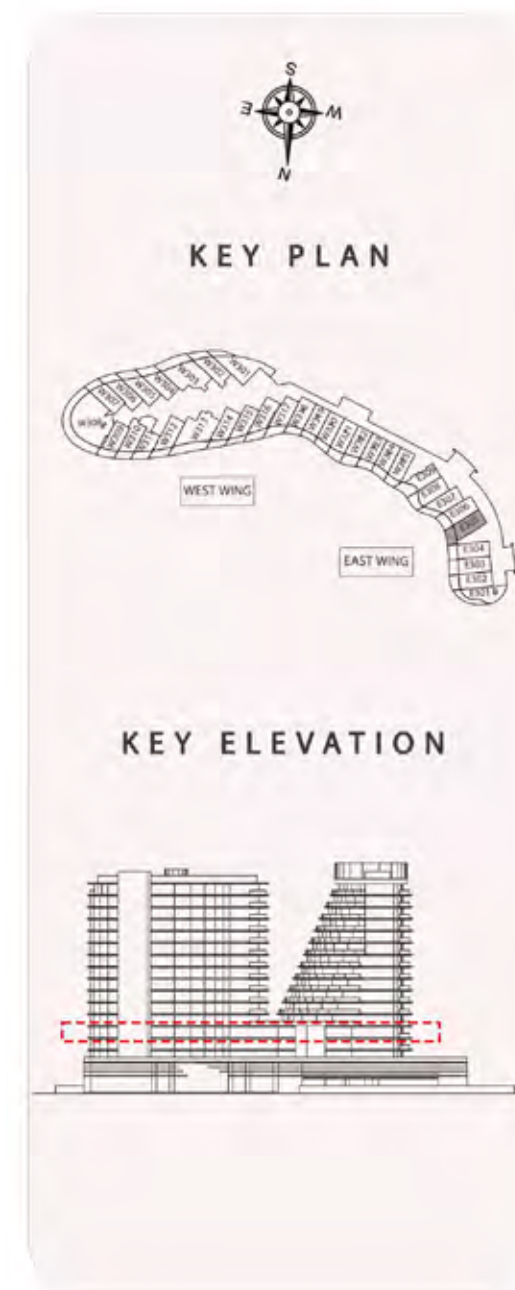
Outdoor Living Area
168.72 sq.ft.

Total Living Area
675.85 sq.ft.

DISCLAIMER:

All measurements are indicative and for marketing purposes only. All efforts have been made to ensure their accuracy, however these layouts are subject to change at the discretion of the developer and should not be relied upon as final.

The actual area may vary from the stated area and the developer reserves the right to make any revisions / alterations, at its absolute discretion, without any liability whatsoever.



UNIT - E 306

STUDIO

Internal living Area
484.69 sq.ft.

Outdoor Living Area
151.97 sq.ft.

Total Living Area
636.66 sq.ft.

DISCLAIMER:

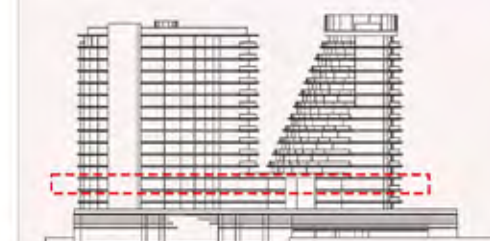
All measurements are indicative and for marketing purposes only. All efforts have been made to ensure their accuracy, however these layouts are subject to change at the discretion of the developer and should not be relied upon as final. The actual area may vary from the stated area and the developer reserves the right to make any revisions / alterations, at its absolute discretion, without any liability whatsoever.



KEY PLAN



KEY ELEVATION



UNIT - E 307

STUDIO

Internal living Area
501.88 sq.ft.

Outdoor Living Area
133.07 sq.ft.

Total Living Area
634.95 sq.ft.

DISCLAIMER:

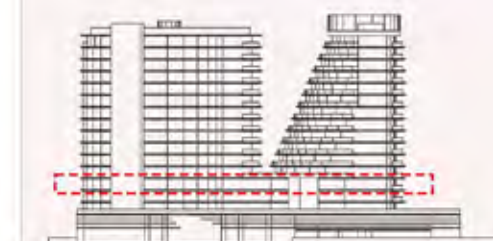
All measurements are indicative and for marketing purposes only. All efforts have been made to ensure their accuracy, however these layouts are subject to change at the discretion of the developer and should not be relied upon as final. The actual area may vary from the stated area and the developer reserves the right to make any revisions / alterations, at its absolute discretion, without any liability whatsoever.



KEY PLAN



KEY ELEVATION



UNIT - E 308

STUDIO

Internal living Area
487.55 sq.ft.

Outdoor Living Area
149.14 sq.ft.

Total Living Area
636.69 sq.ft.

DISCLAIMER:

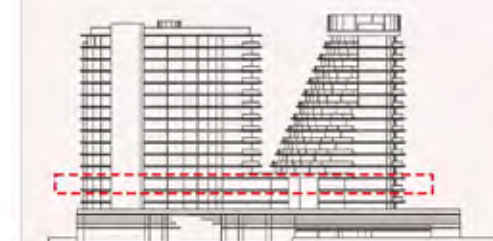
All measurements are indicative and for marketing purposes only. All efforts have been made to ensure their accuracy, however these layouts are subject to change at the discretion of the developer and should not be relied upon as final. The actual area may vary from the stated area and the developer reserves the right to make any revisions / alterations, at its absolute discretion, without any liability whatsoever.



KEY PLAN



KEY ELEVATION



UNIT - E 309

STUDIO

Internal living Area
435.92 sq.ft.

Outdoor Living Area
199.64 sq.ft.

Total Living Area
635.56 sq.ft.

DISCLAIMER:

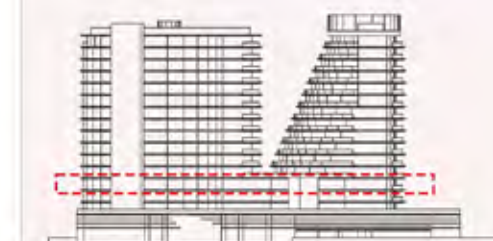
All measurements are indicative and for marketing purposes only. All efforts have been made to ensure their accuracy, however these layouts are subject to change at the discretion of the developer and should not be relied upon as final. The actual area may vary from the stated area and the developer reserves the right to make any revisions / alterations, at its absolute discretion, without any liability whatsoever.



KEY PLAN



KEY ELEVATION





THE BEACH RESIDENCES
AT AL MARJAN ISLAND



RANGE
RAS AL KHAIMAH

EAST WING FLOOR 04

UNIT - E 401

STUDIO

Internal living Area
516.01 sq.ft.

Outdoor Living Area
169.08 sq.ft.

Total Living Area
685.09 sq.ft.

DISCLAIMER:


All measurements are indicative and for marketing purposes only. All efforts have been made to ensure their accuracy, however these layouts are subject to change at the discretion of the developer and should not be relied upon as final. The actual area may vary from the stated area and the developer reserves the right to make any revisions / alterations, at its absolute discretion, without any liability whatsoever.



KEY PLAN



KEY ELEVATION



UNIT - E 402

STUDIO

Internal living Area
501.19 sq.ft.

Outdoor Living Area
136.36 sq.ft.

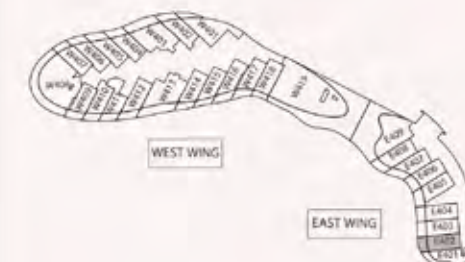
Total Living Area
637.55 sq.ft.

DISCLAIMER:

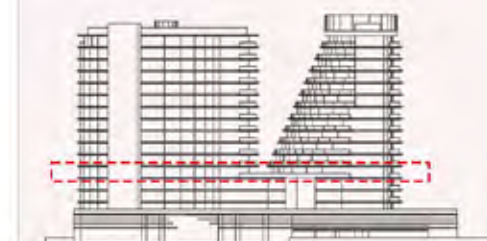
All measurements are indicative and for marketing purposes only. All efforts have been made to ensure their accuracy, however these layouts are subject to change at the discretion of the developer and should not be relied upon as final. The actual area may vary from the stated area and the developer reserves the right to make any revisions / alterations, at its absolute discretion, without any liability whatsoever.



KEY PLAN



KEY ELEVATION



UNIT - E 403

STUDIO

Internal living Area
494.52 sq.ft.

Outdoor Living Area
141.13 sq.ft.

Total Living Area
635.65 sq.ft.

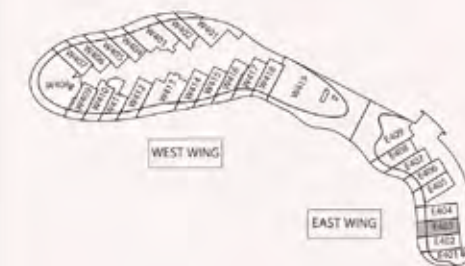
DISCLAIMER:

All measurements are indicative and for marketing purposes only. All efforts have been made to ensure their accuracy, however these layouts are subject to change at the discretion of the developer and should not be relied upon as final.

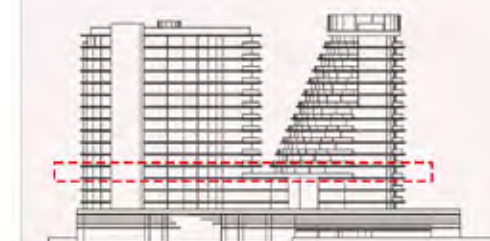
The actual area may vary from the stated area and the developer reserves the right to make any revisions / alterations, at its absolute discretion, without any liability whatsoever.



KEY PLAN



KEY ELEVATION



UNIT - E 404

STUDIO

Internal living Area
478.10 sq.ft.

Outdoor Living Area
139.65 sq.ft.

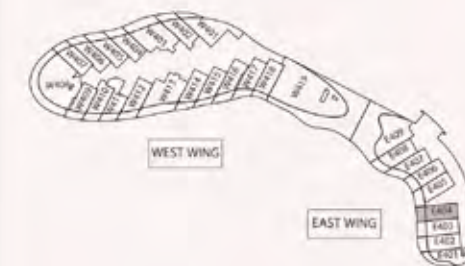
Total Living Area
617.75 sq.ft.

DISCLAIMER:

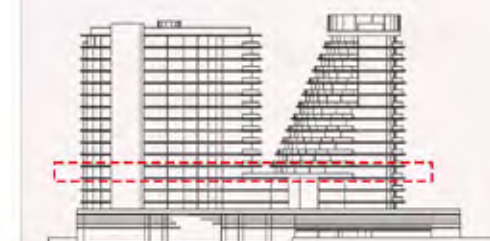
All measurements are indicative and for marketing purposes only. All efforts have been made to ensure their accuracy, however these layouts are subject to change at the discretion of the developer and should not be relied upon as final. The actual area may vary from the stated area and the developer reserves the right to make any revisions / alterations, at its absolute discretion, without any liability whatsoever.



KEY PLAN



KEY ELEVATION



UNIT - E 405

STUDIO

Internal living Area
507.13 sq.ft.

Outdoor Living Area
168.72 sq.ft.

Total Living Area
675.85 sq.ft.

DISCLAIMER:

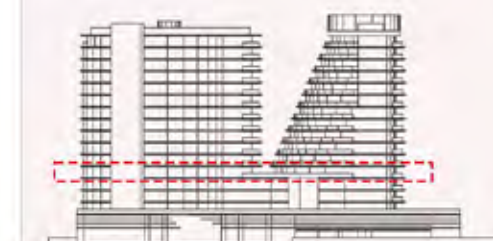
All measurements are indicative and for marketing purposes only. All efforts have been made to ensure their accuracy, however these layouts are subject to change at the discretion of the developer and should not be relied upon as final. The actual area may vary from the stated area and the developer reserves the right to make any revisions / alterations, at its absolute discretion, without any liability whatsoever.



KEY PLAN



KEY ELEVATION



UNIT - E 406

STUDIO

Internal living Area
484.69 sq.ft.

Outdoor Living Area
151.97 sq.ft.

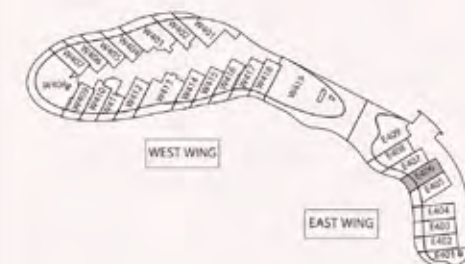
Total Living Area
636.66 sq.ft.

DISCLAIMER:


All measurements are indicative and for marketing purposes only. All efforts have been made to ensure their accuracy, however these layouts are subject to change at the discretion of the developer and should not be relied upon as final. The actual area may vary from the stated area and the developer reserves the right to make any revisions / alterations, at its absolute discretion, without any liability whatsoever.



KEY PLAN



KEY ELEVATION



UNIT - E 407

STUDIO

Internal living Area
483.24 sq.ft.

Outdoor Living Area
160.91 sq.ft.

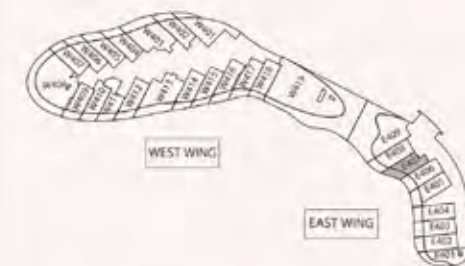
Total Living Area
644.15 sq.ft.

DISCLAIMER:


All measurements are indicative and for marketing purposes only. All efforts have been made to ensure their accuracy, however these layouts are subject to change at the discretion of the developer and should not be relied upon as final. The actual area may vary from the stated area and the developer reserves the right to make any revisions / alterations, at its absolute discretion, without any liability whatsoever.



KEY PLAN



KEY ELEVATION



UNIT - E 408

STUDIO

Internal living Area
549.30 sq.ft.

Outdoor Living Area
146.93 sq.ft.

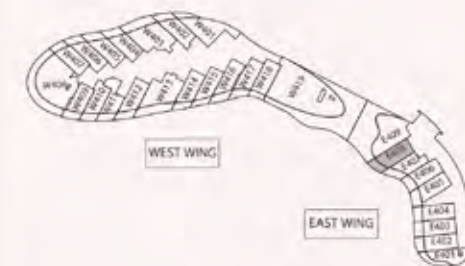
Total Living Area
696.23 sq.ft.

DISCLAIMER:


All measurements are indicative and for marketing purposes only. All efforts have been made to ensure their accuracy, however these layouts are subject to change at the discretion of the developer and should not be relied upon as final. The actual area may vary from the stated area and the developer reserves the right to make any revisions / alterations, at its absolute discretion, without any liability whatsoever.



KEY PLAN



KEY ELEVATION



UNIT - E 409

1 BEDROOM

Internal living Area
1010.07 sq.ft.

Outdoor Living Area
1193.23 sq.ft.

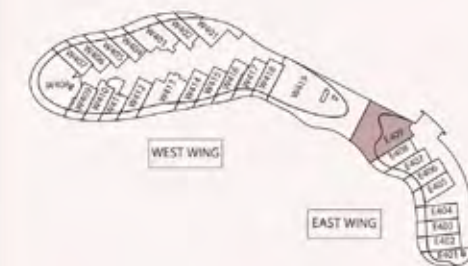
Total Living Area
2203.30 sq.ft.

DISCLAIMER:

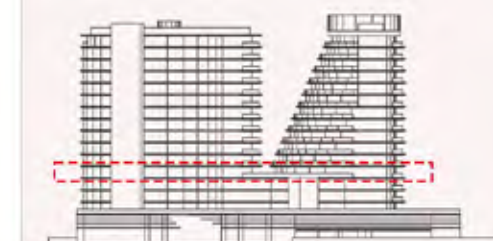
All measurements are indicative and for marketing purposes only. All efforts have been made to ensure their accuracy, however these layouts are subject to change at the discretion of the developer and should not be relied upon as final. The actual area may vary from the stated area and the developer reserves the right to make any revisions / alterations, at its absolute discretion, without any liability whatsoever.



KEY PLAN



KEY ELEVATION





THE BEACH RESIDENCES
AT AL MARJAN ISLAND



RANGE
RAS AL KHAIMAH

EAST WING FLOOR 05

UNIT - E 501

STUDIO

Internal living Area
516.01 sq.ft.

Outdoor Living Area
169.08 sq.ft.

Total Living Area
685.09 sq.ft.

DISCLAIMER:

All measurements are indicative and for marketing purposes only. All efforts have been made to ensure their accuracy, however these layouts are subject to change at the discretion of the developer and should not be relied upon as final. The actual area may vary from the stated area and the developer reserves the right to make any revisions / alterations, at its absolute discretion, without any liability whatsoever.



UNIT - E 502

STUDIO

Internal living Area
501.19 sq.ft.

Outdoor Living Area
136.36 sq.ft.

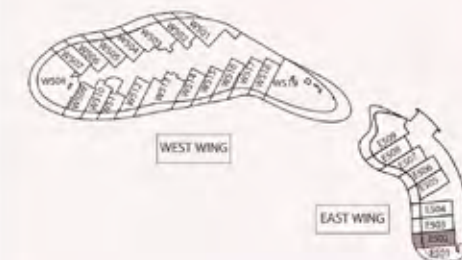
Total Living Area
637.55 sq.ft.

DISCLAIMER:

All measurements are indicative and for marketing purposes only. All efforts have been made to ensure their accuracy, however these layouts are subject to change at the discretion of the developer and should not be relied upon as final. The actual area may vary from the stated area and the developer reserves the right to make any revisions / alterations, at its absolute discretion, without any liability whatsoever.



KEY PLAN



KEY ELEVATION



UNIT - E 503

STUDIO

Internal living Area
494.52 sq.ft.

Outdoor Living Area
141.13 sq.ft.

Total Living Area
635.65 sq.ft.

DISCLAIMER:


All measurements are indicative and for marketing purposes only. All efforts have been made to ensure their accuracy, however these layouts are subject to change at the discretion of the developer and should not be relied upon as final. The actual area may vary from the stated area and the developer reserves the right to make any revisions / alterations, at its absolute discretion, without any liability whatsoever.



KEY PLAN



KEY ELEVATION



UNIT - E 504

STUDIO

Internal living Area
478.10 sq.ft.

Outdoor Living Area
139.65 sq.ft.

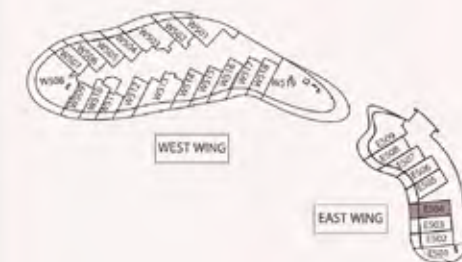
Total Living Area
617.75 sq.ft.

DISCLAIMER:

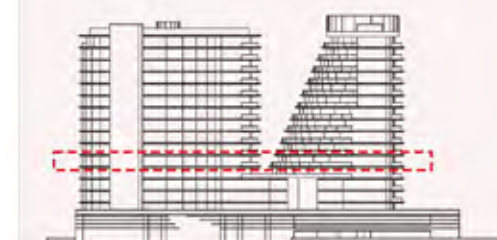
All measurements are indicative and for marketing purposes only. All efforts have been made to ensure their accuracy, however these layouts are subject to change at the discretion of the developer and should not be relied upon as final. The actual area may vary from the stated area and the developer reserves the right to make any revisions / alterations, at its absolute discretion, without any liability whatsoever.



KEY PLAN



KEY ELEVATION



UNIT - E 505

STUDIO

Internal living Area
507.13 sq.ft.

Outdoor Living Area
168.72 sq.ft.

Total Living Area
675.85 sq.ft.

DISCLAIMER:

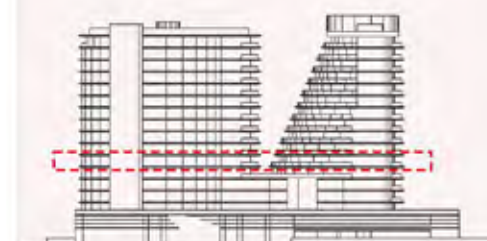
All measurements are indicative and for marketing purposes only. All efforts have been made to ensure their accuracy, however these layouts are subject to change at the discretion of the developer and should not be relied upon as final. The actual area may vary from the stated area and the developer reserves the right to make any revisions / alterations, at its absolute discretion, without any liability whatsoever.



KEY PLAN



KEY ELEVATION



UNIT - E 506

STUDIO

Internal living Area
484.69 sq.ft.

Outdoor Living Area
151.97 sq.ft.

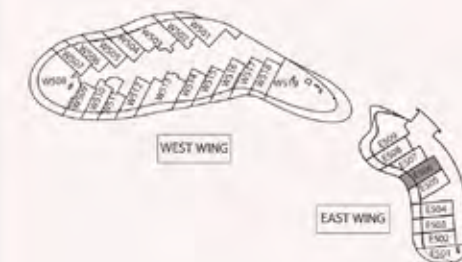
Total Living Area
636.66 sq.ft.

DISCLAIMER:

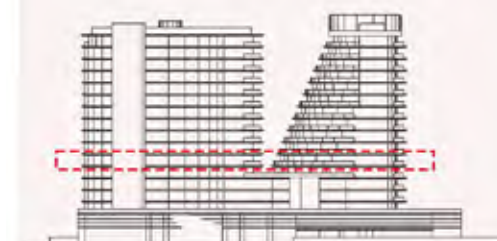
All measurements are indicative and for marketing purposes only. All efforts have been made to ensure their accuracy, however these layouts are subject to change at the discretion of the developer and should not be relied upon as final. The actual area may vary from the stated area and the developer reserves the right to make any revisions / alterations, at its absolute discretion, without any liability whatsoever.



KEY PLAN



KEY ELEVATION



UNIT - E 507

STUDIO

Internal living Area
483.30 sq.ft.

Outdoor Living Area
160.85 sq.ft.

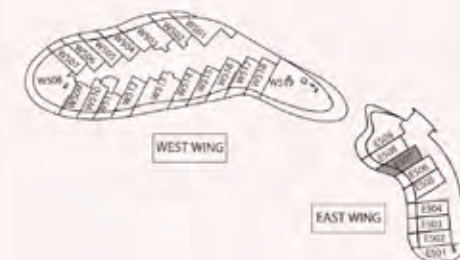
Total Living Area
644.15 sq.ft.

DISCLAIMER:

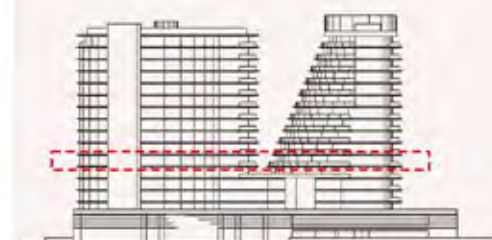
All measurements are indicative and for marketing purposes only. All efforts have been made to ensure their accuracy, however these layouts are subject to change at the discretion of the developer and should not be relied upon as final. The actual area may vary from the stated area and the developer reserves the right to make any revisions / alterations, at its absolute discretion, without any liability whatsoever.



KEY PLAN



KEY ELEVATION



UNIT - E 508

STUDIO

Internal living Area
549.30 sq.ft.

Outdoor Living Area
146.93 sq.ft.

Total Living Area
696.23 sq.ft.

DISCLAIMER:

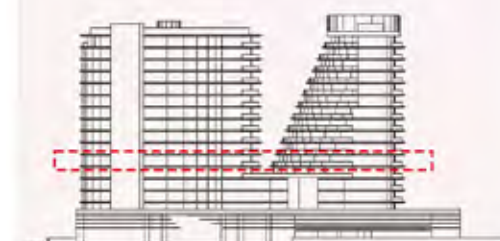
All measurements are indicative and for marketing purposes only. All efforts have been made to ensure their accuracy, however these layouts are subject to change at the discretion of the developer and should not be relied upon as final. The actual area may vary from the stated area and the developer reserves the right to make any revisions / alterations, at its absolute discretion, without any liability whatsoever.



KEY PLAN



KEY ELEVATION



UNIT - E 509

1 BEDROOM

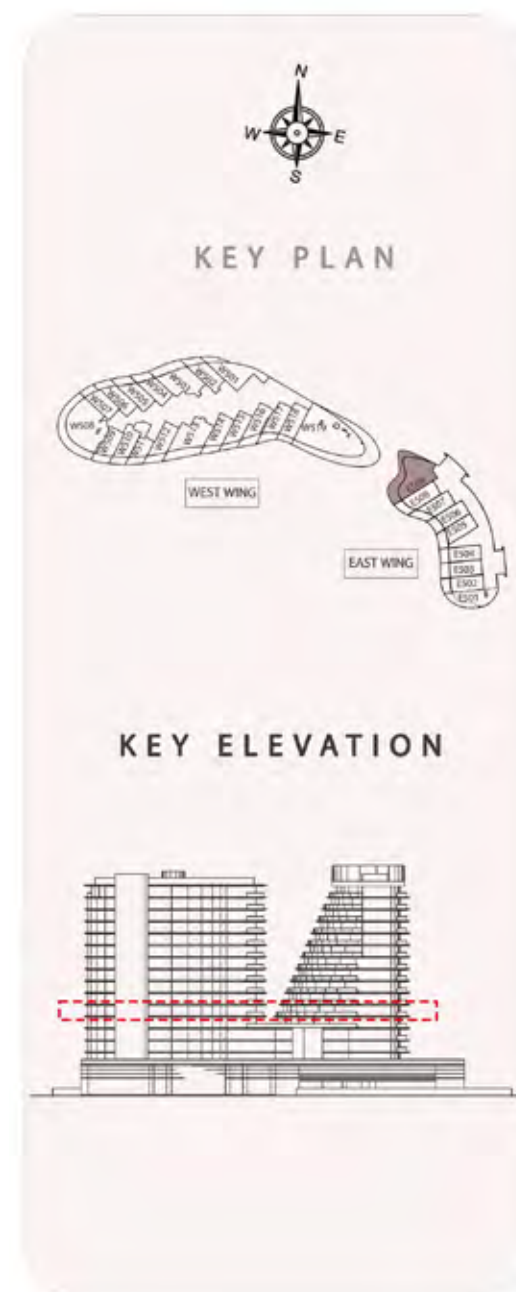
Internal living Area
1010.07 sq.ft.

Outdoor Living Area
498.64 sq.ft.

Total Living Area
1508.71 sq.ft.

DISCLAIMER:

All measurements are indicative and for marketing purposes only. All efforts have been made to ensure their accuracy, however these layouts are subject to change at the discretion of the developer and should not be relied upon as final. The actual area may vary from the stated area and the developer reserves the right to make any revisions / alterations, at its absolute discretion, without any liability whatsoever.





THE BEACH RESIDENCES
AT AL MARJAN ISLAND



RANGE
RAS AL KHAIMAH

EAST WING FLOOR 06

UNIT - E 601

STUDIO

Internal living Area
516.01 sq.ft.

Outdoor Living Area
169.08 sq.ft.

Total Living Area
685.09 sq.ft.

DISCLAIMER:


All measurements are indicative and for marketing purposes only. All efforts have been made to ensure their accuracy, however these layouts are subject to change at the discretion of the developer and should not be relied upon as final. The actual area may vary from the stated area and the developer reserves the right to make any revisions / alterations, at its absolute discretion, without any liability whatsoever.



KEY PLAN



KEY ELEVATION



UNIT - E 602

STUDIO

Internal living Area
501.19 sq.ft.

Outdoor Living Area
136.36 sq.ft.

Total Living Area
637.55 sq.ft.

DISCLAIMER:


All measurements are indicative and for marketing purposes only. All efforts have been made to ensure their accuracy, however these layouts are subject to change at the discretion of the developer and should not be relied upon as final. The actual area may vary from the stated area and the developer reserves the right to make any revisions / alterations, at its absolute discretion, without any liability whatsoever.



KEY PLAN



KEY ELEVATION



UNIT - E 603

STUDIO

Internal living Area
494.52 sq.ft.

Outdoor Living Area
141.13 sq.ft.

Total Living Area
635.65 sq.ft.

DISCLAIMER:


All measurements are indicative and for marketing purposes only. All efforts have been made to ensure their accuracy, however these layouts are subject to change at the discretion of the developer and should not be relied upon as final. The actual area may vary from the stated area and the developer reserves the right to make any revisions / alterations, at its absolute discretion, without any liability whatsoever.



KEY PLAN



KEY ELEVATION



UNIT - E 604

STUDIO

Internal living Area
478.10 sq.ft.

Outdoor Living Area
138.87 sq.ft.

Total Living Area
616.98 sq.ft.

DISCLAIMER:

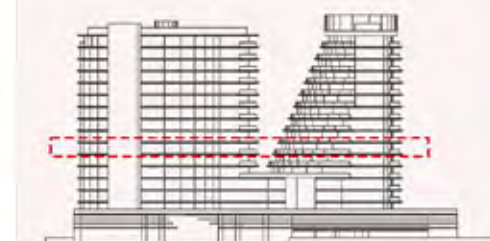
All measurements are indicative and for marketing purposes only. All efforts have been made to ensure their accuracy, however these layouts are subject to change at the discretion of the developer and should not be relied upon as final. The actual area may vary from the stated area and the developer reserves the right to make any revisions / alterations, at its absolute discretion, without any liability whatsoever.



KEY PLAN



KEY ELEVATION



UNIT - E 605

STUDIO

Internal living Area
507.13 sq.ft.

Outdoor Living Area
169.42 sq.ft.

Total Living Area
676.55 sq.ft.

DISCLAIMER:

All measurements are indicative and for marketing purposes only. All efforts have been made to ensure their accuracy, however these layouts are subject to change at the discretion of the developer and should not be relied upon as final. The actual area may vary from the stated area and the developer reserves the right to make any revisions / alterations, at its absolute discretion, without any liability whatsoever.



UNIT - E 606

STUDIO

Internal living Area
484.69 sq.ft.

Outdoor Living Area
151.97 sq.ft.

Total Living Area
636.66 sq.ft.

DISCLAIMER:

All measurements are indicative and for marketing purposes only. All efforts have been made to ensure their accuracy, however these layouts are subject to change at the discretion of the developer and should not be relied upon as final. The actual area may vary from the stated area and the developer reserves the right to make any revisions / alterations, at its absolute discretion, without any liability whatsoever.



KEY PLAN



KEY ELEVATION



UNIT - E 607

STUDIO

Internal living Area
483.30 sq.ft.

Outdoor Living Area
160.85 sq.ft.

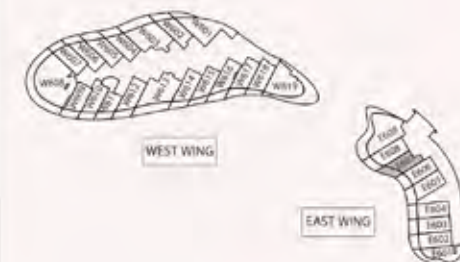
Total Living Area
644.15 sq.ft.

DISCLAIMER:

All measurements are indicative and for marketing purposes only. All efforts have been made to ensure their accuracy, however these layouts are subject to change at the discretion of the developer and should not be relied upon as final. The actual area may vary from the stated area and the developer reserves the right to make any revisions / alterations, at its absolute discretion, without any liability whatsoever.



KEY PLAN



KEY ELEVATION



UNIT - E 608

STUDIO

Internal living Area
549.23 sq.ft.

Outdoor Living Area
146.93 sq.ft.

Total Living Area
696.16 sq.ft.

DISCLAIMER:


All measurements are indicative and for marketing purposes only. All efforts have been made to ensure their accuracy, however these layouts are subject to change at the discretion of the developer and should not be relied upon as final. The actual area may vary from the stated area and the developer reserves the right to make any revisions / alterations, at its absolute discretion, without any liability whatsoever.



KEY PLAN



KEY ELEVATION



UNIT - E 609

1 BEDROOM

Internal living Area
1010.07 sq.ft.

Outdoor Living Area
498.64 sq.ft.

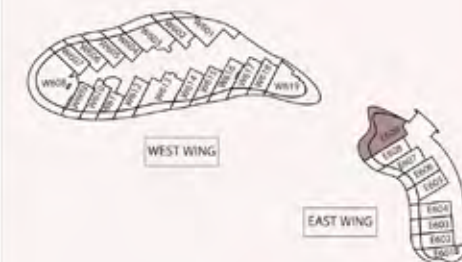
Total Living Area
1508.71 sq.ft.

DISCLAIMER:


All measurements are indicative and for marketing purposes only. All efforts have been made to ensure their accuracy, however these layouts are subject to change at the discretion of the developer and should not be relied upon as final. The actual area may vary from the stated area and the developer reserves the right to make any revisions / alterations, at its absolute discretion, without any liability whatsoever.



KEY PLAN



KEY ELEVATION





THE BEACH RESIDENCES
AT AL MARJAN ISLAND



RANGE
RAS AL KHAIMAH

EAST WING FLOOR 07

UNIT - E 701

STUDIO

Internal living Area
516.01 sq.ft.

Outdoor Living Area
169.08 sq.ft.

Total Living Area
685.09 sq.ft.

DISCLAIMER:


All measurements are indicative and for marketing purposes only. All efforts have been made to ensure their accuracy, however these layouts are subject to change at the discretion of the developer and should not be relied upon as final. The actual area may vary from the stated area and the developer reserves the right to make any revisions / alterations, at its absolute discretion, without any liability whatsoever.



KEY PLAN



KEY ELEVATION



UNIT - E 702

STUDIO

Internal living Area
501.19 sq.ft.

Outdoor Living Area
136.36 sq.ft.

Total Living Area
637.55 sq.ft.

DISCLAIMER:


All measurements are indicative and for marketing purposes only. All efforts have been made to ensure their accuracy, however these layouts are subject to change at the discretion of the developer and should not be relied upon as final. The actual area may vary from the stated area and the developer reserves the right to make any revisions / alterations, at its absolute discretion, without any liability whatsoever.



KEY PLAN



KEY ELEVATION



UNIT - E 703

STUDIO

Internal living Area
494.52 sq.ft.

Outdoor Living Area
141.13 sq.ft.

Total Living Area
635.65 sq.ft.

DISCLAIMER:

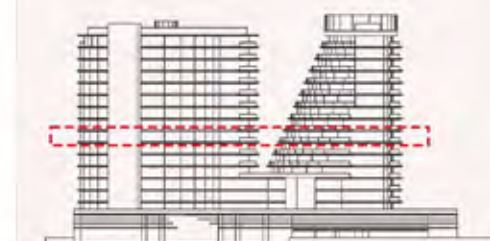
All measurements are indicative and for marketing purposes only. All efforts have been made to ensure their accuracy, however these layouts are subject to change at the discretion of the developer and should not be relied upon as final. The actual area may vary from the stated area and the developer reserves the right to make any revisions / alterations, at its absolute discretion, without any liability whatsoever.



KEY PLAN



KEY ELEVATION



UNIT - E 704

STUDIO

Internal living Area
478.10 sq.ft.

Outdoor Living Area
138.87 sq.ft.

Total Living Area
616.98 sq.ft.

DISCLAIMER:

All measurements are indicative and for marketing purposes only. All efforts have been made to ensure their accuracy, however these layouts are subject to change at the discretion of the developer and should not be relied upon as final. The actual area may vary from the stated area and the developer reserves the right to make any revisions / alterations, at its absolute discretion, without any liability whatsoever.



KEY PLAN



KEY ELEVATION



UNIT - E 705

STUDIO

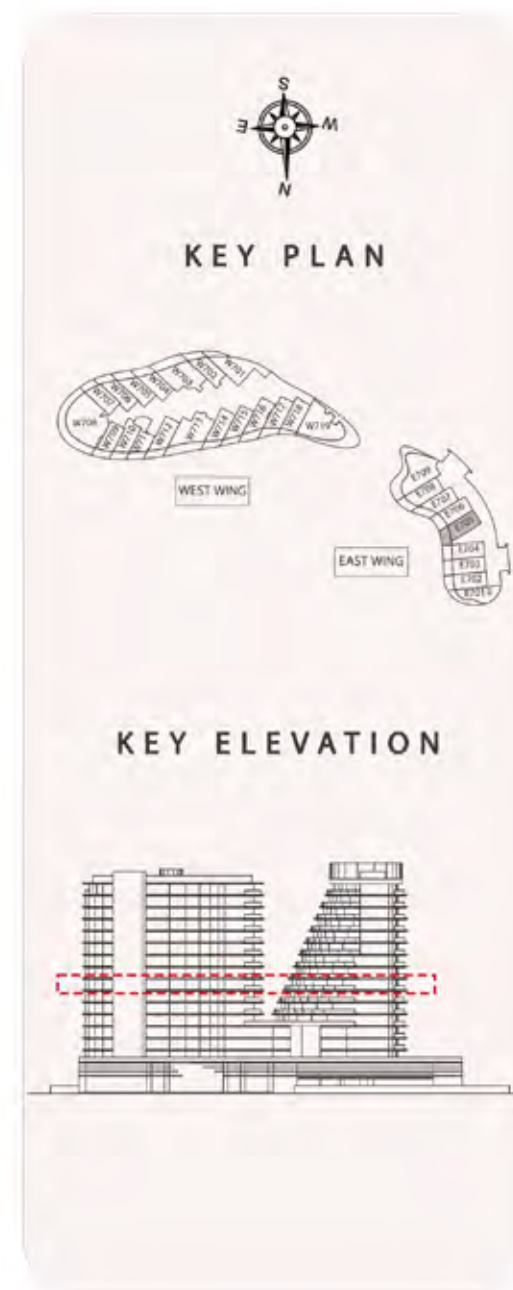
Internal living Area
507.13 sq.ft.

Outdoor Living Area
169.42 sq.ft.

Total Living Area
676.55 sq.ft.

DISCLAIMER:

All measurements are indicative and for marketing purposes only. All efforts have been made to ensure their accuracy, however these layouts are subject to change at the discretion of the developer and should not be relied upon as final. The actual area may vary from the stated area and the developer reserves the right to make any revisions / alterations, at its absolute discretion, without any liability whatsoever.



UNIT - E 706

STUDIO

Internal living Area
484.69 sq.ft.

Outdoor Living Area
151.97 sq.ft.

Total Living Area
636.66 sq.ft.

DISCLAIMER:

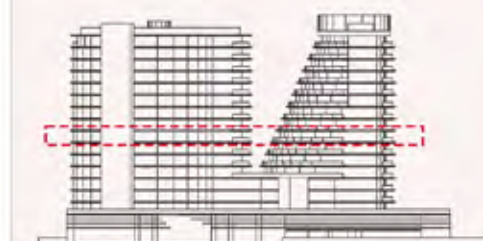
All measurements are indicative and for marketing purposes only. All efforts have been made to ensure their accuracy, however these layouts are subject to change at the discretion of the developer and should not be relied upon as final. The actual area may vary from the stated area and the developer reserves the right to make any revisions / alterations, at its absolute discretion, without any liability whatsoever.



KEY PLAN



KEY ELEVATION



UNIT - E 707

STUDIO

Internal living Area
483.30 sq.ft.

Outdoor Living Area
160.85 sq.ft.

Total Living Area
644.15 sq.ft.

DISCLAIMER:

All measurements are indicative and for marketing purposes only. All efforts have been made to ensure their accuracy, however these layouts are subject to change at the discretion of the developer and should not be relied upon as final. The actual area may vary from the stated area and the developer reserves the right to make any revisions / alterations, at its absolute discretion, without any liability whatsoever.



KEY PLAN



KEY ELEVATION



UNIT - E 708

STUDIO

Internal living Area
549.23 sq.ft.

Outdoor Living Area
146.93 sq.ft.

Total Living Area
696.17 sq.ft.

DISCLAIMER:

All measurements are indicative and for marketing purposes only. All efforts have been made to ensure their accuracy, however these layouts are subject to change at the discretion of the developer and should not be relied upon as final. The actual area may vary from the stated area and the developer reserves the right to make any revisions / alterations, at its absolute discretion, without any liability whatsoever.



UNIT - E 709

1 BEDROOM

Internal living Area
1010.07 sq.ft.

Outdoor Living Area
498.64 sq.ft.

Total Living Area
1508.71 sq.ft.

DISCLAIMER:

All measurements are indicative and for marketing purposes only. All efforts have been made to ensure their accuracy, however these layouts are subject to change at the discretion of the developer and should not be relied upon as final. The actual area may vary from the stated area and the developer reserves the right to make any revisions / alterations, at its absolute discretion, without any liability whatsoever.



KEY PLAN



KEY ELEVATION





THE BEACH RESIDENCES
AT AL MARJAN ISLAND



RANGE
RAS AL KHAIMAH

EAST WING FLOOR 08

UNIT - E 801

STUDIO

Internal living Area
516.01 sq.ft.

Outdoor Living Area
169.08 sq.ft.

Total Living Area
685.09 sq.ft.

DISCLAIMER:

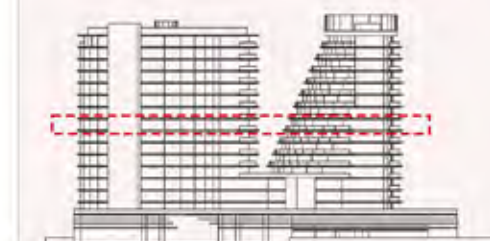
All measurements are indicative and for marketing purposes only. All efforts have been made to ensure their accuracy, however these layouts are subject to change at the discretion of the developer and should not be relied upon as final. The actual area may vary from the stated area and the developer reserves the right to make any revisions / alterations, at its absolute discretion, without any liability whatsoever.



KEY PLAN



KEY ELEVATION



UNIT - E 802

STUDIO

Internal living Area
502.32 sq.ft.

Outdoor Living Area
136.36 sq.ft.

Total Living Area
638.67 sq.ft.

DISCLAIMER:

All measurements are indicative and for marketing purposes only. All efforts have been made to ensure their accuracy, however these layouts are subject to change at the discretion of the developer and should not be relied upon as final. The actual area may vary from the stated area and the developer reserves the right to make any revisions / alterations, at its absolute discretion, without any liability whatsoever.



KEY PLAN



KEY ELEVATION



UNIT - E 803

STUDIO

Internal living Area
494.52 sq.ft.

Outdoor Living Area
141.13 sq.ft.

Total Living Area
635.65 sq.ft.

DISCLAIMER:

All measurements are indicative and for marketing purposes only. All efforts have been made to ensure their accuracy, however these layouts are subject to change at the discretion of the developer and should not be relied upon as final. The actual area may vary from the stated area and the developer reserves the right to make any revisions / alterations, at its absolute discretion, without any liability whatsoever.



KEY PLAN



KEY ELEVATION



UNIT - E 804

STUDIO

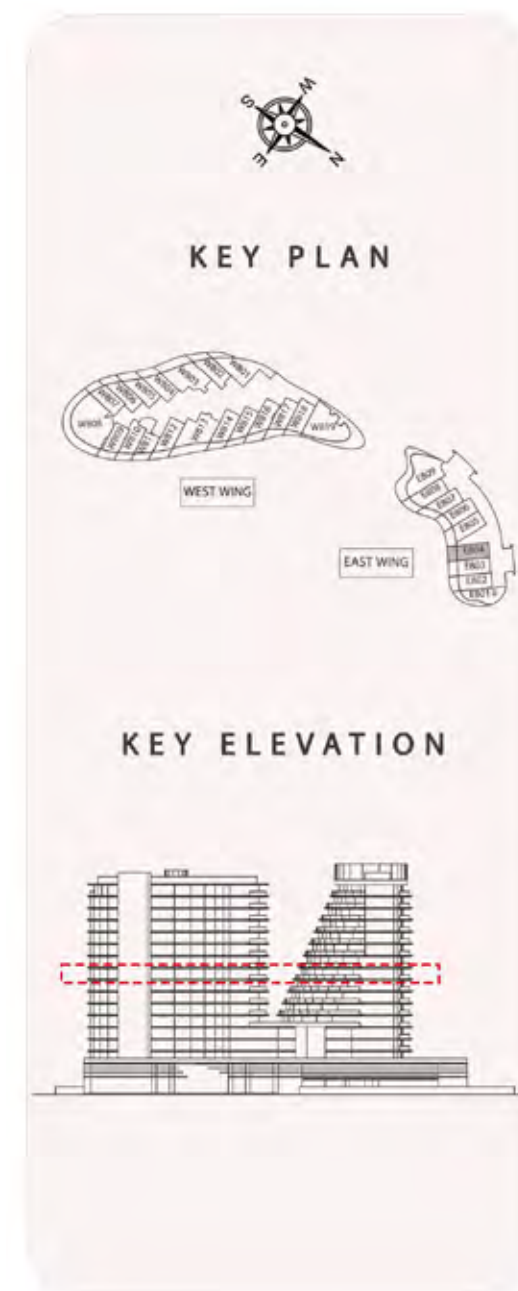
Internal living Area
478.10 sq.ft.

Outdoor Living Area
139.65 sq.ft.

Total Living Area
617.75 sq.ft.

DISCLAIMER:

All measurements are indicative and for marketing purposes only. All efforts have been made to ensure their accuracy, however these layouts are subject to change at the discretion of the developer and should not be relied upon as final. The actual area may vary from the stated area and the developer reserves the right to make any revisions / alterations, at its absolute discretion, without any liability whatsoever.



UNIT - E 805

STUDIO

Internal living Area
507.41 sq.ft.

Outdoor Living Area
168.72 sq.ft.

Total Living Area
676.14 sq.ft.

DISCLAIMER:

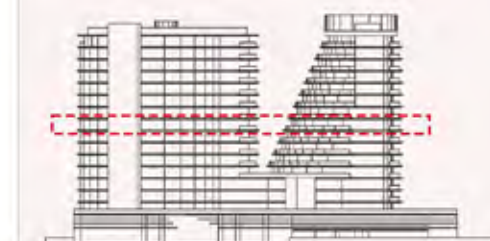
All measurements are indicative and for marketing purposes only. All efforts have been made to ensure their accuracy, however these layouts are subject to change at the discretion of the developer and should not be relied upon as final. The actual area may vary from the stated area and the developer reserves the right to make any revisions / alterations, at its absolute discretion, without any liability whatsoever.



KEY PLAN



KEY ELEVATION



UNIT - E 806

STUDIO

Internal living Area
484.69 sq.ft.

Outdoor Living Area
151.97 sq.ft.

Total Living Area
636.66 sq.ft.

DISCLAIMER:

All measurements are indicative and for marketing purposes only. All efforts have been made to ensure their accuracy, however these layouts are subject to change at the discretion of the developer and should not be relied upon as final. The actual area may vary from the stated area and the developer reserves the right to make any revisions / alterations, at its absolute discretion, without any liability whatsoever.



KEY PLAN



KEY ELEVATION



UNIT - E 807

STUDIO

Internal living Area
483.24 sq.ft.

Outdoor Living Area
160.91 sq.ft.

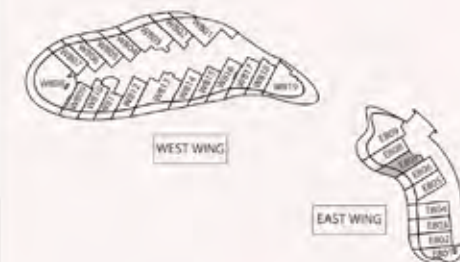
Total Living Area
644.15 sq.ft.

DISCLAIMER:

All measurements are indicative and for marketing purposes only. All efforts have been made to ensure their accuracy, however these layouts are subject to change at the discretion of the developer and should not be relied upon as final. The actual area may vary from the stated area and the developer reserves the right to make any revisions / alterations, at its absolute discretion, without any liability whatsoever.



KEY PLAN



KEY ELEVATION



UNIT - E 808

STUDIO

Internal living Area
549.23 sq.ft.

Outdoor Living Area
146.93 sq.ft.

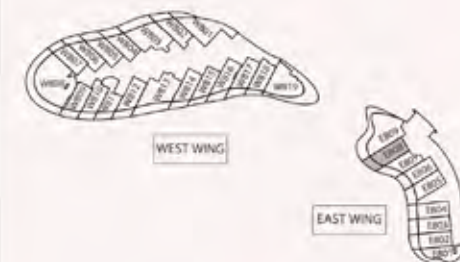
Total Living Area
696.17 sq.ft.

DISCLAIMER:

All measurements are indicative and for marketing purposes only. All efforts have been made to ensure their accuracy, however these layouts are subject to change at the discretion of the developer and should not be relied upon as final. The actual area may vary from the stated area and the developer reserves the right to make any revisions / alterations, at its absolute discretion, without any liability whatsoever.



KEY PLAN



KEY ELEVATION



UNIT - E 809

1 BEDROOM

Internal living Area
1010.07 sq.ft.

Outdoor Living Area
512.48 sq.ft.

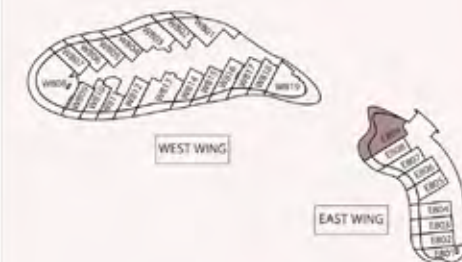
Total Living Area
1522.55 sq.ft.

DISCLAIMER:

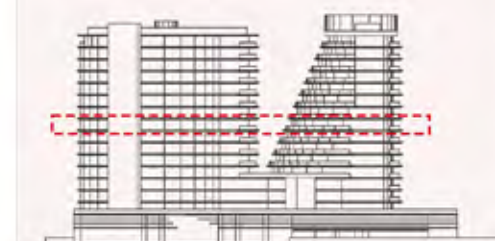
All measurements are indicative and for marketing purposes only. All efforts have been made to ensure their accuracy, however these layouts are subject to change at the discretion of the developer and should not be relied upon as final. The actual area may vary from the stated area and the developer reserves the right to make any revisions / alterations, at its absolute discretion, without any liability whatsoever.



KEY PLAN



KEY ELEVATION





THE BEACH RESIDENCES
AT AL MARJAN ISLAND



RANGE
RAS AL KHAIMAH

EAST WING FLOOR 09

UNIT - E 901

STUDIO

Internal living Area
516.01 sq.ft.

Outdoor Living Area
169.08 sq.ft.

Total Living Area
685.09 sq.ft.

DISCLAIMER:

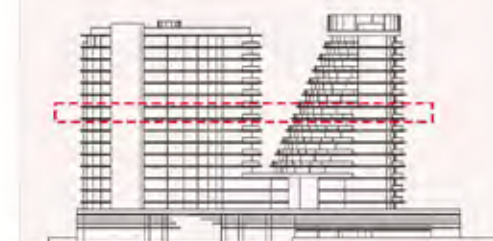
All measurements are indicative and for marketing purposes only. All efforts have been made to ensure their accuracy, however these layouts are subject to change at the discretion of the developer and should not be relied upon as final. The actual area may vary from the stated area and the developer reserves the right to make any revisions / alterations, at its absolute discretion, without any liability whatsoever.



KEY PLAN



KEY ELEVATION



UNIT - E 902

STUDIO

Internal living Area
502.32 sq.ft.

Outdoor Living Area
136.36 sq.ft.

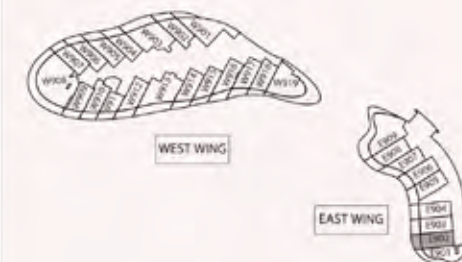
Total Living Area
638.67 sq.ft.

DISCLAIMER:


All measurements are indicative and for marketing purposes only. All efforts have been made to ensure their accuracy, however these layouts are subject to change at the discretion of the developer and should not be relied upon as final. The actual area may vary from the stated area and the developer reserves the right to make any revisions / alterations, at its absolute discretion, without any liability whatsoever.



KEY PLAN



KEY ELEVATION



UNIT - E 903

STUDIO

Internal living Area
494.52 sq.ft.

Outdoor Living Area
141.13 sq.ft.

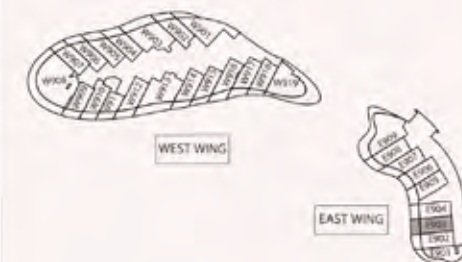
Total Living Area
635.65 sq.ft.

DISCLAIMER:

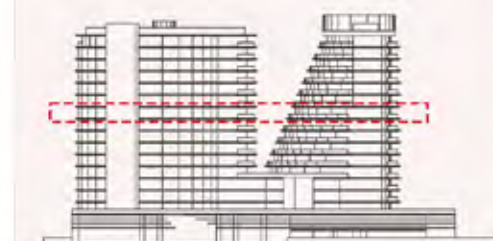
All measurements are indicative and for marketing purposes only. All efforts have been made to ensure their accuracy, however these layouts are subject to change at the discretion of the developer and should not be relied upon as final. The actual area may vary from the stated area and the developer reserves the right to make any revisions / alterations, at its absolute discretion, without any liability whatsoever.



KEY PLAN



KEY ELEVATION



UNIT - E 904

STUDIO

Internal living Area
478.10 sq.ft.

Outdoor Living Area
139.65 sq.ft.

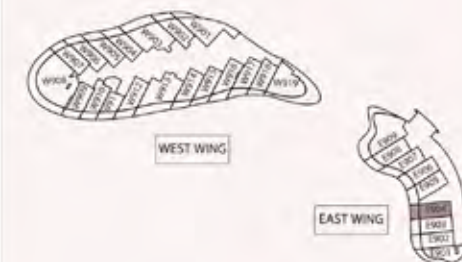
Total Living Area
617.75 sq.ft.

DISCLAIMER:

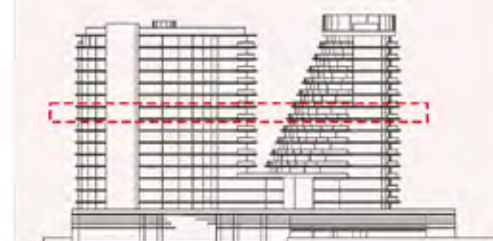
All measurements are indicative and for marketing purposes only. All efforts have been made to ensure their accuracy, however these layouts are subject to change at the discretion of the developer and should not be relied upon as final. The actual area may vary from the stated area and the developer reserves the right to make any revisions / alterations, at its absolute discretion, without any liability whatsoever.



KEY PLAN



KEY ELEVATION



UNIT - E 905

STUDIO

Internal living Area
507.41 sq.ft.

Outdoor Living Area
168.72 sq.ft.

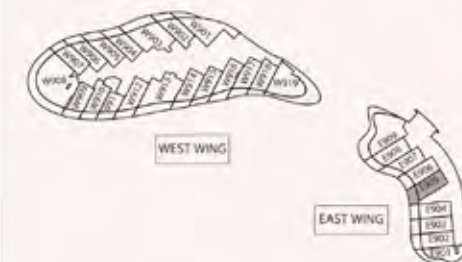
Total Living Area
676.14 sq.ft.

DISCLAIMER:


All measurements are indicative and for marketing purposes only. All efforts have been made to ensure their accuracy, however these layouts are subject to change at the discretion of the developer and should not be relied upon as final. The actual area may vary from the stated area and the developer reserves the right to make any revisions / alterations, at its absolute discretion, without any liability whatsoever.



KEY PLAN



KEY ELEVATION



UNIT - E 906

STUDIO

Internal living Area
484.69 sq.ft.

Outdoor Living Area
151.97 sq.ft.

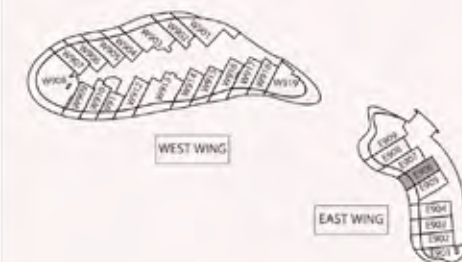
Total Living Area
636.66 sq.ft.

DISCLAIMER:

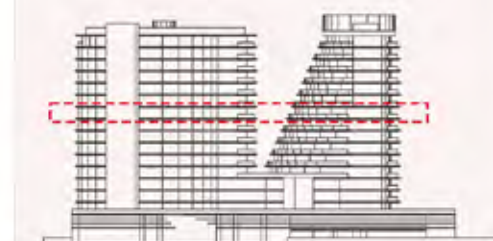
All measurements are indicative and for marketing purposes only. All efforts have been made to ensure their accuracy, however these layouts are subject to change at the discretion of the developer and should not be relied upon as final. The actual area may vary from the stated area and the developer reserves the right to make any revisions / alterations, at its absolute discretion, without any liability whatsoever.



KEY PLAN



KEY ELEVATION



UNIT - E 907

STUDIO

Internal living Area
483.24 sq.ft.

Outdoor Living Area
160.91 sq.ft.

Total Living Area
644.15 sq.ft.

DISCLAIMER:

All measurements are indicative and for marketing purposes only. All efforts have been made to ensure their accuracy, however these layouts are subject to change at the discretion of the developer and should not be relied upon as final. The actual area may vary from the stated area and the developer reserves the right to make any revisions / alterations, at its absolute discretion, without any liability whatsoever.



KEY PLAN



KEY ELEVATION



UNIT - E 908

STUDIO

Internal living Area
549.30 sq.ft.

Outdoor Living Area
146.93 sq.ft.

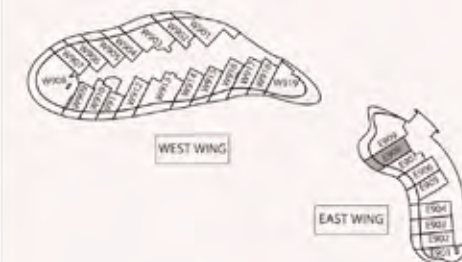
Total Living Area
696.23 sq.ft.

DISCLAIMER:


All measurements are indicative and for marketing purposes only. All efforts have been made to ensure their accuracy, however these layouts are subject to change at the discretion of the developer and should not be relied upon as final. The actual area may vary from the stated area and the developer reserves the right to make any revisions / alterations, at its absolute discretion, without any liability whatsoever.



KEY PLAN



KEY ELEVATION



UNIT - E 909

1 BEDROOM

Internal living Area
1010.07 sq.ft.

Outdoor Living Area
512.48 sq.ft.

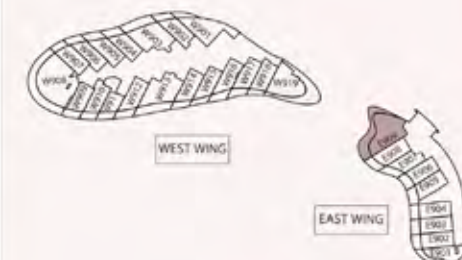
Total Living Area
1522.55 sq.ft.

DISCLAIMER:

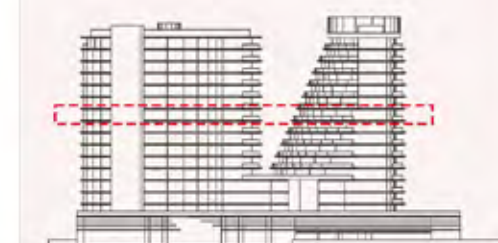
All measurements are indicative and for marketing purposes only. All efforts have been made to ensure their accuracy, however these layouts are subject to change at the discretion of the developer and should not be relied upon as final. The actual area may vary from the stated area and the developer reserves the right to make any revisions / alterations, at its absolute discretion, without any liability whatsoever.



KEY PLAN



KEY ELEVATION





THE BEACH RESIDENCES
AT AL MARJAN ISLAND



RANGE
RAS AL KHAIMAH

EAST WING FLOOR 10

UNIT - E 1001

STUDIO

Internal living Area
516.01 sq.ft.

Outdoor Living Area
169.08 sq.ft.

Total Living Area
685.09 sq.ft.

DISCLAIMER:

All measurements are indicative and for marketing purposes only. All efforts have been made to ensure their accuracy, however these layouts are subject to change at the discretion of the developer and should not be relied upon as final. The actual area may vary from the stated area and the developer reserves the right to make any revisions / alterations, at its absolute discretion, without any liability whatsoever.



UNIT - E 1002

STUDIO

Internal living Area
502.32 sq.ft.

Outdoor Living Area
136.36 sq.ft.

Total Living Area
638.67 sq.ft.

DISCLAIMER:

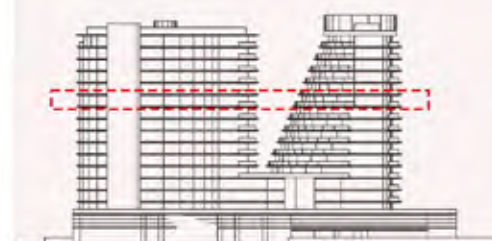
All measurements are indicative and for marketing purposes only. All efforts have been made to ensure their accuracy, however these layouts are subject to change at the discretion of the developer and should not be relied upon as final. The actual area may vary from the stated area and the developer reserves the right to make any revisions / alterations, at its absolute discretion, without any liability whatsoever.



KEY PLAN



KEY ELEVATION



UNIT - E 1003

STUDIO

Internal living Area
494.52 sq.ft.

Outdoor Living Area
141.13 sq.ft.

Total Living Area
635.65 sq.ft.

DISCLAIMER:

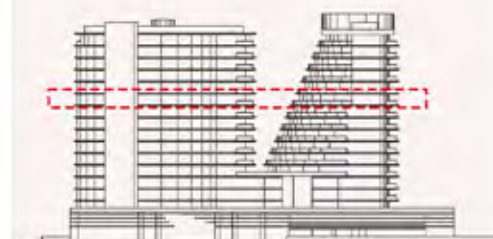
All measurements are indicative and for marketing purposes only. All efforts have been made to ensure their accuracy, however these layouts are subject to change at the discretion of the developer and should not be relied upon as final. The actual area may vary from the stated area and the developer reserves the right to make any revisions / alterations, at its absolute discretion, without any liability whatsoever.



KEY PLAN



KEY ELEVATION



UNIT - E 1004

STUDIO

Internal living Area
478.10 sq.ft.

Outdoor Living Area
139.65 sq.ft.

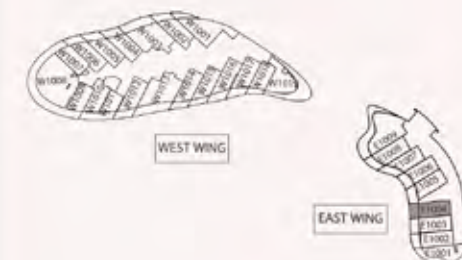
Total Living Area
617.75 sq.ft.

DISCLAIMER:

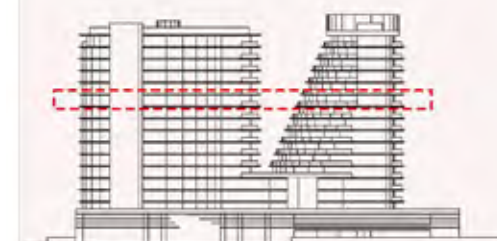
All measurements are indicative and for marketing purposes only. All efforts have been made to ensure their accuracy, however these layouts are subject to change at the discretion of the developer and should not be relied upon as final. The actual area may vary from the stated area and the developer reserves the right to make any revisions / alterations, at its absolute discretion, without any liability whatsoever.



KEY PLAN



KEY ELEVATION



UNIT - E 1005

STUDIO

Internal living Area
507.41 sq.ft.

Outdoor Living Area
168.72 sq.ft.

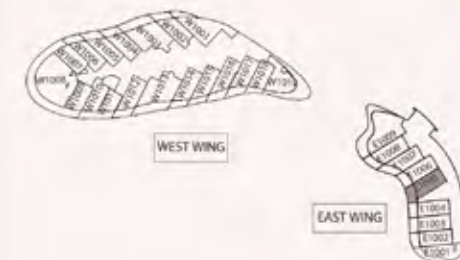
Total Living Area
676.14 sq.ft.

DISCLAIMER:

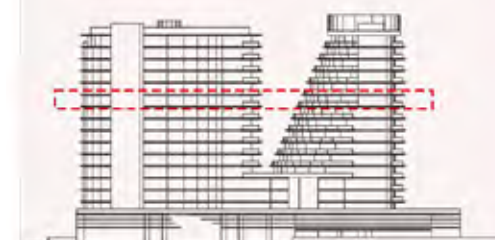
All measurements are indicative and for marketing purposes only. All efforts have been made to ensure their accuracy, however these layouts are subject to change at the discretion of the developer and should not be relied upon as final. The actual area may vary from the stated area and the developer reserves the right to make any revisions / alterations, at its absolute discretion, without any liability whatsoever.



KEY PLAN



KEY ELEVATION



UNIT - E 1006

STUDIO

Internal living Area
484.69 sq.ft.

Outdoor Living Area
151.97 sq.ft.

Total Living Area
636.66 sq.ft.

DISCLAIMER:

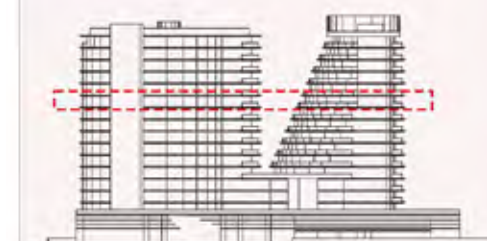
All measurements are indicative and for marketing purposes only. All efforts have been made to ensure their accuracy, however these layouts are subject to change at the discretion of the developer and should not be relied upon as final. The actual area may vary from the stated area and the developer reserves the right to make any revisions / alterations, at its absolute discretion, without any liability whatsoever.



KEY PLAN



KEY ELEVATION



UNIT - E 1007

STUDIO

Internal living Area
483.24 sq.ft.

Outdoor Living Area
160.91 sq.ft.

Total Living Area
644.15 sq.ft.

DISCLAIMER:


All measurements are indicative and for marketing purposes only. All efforts have been made to ensure their accuracy, however these layouts are subject to change at the discretion of the developer and should not be relied upon as final. The actual area may vary from the stated area and the developer reserves the right to make any revisions / alterations, at its absolute discretion, without any liability whatsoever.



KEY PLAN



KEY ELEVATION



UNIT - E 1008

STUDIO

Internal living Area
549.23 sq.ft.

Outdoor Living Area
146.93 sq.ft.

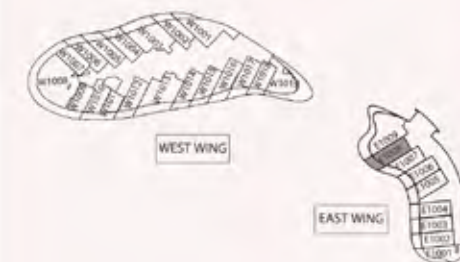
Total Living Area
696.17 sq.ft.

DISCLAIMER:


All measurements are indicative and for marketing purposes only. All efforts have been made to ensure their accuracy, however these layouts are subject to change at the discretion of the developer and should not be relied upon as final. The actual area may vary from the stated area and the developer reserves the right to make any revisions / alterations, at its absolute discretion, without any liability whatsoever.



KEY PLAN



KEY ELEVATION



UNIT - E 1009

1 BEDROOM

Internal living Area
1010.07 sq.ft.

Outdoor Living Area
512.48 sq.ft.

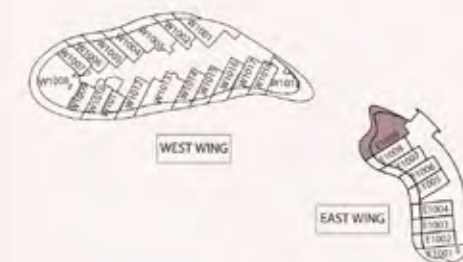
Total Living Area
1522.55 sq.ft.

DISCLAIMER:

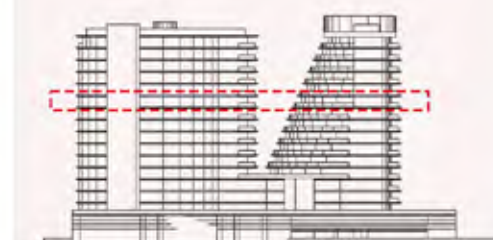
All measurements are indicative and for marketing purposes only. All efforts have been made to ensure their accuracy, however these layouts are subject to change at the discretion of the developer and should not be relied upon as final. The actual area may vary from the stated area and the developer reserves the right to make any revisions / alterations, at its absolute discretion, without any liability whatsoever.



KEY PLAN



KEY ELEVATION





THE BEACH RESIDENCES
AT AL MARJAN ISLAND



RANGE
RAS AL KHAIMAH

EAST WING FLOOR 11

UNIT - E 1101

STUDIO

Internal living Area
516.01 sq.ft.

Outdoor Living Area
169.08 sq.ft.

Total Living Area
685.09 sq.ft.

DISCLAIMER:

All measurements are indicative and for marketing purposes only. All efforts have been made to ensure their accuracy, however these layouts are subject to change at the discretion of the developer and should not be relied upon as final. The actual area may vary from the stated area and the developer reserves the right to make any revisions / alterations, at its absolute discretion, without any liability whatsoever.



UNIT - E 1102

STUDIO

Internal living Area
502.32 sq.ft.

Outdoor Living Area
136.36 sq.ft.

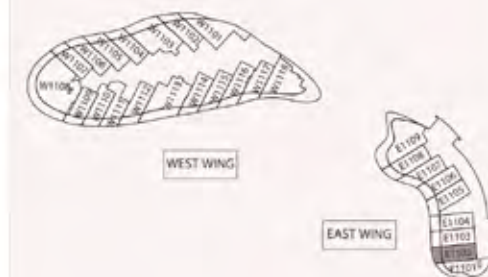
Total Living Area
638.67 sq.ft.

DISCLAIMER:

All measurements are indicative and for marketing purposes only. All efforts have been made to ensure their accuracy, however these layouts are subject to change at the discretion of the developer and should not be relied upon as final. The actual area may vary from the stated area and the developer reserves the right to make any revisions / alterations, at its absolute discretion, without any liability whatsoever.



KEY PLAN



KEY ELEVATION



UNIT - E 1103

STUDIO

Internal living Area
494.52 sq.ft.

Outdoor Living Area
141.13 sq.ft.

Total Living Area
635.65 sq.ft.

DISCLAIMER:

All measurements are indicative and for marketing purposes only. All efforts have been made to ensure their accuracy, however these layouts are subject to change at the discretion of the developer and should not be relied upon as final. The actual area may vary from the stated area and the developer reserves the right to make any revisions / alterations, at its absolute discretion, without any liability whatsoever.



UNIT - E 1104

STUDIO

Internal living Area
478.10 sq.ft.

Outdoor Living Area
139.65 sq.ft.

Total Living Area
617.75 sq.ft.

DISCLAIMER:

All measurements are indicative and for marketing purposes only. All efforts have been made to ensure their accuracy, however these layouts are subject to change at the discretion of the developer and should not be relied upon as final. The actual area may vary from the stated area and the developer reserves the right to make any revisions / alterations, at its absolute discretion, without any liability whatsoever.



UNIT - E 1105

STUDIO

Internal living Area
507.41 sq.ft.

Outdoor Living Area
168.72 sq.ft.

Total Living Area
676.14 sq.ft.

DISCLAIMER:

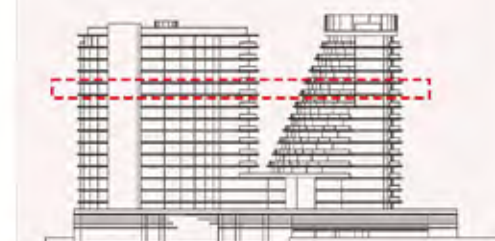
All measurements are indicative and for marketing purposes only. All efforts have been made to ensure their accuracy, however these layouts are subject to change at the discretion of the developer and should not be relied upon as final. The actual area may vary from the stated area and the developer reserves the right to make any revisions / alterations, at its absolute discretion, without any liability whatsoever.



KEY PLAN



KEY ELEVATION



UNIT - E 1106

STUDIO

Internal living Area
484.69 sq.ft.

Outdoor Living Area
151.97 sq.ft.

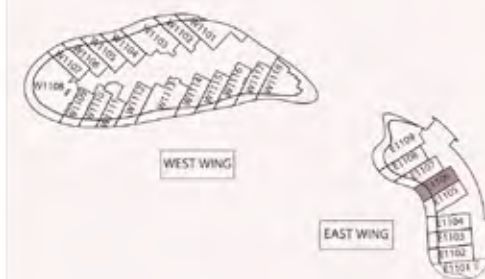
Total Living Area
636.66 sq.ft.

DISCLAIMER:

All measurements are indicative and for marketing purposes only. All efforts have been made to ensure their accuracy, however these layouts are subject to change at the discretion of the developer and should not be relied upon as final. The actual area may vary from the stated area and the developer reserves the right to make any revisions / alterations, at its absolute discretion, without any liability whatsoever.



KEY PLAN



KEY ELEVATION



UNIT - E 1107

STUDIO

Internal living Area
483.24 sq.ft.

Outdoor Living Area
160.91 sq.ft.

Total Living Area
644.15 sq.ft.

DISCLAIMER:

All measurements are indicative and for marketing purposes only. All efforts have been made to ensure their accuracy, however these layouts are subject to change at the discretion of the developer and should not be relied upon as final. The actual area may vary from the stated area and the developer reserves the right to make any revisions / alterations, at its absolute discretion, without any liability whatsoever.



UNIT - E 1108

STUDIO

Internal living Area
549.23 sq.ft.

Outdoor Living Area
146.93 sq.ft.

Total Living Area
696.17 sq.ft.

DISCLAIMER:

All measurements are indicative and for marketing purposes only. All efforts have been made to ensure their accuracy, however these layouts are subject to change at the discretion of the developer and should not be relied upon as final. The actual area may vary from the stated area and the developer reserves the right to make any revisions / alterations, at its absolute discretion, without any liability whatsoever.



UNIT - E 1109

1 BEDROOM

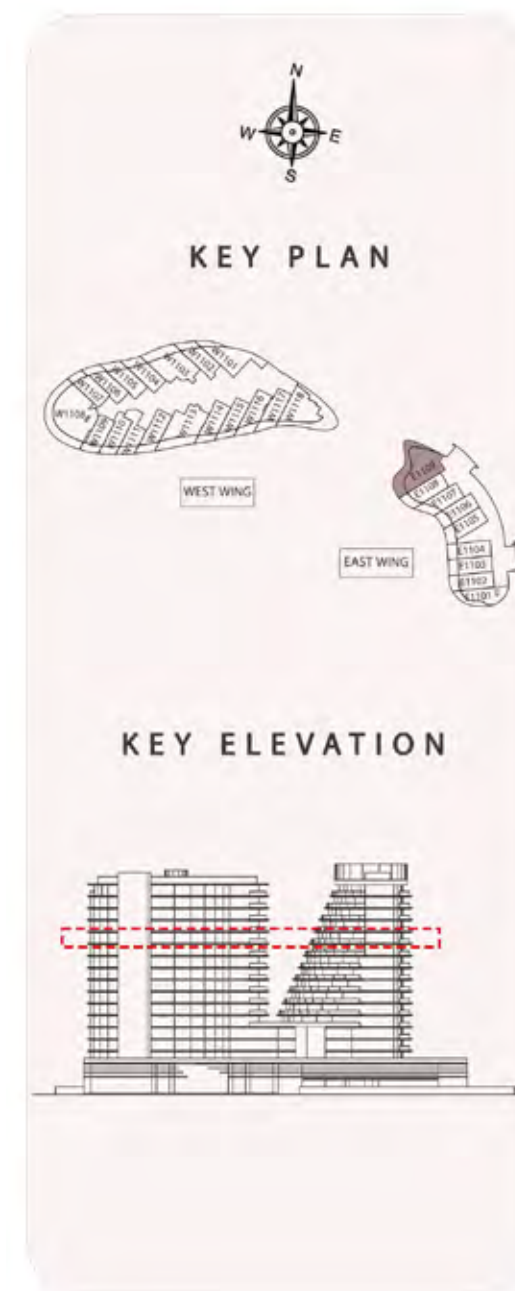
Internal living Area
1010.07 sq.ft.

Outdoor Living Area
512.48 sq.ft.

Total Living Area
1522.55 sq.ft.

DISCLAIMER:

All measurements are indicative and for marketing purposes only. All efforts have been made to ensure their accuracy, however these layouts are subject to change at the discretion of the developer and should not be relied upon as final. The actual area may vary from the stated area and the developer reserves the right to make any revisions / alterations, at its absolute discretion, without any liability whatsoever.





THE BEACH RESIDENCES
AT AL MARJAN ISLAND



RANGE
RAS AL KHAIMAH

EAST WING FLOOR 12

UNIT - E 1201

STUDIO

Internal living Area
516.01 sq.ft.

Outdoor Living Area
169.08 sq.ft.

Total Living Area
685.09 sq.ft.

DISCLAIMER:

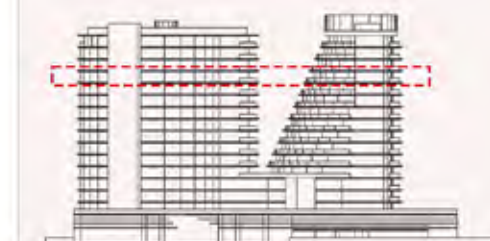
All measurements are indicative and for marketing purposes only. All efforts have been made to ensure their accuracy, however these layouts are subject to change at the discretion of the developer and should not be relied upon as final. The actual area may vary from the stated area and the developer reserves the right to make any revisions / alterations, at its absolute discretion, without any liability whatsoever.



KEY PLAN



KEY ELEVATION



UNIT - E 1202

STUDIO

Internal living Area
502.32 sq.ft.

Outdoor Living Area
136.36 sq.ft.

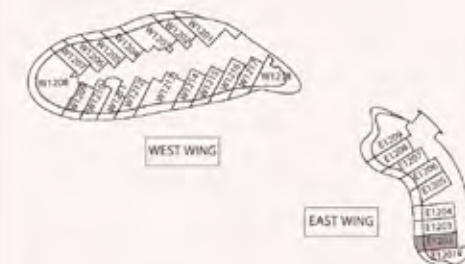
Total Living Area
638.67 sq.ft.

DISCLAIMER:

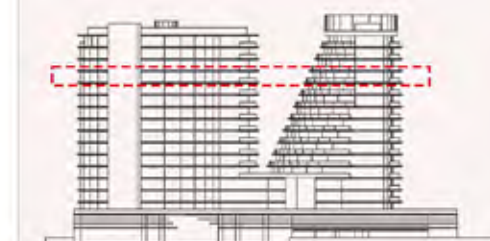
All measurements are indicative and for marketing purposes only. All efforts have been made to ensure their accuracy, however these layouts are subject to change at the discretion of the developer and should not be relied upon as final. The actual area may vary from the stated area and the developer reserves the right to make any revisions / alterations, at its absolute discretion, without any liability whatsoever.



KEY PLAN



KEY ELEVATION



UNIT - E 1203

STUDIO

Internal living Area
494.52 sq.ft.

Outdoor Living Area
141.13 sq.ft.

Total Living Area
635.65 sq.ft.

DISCLAIMER:

All measurements are indicative and for marketing purposes only. All efforts have been made to ensure their accuracy, however these layouts are subject to change at the discretion of the developer and should not be relied upon as final. The actual area may vary from the stated area and the developer reserves the right to make any revisions / alterations, at its absolute discretion, without any liability whatsoever.



UNIT - E 1204

STUDIO

Internal living Area
478.10 sq.ft.

Outdoor Living Area
139.65 sq.ft.

Total Living Area
617.75 sq.ft.

DISCLAIMER:

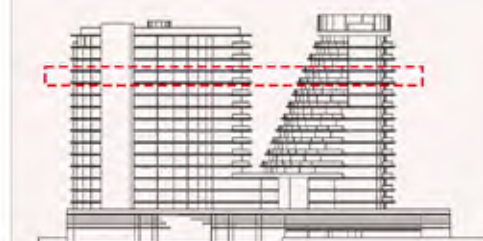
All measurements are indicative and for marketing purposes only. All efforts have been made to ensure their accuracy, however these layouts are subject to change at the discretion of the developer and should not be relied upon as final. The actual area may vary from the stated area and the developer reserves the right to make any revisions / alterations, at its absolute discretion, without any liability whatsoever.



KEY PLAN



KEY ELEVATION



UNIT - E 1205

STUDIO

Internal living Area
507.41 sq.ft.

Outdoor Living Area
168.72 sq.ft.

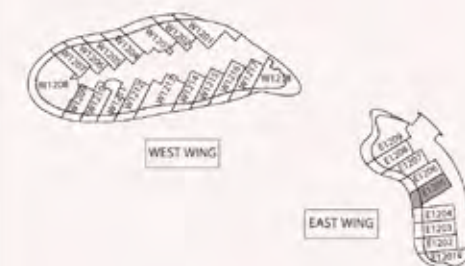
Total Living Area
676.14 sq.ft.

DISCLAIMER:

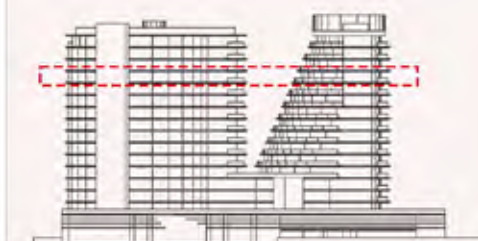
All measurements are indicative and for marketing purposes only. All efforts have been made to ensure their accuracy, however these layouts are subject to change at the discretion of the developer and should not be relied upon as final. The actual area may vary from the stated area and the developer reserves the right to make any revisions / alterations, at its absolute discretion, without any liability whatsoever.



KEY PLAN



KEY ELEVATION



UNIT - E 1206

STUDIO

Internal living Area
484.69 sq.ft.

Outdoor Living Area
151.97 sq.ft.

Total Living Area
636.66 sq.ft.

DISCLAIMER:

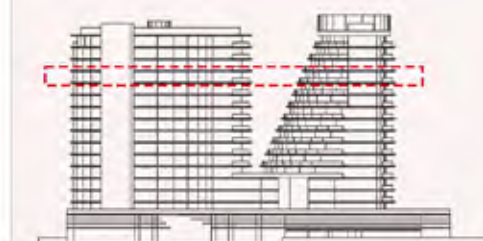
All measurements are indicative and for marketing purposes only. All efforts have been made to ensure their accuracy, however these layouts are subject to change at the discretion of the developer and should not be relied upon as final. The actual area may vary from the stated area and the developer reserves the right to make any revisions / alterations, at its absolute discretion, without any liability whatsoever.



KEY PLAN



KEY ELEVATION



UNIT - E 1207

STUDIO

Internal living Area
483.24 sq.ft.

Outdoor Living Area
160.91 sq.ft.

Total Living Area
644.15 sq.ft.

DISCLAIMER:

All measurements are indicative and for marketing purposes only. All efforts have been made to ensure their accuracy, however these layouts are subject to change at the discretion of the developer and should not be relied upon as final. The actual area may vary from the stated area and the developer reserves the right to make any revisions / alterations, at its absolute discretion, without any liability whatsoever.



UNIT - E 1208

STUDIO

Internal living Area
549.23 sq.ft.

Outdoor Living Area
146.93 sq.ft.

Total Living Area
696.17 sq.ft.

DISCLAIMER:

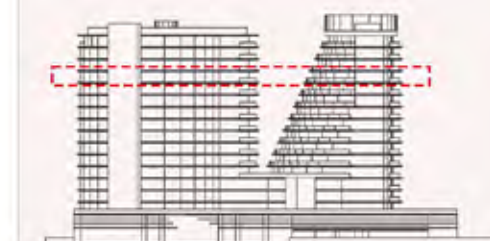
All measurements are indicative and for marketing purposes only. All efforts have been made to ensure their accuracy, however these layouts are subject to change at the discretion of the developer and should not be relied upon as final. The actual area may vary from the stated area and the developer reserves the right to make any revisions / alterations, at its absolute discretion, without any liability whatsoever.



KEY PLAN



KEY ELEVATION



UNIT - E 1209

1 BEDROOM

Internal living Area
1010.07 sq.ft.

Outdoor Living Area
512.48 sq.ft.

Total Living Area
1522.55 sq.ft.

DISCLAIMER:

All measurements are indicative and for marketing purposes only. All efforts have been made to ensure their accuracy, however these layouts are subject to change at the discretion of the developer and should not be relied upon as final.

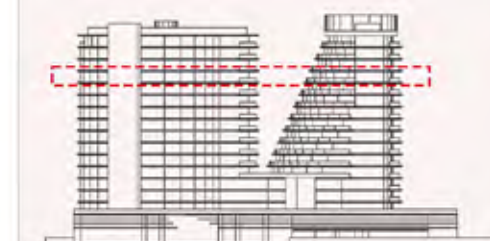
The actual area may vary from the stated area and the developer reserves the right to make any revisions / alterations, at its absolute discretion, without any liability whatsoever.



KEY PLAN



KEY ELEVATION





THE BEACH RESIDENCES
AT AL MARJAN ISLAND



RANGE
RAS AL KHAIMAH

EAST WING FLOOR 13

UNIT - E 1301

STUDIO

Internal living Area
516.01 sq.ft.

Outdoor Living Area
168.71 sq.ft.

Total Living Area
684.72 sq.ft.

DISCLAIMER:


All measurements are indicative and for marketing purposes only. All efforts have been made to ensure their accuracy, however these layouts are subject to change at the discretion of the developer and should not be relied upon as final. The actual area may vary from the stated area and the developer reserves the right to make any revisions / alterations, at its absolute discretion, without any liability whatsoever.



KEY PLAN



KEY ELEVATION



UNIT - E 1302

STUDIO

Internal living Area
502.32 sq.ft.

Outdoor Living Area
136.10 sq.ft.

Total Living Area
638.42 sq.ft.

DISCLAIMER:


All measurements are indicative and for marketing purposes only. All efforts have been made to ensure their accuracy, however these layouts are subject to change at the discretion of the developer and should not be relied upon as final. The actual area may vary from the stated area and the developer reserves the right to make any revisions / alterations, at its absolute discretion, without any liability whatsoever.



KEY PLAN



KEY ELEVATION



UNIT - E 1303

STUDIO

Internal living Area
494.52 sq.ft.

Outdoor Living Area
140.79 sq.ft.

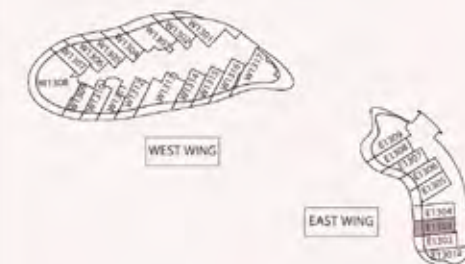
Total Living Area
635.31 sq.ft.

DISCLAIMER:


All measurements are indicative and for marketing purposes only. All efforts have been made to ensure their accuracy, however these layouts are subject to change at the discretion of the developer and should not be relied upon as final. The actual area may vary from the stated area and the developer reserves the right to make any revisions / alterations, at its absolute discretion, without any liability whatsoever.



KEY PLAN



KEY ELEVATION



UNIT - E 1304

STUDIO

Internal living Area
482.82 sq.ft.

Outdoor Living Area
139.90 sq.ft.

Total Living Area
622.72 sq.ft.

DISCLAIMER:


All measurements are indicative and for marketing purposes only. All efforts have been made to ensure their accuracy, however these layouts are subject to change at the discretion of the developer and should not be relied upon as final. The actual area may vary from the stated area and the developer reserves the right to make any revisions / alterations, at its absolute discretion, without any liability whatsoever.



KEY PLAN



KEY ELEVATION



UNIT - E 1305

STUDIO

Internal living Area
512.14 sq.ft.

Outdoor Living Area
168.55 sq.ft.

Total Living Area
680.69 sq.ft.

DISCLAIMER:


All measurements are indicative and for marketing purposes only. All efforts have been made to ensure their accuracy, however these layouts are subject to change at the discretion of the developer and should not be relied upon as final. The actual area may vary from the stated area and the developer reserves the right to make any revisions / alterations, at its absolute discretion, without any liability whatsoever.



KEY PLAN



KEY ELEVATION



UNIT - E 1306

STUDIO

Internal living Area
484.69 sq.ft.

Outdoor Living Area
152.00 sq.ft.

Total Living Area
636.69 sq.ft.

DISCLAIMER:


All measurements are indicative and for marketing purposes only. All efforts have been made to ensure their accuracy, however these layouts are subject to change at the discretion of the developer and should not be relied upon as final. The actual area may vary from the stated area and the developer reserves the right to make any revisions / alterations, at its absolute discretion, without any liability whatsoever.



KEY PLAN



KEY ELEVATION



UNIT - E 1307

STUDIO

Internal living Area
483.35 sq.ft.

Outdoor Living Area
160.63 sq.ft.

Total Living Area
643.99 sq.ft.

DISCLAIMER:


All measurements are indicative and for marketing purposes only. All efforts have been made to ensure their accuracy, however these layouts are subject to change at the discretion of the developer and should not be relied upon as final. The actual area may vary from the stated area and the developer reserves the right to make any revisions / alterations, at its absolute discretion, without any liability whatsoever.



KEY PLAN



KEY ELEVATION



UNIT - E 1308

STUDIO

Internal living Area
548.88 sq.ft.

Outdoor Living Area
147.09 sq.ft.

Total Living Area
695.96 sq.ft.

DISCLAIMER:


All measurements are indicative and for marketing purposes only. All efforts have been made to ensure their accuracy, however these layouts are subject to change at the discretion of the developer and should not be relied upon as final. The actual area may vary from the stated area and the developer reserves the right to make any revisions / alterations, at its absolute discretion, without any liability whatsoever.



KEY PLAN



KEY ELEVATION



UNIT - E 1309

1 BEDROOM

Internal living Area
1002.44 sq.ft.

Outdoor Living Area
499.49 sq.ft.

Total Living Area
1501.93 sq.ft.

DISCLAIMER:


All measurements are indicative and for marketing purposes only. All efforts have been made to ensure their accuracy, however these layouts are subject to change at the discretion of the developer and should not be relied upon as final. The actual area may vary from the stated area and the developer reserves the right to make any revisions / alterations, at its absolute discretion, without any liability whatsoever.



KEY PLAN



KEY ELEVATION





THE BEACH RESIDENCES
AT AL MARJAN ISLAND



RANGE
RAS AL KHAIMAH

EAST WING FLOOR 14

UNIT - E 1401

STUDIO

Internal living Area
516.01 sq.ft.

Outdoor Living Area
168.71 sq.ft.

Total Living Area
684.72 sq.ft.

DISCLAIMER:

All measurements are indicative and for marketing purposes only. All efforts have been made to ensure their accuracy, however these layouts are subject to change at the discretion of the developer and should not be relied upon as final. The actual area may vary from the stated area and the developer reserves the right to make any revisions / alterations, at its absolute discretion, without any liability whatsoever.



UNIT - E 1402

STUDIO

Internal living Area
502.32 sq.ft.

Outdoor Living Area
136.10 sq.ft.

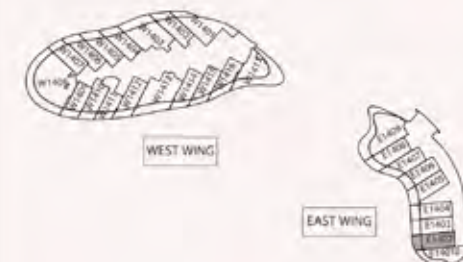
Total Living Area
638.42 sq.ft.

DISCLAIMER:

All measurements are indicative and for marketing purposes only. All efforts have been made to ensure their accuracy, however these layouts are subject to change at the discretion of the developer and should not be relied upon as final. The actual area may vary from the stated area and the developer reserves the right to make any revisions / alterations, at its absolute discretion, without any liability whatsoever.



KEY PLAN



KEY ELEVATION



UNIT - E 1403

STUDIO

Internal living Area
494.52 sq.ft.

Outdoor Living Area
140.79 sq.ft.

Total Living Area
635.31 sq.ft.

DISCLAIMER:


All measurements are indicative and for marketing purposes only. All efforts have been made to ensure their accuracy, however these layouts are subject to change at the discretion of the developer and should not be relied upon as final. The actual area may vary from the stated area and the developer reserves the right to make any revisions / alterations, at its absolute discretion, without any liability whatsoever.



KEY PLAN



KEY ELEVATION



UNIT - E 1404

STUDIO

Internal living Area
482.82 sq.ft.

Outdoor Living Area
139.90 sq.ft.

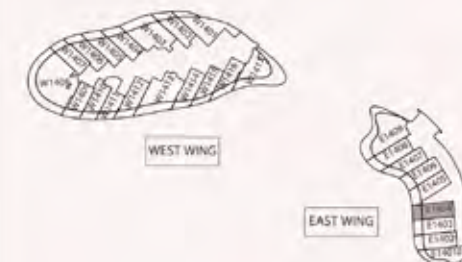
Total Living Area
622.72 sq.ft.

DISCLAIMER:


All measurements are indicative and for marketing purposes only. All efforts have been made to ensure their accuracy, however these layouts are subject to change at the discretion of the developer and should not be relied upon as final. The actual area may vary from the stated area and the developer reserves the right to make any revisions / alterations, at its absolute discretion, without any liability whatsoever.




KEY PLAN



KEY ELEVATION





UNIT - E 1406

STUDIO

Internal living Area
484.69 sq.ft.

Outdoor Living Area
152.00 sq.ft.

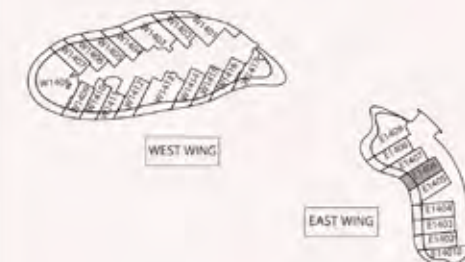
Total Living Area
636.69 sq.ft.

DISCLAIMER:

All measurements are indicative and for marketing purposes only. All efforts have been made to ensure their accuracy, however these layouts are subject to change at the discretion of the developer and should not be relied upon as final. The actual area may vary from the stated area and the developer reserves the right to make any revisions / alterations, at its absolute discretion, without any liability whatsoever.



KEY PLAN



KEY ELEVATION



UNIT - E 1407

STUDIO

Internal living Area
483.35 sq.ft.

Outdoor Living Area
160.63 sq.ft.

Total Living Area
643.99 sq.ft.

DISCLAIMER:

All measurements are indicative and for marketing purposes only. All efforts have been made to ensure their accuracy, however these layouts are subject to change at the discretion of the developer and should not be relied upon as final. The actual area may vary from the stated area and the developer reserves the right to make any revisions / alterations, at its absolute discretion, without any liability whatsoever.



KEY PLAN



KEY ELEVATION



UNIT - E 1408

STUDIO

Internal living Area
548.88 sq.ft.

Outdoor Living Area
147.09 sq.ft.

Total Living Area
695.96 sq.ft.

DISCLAIMER:


All measurements are indicative and for marketing purposes only. All efforts have been made to ensure their accuracy, however these layouts are subject to change at the discretion of the developer and should not be relied upon as final. The actual area may vary from the stated area and the developer reserves the right to make any revisions / alterations, at its absolute discretion, without any liability whatsoever.



KEY PLAN



KEY ELEVATION



UNIT - E 1409

1 BEDROOM

Internal living Area
1002.47 sq.ft.

Outdoor Living Area
499.49 sq.ft.

Total Living Area
1501.95 sq.ft.

DISCLAIMER:


All measurements are indicative and for marketing purposes only. All efforts have been made to ensure their accuracy, however these layouts are subject to change at the discretion of the developer and should not be relied upon as final. The actual area may vary from the stated area and the developer reserves the right to make any revisions / alterations, at its absolute discretion, without any liability whatsoever.



KEY PLAN



KEY ELEVATION





THE BEACH RESIDENCES
AT AL MARJAN ISLAND



RANGE
RAS AL KHAIMAH

EAST WING FLOOR 15

UNIT - E 1501

STUDIO

Internal living Area
496.26 sq.ft.

Outdoor Living Area
1369.87 sq.ft.

Total Living Area
1866.13 sq.ft.

DISCLAIMER:

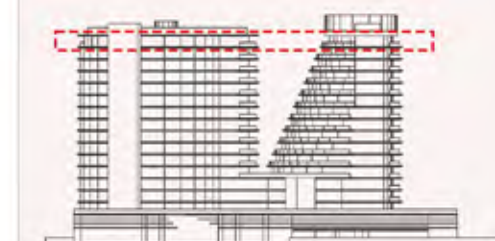
All measurements are indicative and for marketing purposes only. All efforts have been made to ensure their accuracy, however these layouts are subject to change at the discretion of the developer and should not be relied upon as final. The actual area may vary from the stated area and the developer reserves the right to make any revisions / alterations, at its absolute discretion, without any liability whatsoever.



KEY PLAN



KEY ELEVATION



UNIT - E 1502

STUDIO

Internal living Area
487.41 sq.ft.

Outdoor Living Area
134.63 sq.ft.

Total Living Area
622.04 sq.ft.

DISCLAIMER:

All measurements are indicative and for marketing purposes only. All efforts have been made to ensure their accuracy, however these layouts are subject to change at the discretion of the developer and should not be relied upon as final. The actual area may vary from the stated area and the developer reserves the right to make any revisions / alterations, at its absolute discretion, without any liability whatsoever.



UNIT - E 1503

STUDIO

Internal living Area
483.84 sq.ft.

Outdoor Living Area
199.17 sq.ft.

Total Living Area
683.02 sq.ft.

DISCLAIMER:

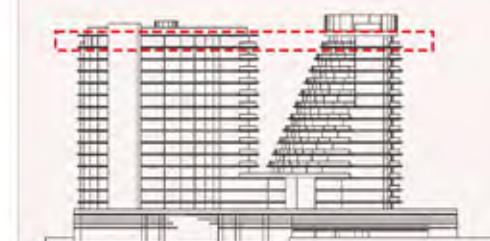
All measurements are indicative and for marketing purposes only. All efforts have been made to ensure their accuracy, however these layouts are subject to change at the discretion of the developer and should not be relied upon as final. The actual area may vary from the stated area and the developer reserves the right to make any revisions / alterations, at its absolute discretion, without any liability whatsoever.



KEY PLAN



KEY ELEVATION



UNIT - E 1504

1 BEDROOM

Internal living Area
950.89 sq.ft.

Outdoor Living Area
1168.48 sq.ft.

Total Living Area
2119.37 sq.ft.

DISCLAIMER:

All measurements are indicative and for marketing purposes only. All efforts have been made to ensure their accuracy, however these layouts are subject to change at the discretion of the developer and should not be relied upon as final. The actual area may vary from the stated area and the developer reserves the right to make any revisions / alterations, at its absolute discretion, without any liability whatsoever.



KEY PLAN

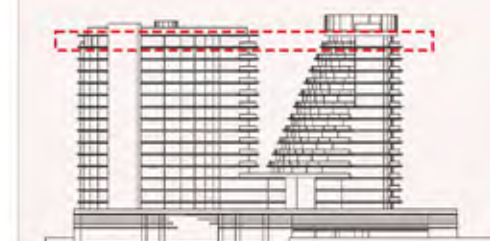


WEST WING



EAST WING

KEY ELEVATION



UNIT - E 1505

STUDIO

Internal living Area
533.64 sq.ft.

Outdoor Living Area
968.34 sq.ft.

Total Living Area
1501.99 sq.ft.



DISCLAIMER:

All measurements are indicative and for marketing purposes only. All efforts have been made to ensure their accuracy, however these layouts are subject to change at the discretion of the developer and should not be relied upon as final. The actual area may vary from the stated area and the developer reserves the right to make any revisions / alterations, at its absolute discretion, without any liability whatsoever.





THE BEACH RESIDENCES
AT AL MARJAN ISLAND



RANGE
RAS AL KHAIMAH

WEST WING FLOOR 01

UNIT - W 101

1 BEDROOM

Internal living Area
850.29 sq.ft.

Outdoor Living Area
116.50 sq.ft.

Total Living Area
966.79 sq.ft.

DISCLAIMER:

All measurements are indicative and for marketing purposes only. All efforts have been made to ensure their accuracy, however these layouts are subject to change at the discretion of the developer and should not be relied upon as final.

The actual area may vary from the stated area and the developer reserves the right to make any revisions / alterations, at its absolute discretion, without any liability whatsoever.



UNIT - W 102

STUDIO

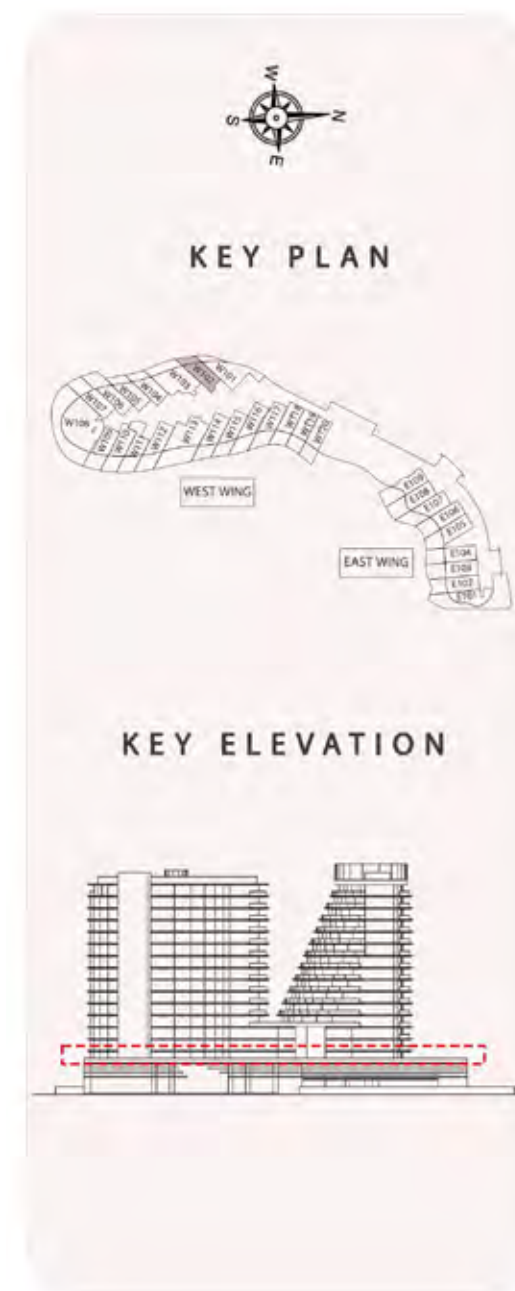
Internal living Area
522.70 sq.ft.

Outdoor Living Area
146.28 sq.ft.

Total Living Area
668.98 sq.ft.

DISCLAIMER:

All measurements are indicative and for marketing purposes only. All efforts have been made to ensure their accuracy, however these layouts are subject to change at the discretion of the developer and should not be relied upon as final. The actual area may vary from the stated area and the developer reserves the right to make any revisions / alterations, at its absolute discretion, without any liability whatsoever.



UNIT - W 103

1 BEDROOM

Internal living Area
898.72 sq.ft.

Outdoor Living Area
309.77 sq.ft.

Total Living Area
1208.49 sq.ft.

DISCLAIMER:


All measurements are indicative and for marketing purposes only. All efforts have been made to ensure their accuracy, however these layouts are subject to change at the discretion of the developer and should not be relied upon as final. The actual area may vary from the stated area and the developer reserves the right to make any revisions / alterations, at its absolute discretion, without any liability whatsoever.



KEY PLAN



KEY ELEVATION



UNIT - W 104

STUDIO

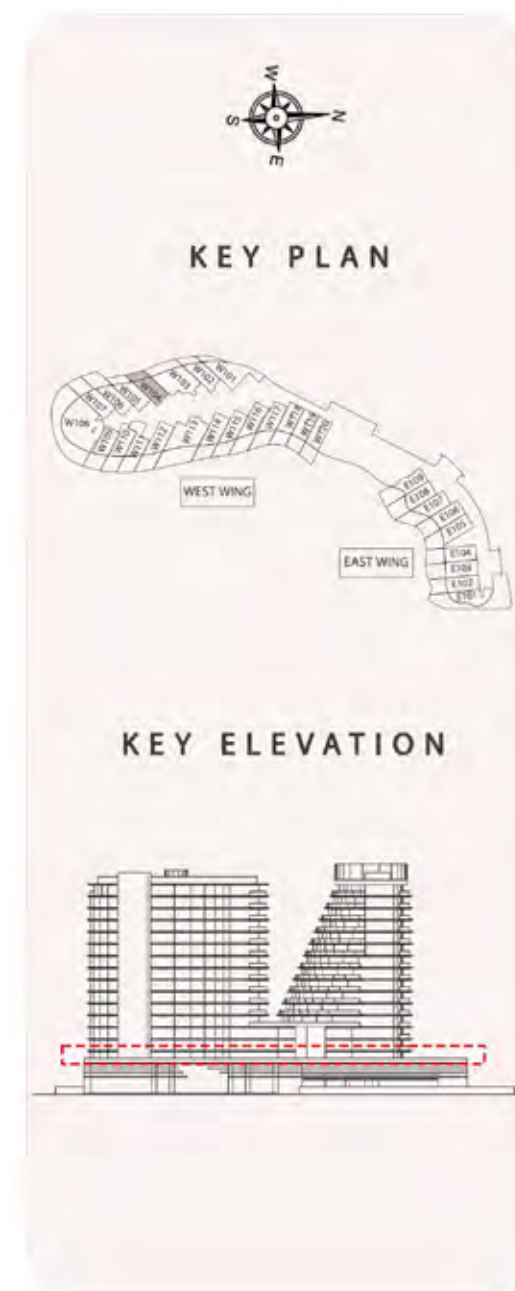
Internal living Area
486.13 sq.ft.

Outdoor Living Area
160.09 sq.ft.

Total Living Area
646.22 sq.ft.

DISCLAIMER:

All measurements are indicative and for marketing purposes only. All efforts have been made to ensure their accuracy, however these layouts are subject to change at the discretion of the developer and should not be relied upon as final. The actual area may vary from the stated area and the developer reserves the right to make any revisions / alterations, at its absolute discretion, without any liability whatsoever.



UNIT - W 105

STUDIO

Internal living Area
526.22 sq.ft.

Outdoor Living Area
162.90 sq.ft.

Total Living Area
689.12 sq.ft.

DISCLAIMER:


All measurements are indicative and for marketing purposes only. All efforts have been made to ensure their accuracy, however these layouts are subject to change at the discretion of the developer and should not be relied upon as final. The actual area may vary from the stated area and the developer reserves the right to make any revisions / alterations, at its absolute discretion, without any liability whatsoever.



KEY PLAN



KEY ELEVATION



UNIT - W 106

STUDIO

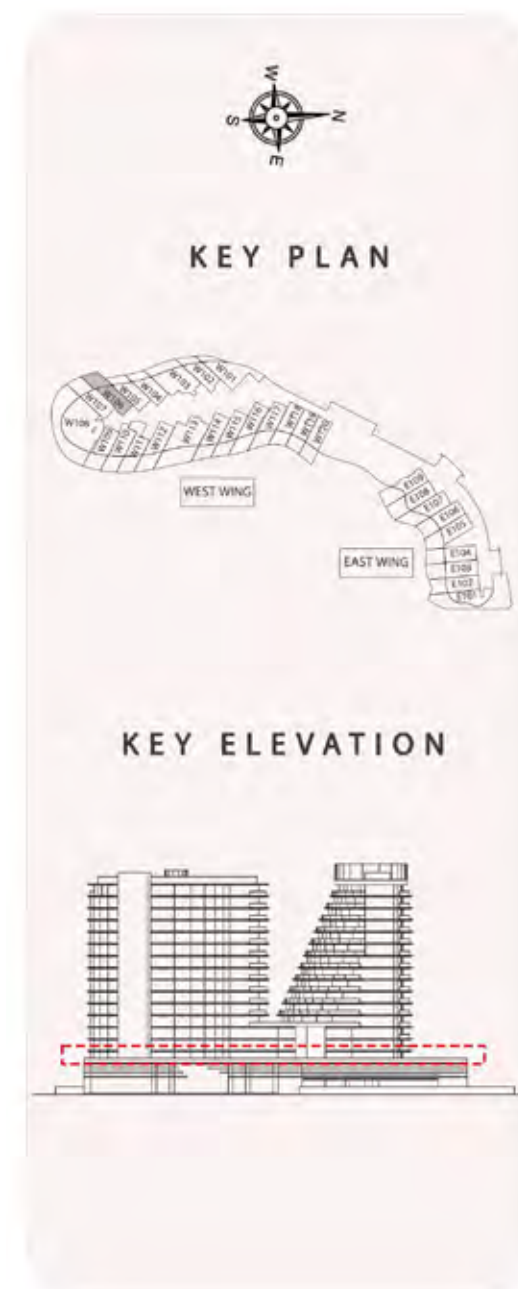
Internal living Area
498.91 sq.ft.

Outdoor Living Area
294.53 sq.ft.

Total Living Area
793.44 sq.ft.

DISCLAIMER:

All measurements are indicative and for marketing purposes only. All efforts have been made to ensure their accuracy, however these layouts are subject to change at the discretion of the developer and should not be relied upon as final. The actual area may vary from the stated area and the developer reserves the right to make any revisions / alterations, at its absolute discretion, without any liability whatsoever.



West Wing - 1st Floor

UNIT - W 107

STUDIO

Internal living Area
508.48 sq.ft.

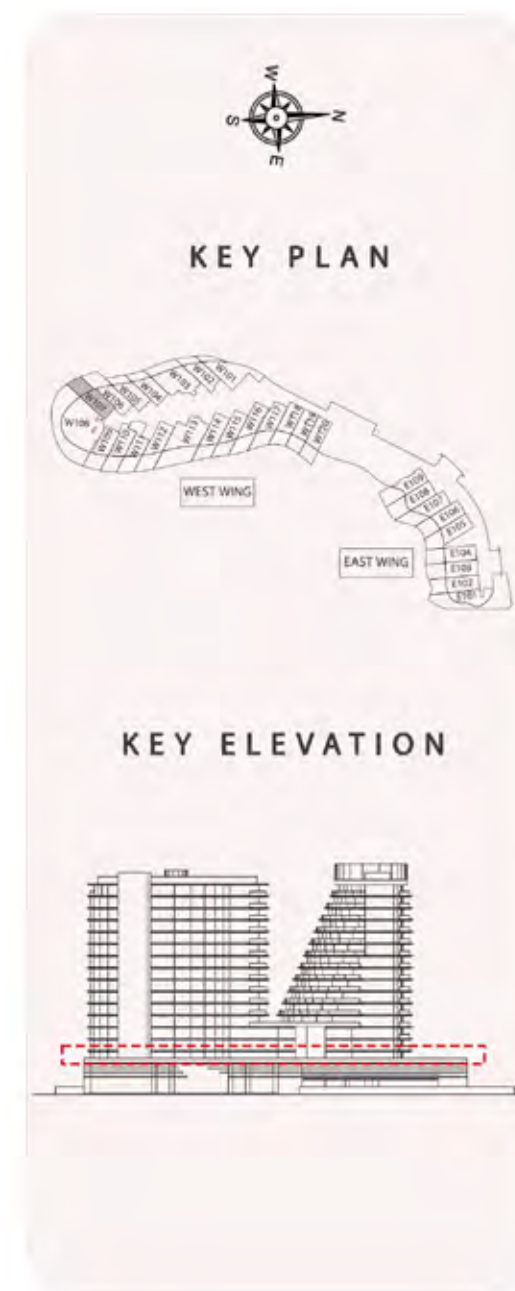
Outdoor Living Area
279.45 sq.ft.

Total Living Area
787.92 sq.ft.

DISCLAIMER:

All measurements are indicative and for marketing purposes only. All efforts have been made to ensure their accuracy, however these layouts are subject to change at the discretion of the developer and should not be relied upon as final.

The actual area may vary from the stated area and the developer reserves the right to make any revisions / alterations, at its absolute discretion, without any liability whatsoever.



UNIT - W 108

2 BEDROOM

Internal living Area
1533.64 sq.ft.

Outdoor Living Area
1215.95 sq.ft.

Total Living Area
2749.59 sq.ft.

DISCLAIMER:


All measurements are indicative and for marketing purposes only. All efforts have been made to ensure their accuracy, however these layouts are subject to change at the discretion of the developer and should not be relied upon as final. The actual area may vary from the stated area and the developer reserves the right to make any revisions / alterations, at its absolute discretion, without any liability whatsoever.



KEY PLAN



KEY ELEVATION



West Wing - 1st Floor

UNIT - W 109

STUDIO

Internal living Area
451.92 sq.ft.

Outdoor Living Area
287.60 sq.ft.

Total Living Area
739.52 sq.ft.

DISCLAIMER:


All measurements are indicative and for marketing purposes only. All efforts have been made to ensure their accuracy, however these layouts are subject to change at the discretion of the developer and should not be relied upon as final. The actual area may vary from the stated area and the developer reserves the right to make any revisions / alterations, at its absolute discretion, without any liability whatsoever.



KEY PLAN



KEY ELEVATION



UNIT - W 110

STUDIO

Internal living Area
483.24 sq.ft.

Outdoor Living Area
267.20 sq.ft.

Total Living Area
750.44 sq.ft.

DISCLAIMER:


All measurements are indicative and for marketing purposes only. All efforts have been made to ensure their accuracy, however these layouts are subject to change at the discretion of the developer and should not be relied upon as final. The actual area may vary from the stated area and the developer reserves the right to make any revisions / alterations, at its absolute discretion, without any liability whatsoever.



KEY PLAN



KEY ELEVATION



West Wing - 1st Floor

UNIT - W 111

STUDIO

Internal living Area
502.65 sq.ft.

Outdoor Living Area
288.38 sq.ft.

Total Living Area
791.03 sq.ft.

DISCLAIMER:

All measurements are indicative and for marketing purposes only. All efforts have been made to ensure their accuracy, however these layouts are subject to change at the discretion of the developer and should not be relied upon as final. The actual area may vary from the stated area and the developer reserves the right to make any revisions / alterations, at its absolute discretion, without any liability whatsoever.



KEY PLAN



KEY ELEVATION



West Wing - 1st Floor

UNIT - W 112

STUDIO

Internal living Area
523.65 sq.ft.

Outdoor Living Area
319.55 sq.ft.

Total Living Area
843.20 sq.ft.

DISCLAIMER:

All measurements are indicative and for marketing purposes only. All efforts have been made to ensure their accuracy, however these layouts are subject to change at the discretion of the developer and should not be relied upon as final.


The actual area may vary from the stated area and the developer reserves the right to make any revisions / alterations, at its absolute discretion, without any liability whatsoever.



KEY PLAN



KEY ELEVATION



UNIT - W 113

1 BEDROOM

Internal living Area
903.49 sq.ft.

Outdoor Living Area
616.69 sq.ft.

Total Living Area
1520.18 sq.ft.



DISCLAIMER:


All measurements are indicative and for marketing purposes only. All efforts have been made to ensure their accuracy, however these layouts are subject to change at the discretion of the developer and should not be relied upon as final. The actual area may vary from the stated area and the developer reserves the right to make any revisions / alterations, at its absolute discretion, without any liability whatsoever.



KEY PLAN



KEY ELEVATION



UNIT - W 114

STUDIO

Internal living Area
514.17 sq.ft.

Outdoor Living Area
253.76 sq.ft.

Total Living Area
767.94 sq.ft.

DISCLAIMER:


All measurements are indicative and for marketing purposes only. All efforts have been made to ensure their accuracy, however these layouts are subject to change at the discretion of the developer and should not be relied upon as final. The actual area may vary from the stated area and the developer reserves the right to make any revisions / alterations, at its absolute discretion, without any liability whatsoever.



KEY PLAN



KEY ELEVATION



UNIT - W 115

STUDIO

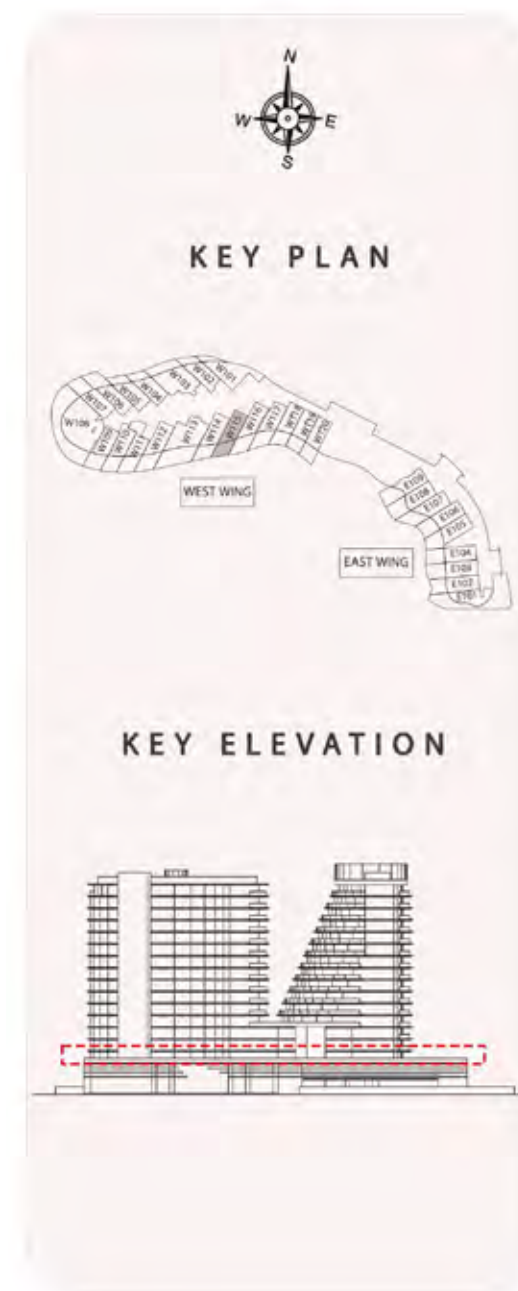
Internal living Area
477.94 sq.ft.

Outdoor Living Area
243.24 sq.ft.

Total Living Area
721.18 sq.ft.

DISCLAIMER:

All measurements are indicative and for marketing purposes only. All efforts have been made to ensure their accuracy, however these layouts are subject to change at the discretion of the developer and should not be relied upon as final. The actual area may vary from the stated area and the developer reserves the right to make any revisions / alterations, at its absolute discretion, without any liability whatsoever.



UNIT - W 116

STUDIO

Internal living Area
503.65 sq.ft.

Outdoor Living Area
311.61 sq.ft.

Total Living Area
815.26 sq.ft.

DISCLAIMER:


All measurements are indicative and for marketing purposes only. All efforts have been made to ensure their accuracy, however these layouts are subject to change at the discretion of the developer and should not be relied upon as final. The actual area may vary from the stated area and the developer reserves the right to make any revisions / alterations, at its absolute discretion, without any liability whatsoever.



KEY PLAN



KEY ELEVATION



UNIT - W 117

STUDIO

Internal living Area
469.78 sq.ft.

Outdoor Living Area
293.88 sq.ft.

Total Living Area
763.66 sq.ft.

DISCLAIMER:


All measurements are indicative and for marketing purposes only. All efforts have been made to ensure their accuracy, however these layouts are subject to change at the discretion of the developer and should not be relied upon as final. The actual area may vary from the stated area and the developer reserves the right to make any revisions / alterations, at its absolute discretion, without any liability whatsoever.



KEY PLAN



KEY ELEVATION



West Wing - 1st Floor

UNIT - W 118

STUDIO

Internal living Area
476.20 sq.ft.

Outdoor Living Area
229.68 sq.ft.

Total Living Area
705.87 sq.ft.

DISCLAIMER:


All measurements are indicative and for marketing purposes only. All efforts have been made to ensure their accuracy, however these layouts are subject to change at the discretion of the developer and should not be relied upon as final. The actual area may vary from the stated area and the developer reserves the right to make any revisions / alterations, at its absolute discretion, without any liability whatsoever.



KEY PLAN



KEY ELEVATION



West Wing - 1st Floor

UNIT - W 119

STUDIO

Internal living Area
449.72 sq.ft.

Outdoor Living Area
216.98 sq.ft.

Total Living Area
666.69 sq.ft.

DISCLAIMER:

All measurements are indicative and for marketing purposes only. All efforts have been made to ensure their accuracy, however these layouts are subject to change at the discretion of the developer and should not be relied upon as final. The actual area may vary from the stated area and the developer reserves the right to make any revisions / alterations, at its absolute discretion, without any liability whatsoever.



KEY PLAN



KEY ELEVATION



West Wing - 1st Floor

UNIT - W 120

STUDIO

Internal living Area
453.70 sq.ft.

Outdoor Living Area
235.17 sq.ft.

Total Living Area
688.87 sq.ft.

DISCLAIMER:


All measurements are indicative and for marketing purposes only. All efforts have been made to ensure their accuracy, however these layouts are subject to change at the discretion of the developer and should not be relied upon as final. The actual area may vary from the stated area and the developer reserves the right to make any revisions / alterations, at its absolute discretion, without any liability whatsoever.



KEY PLAN



KEY ELEVATION





THE BEACH RESIDENCES
AT AL MARJAN ISLAND



RANGE
RAS AL KHAIMAH

WEST WING FLOOR 02

UNIT - W 201

1 BEDROOM

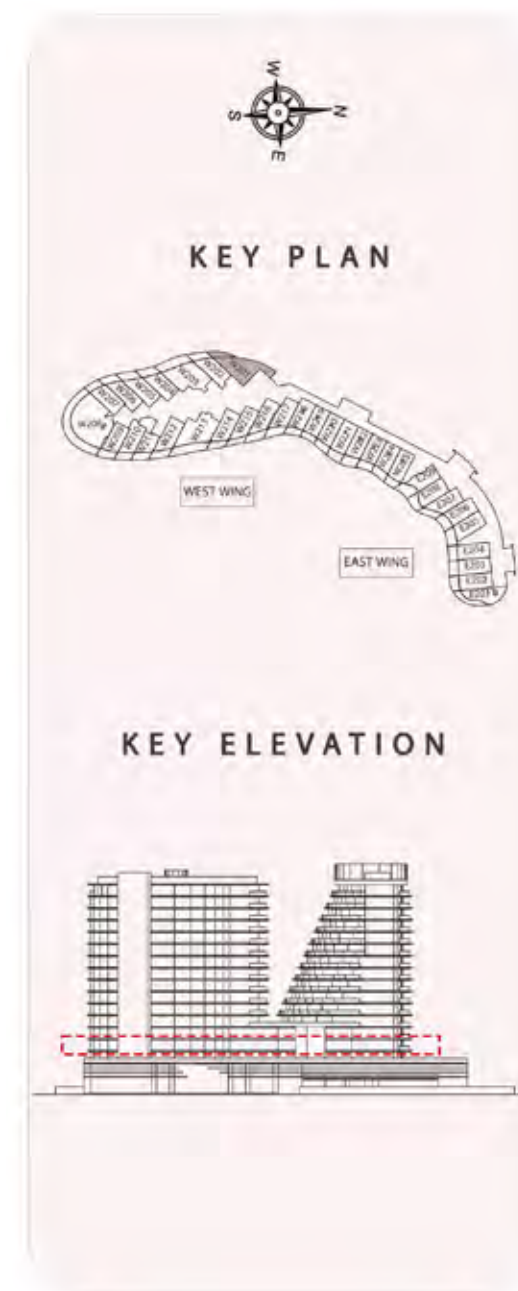
Internal living Area
850.29 sq.ft.

Outdoor Living Area
112.05 sq.ft.

Total Living Area
962.33 sq.ft.

DISCLAIMER:

All measurements are indicative and for marketing purposes only. All efforts have been made to ensure their accuracy, however these layouts are subject to change at the discretion of the developer and should not be relied upon as final. The actual area may vary from the stated area and the developer reserves the right to make any revisions / alterations, at its absolute discretion, without any liability whatsoever.



UNIT - W 202

STUDIO

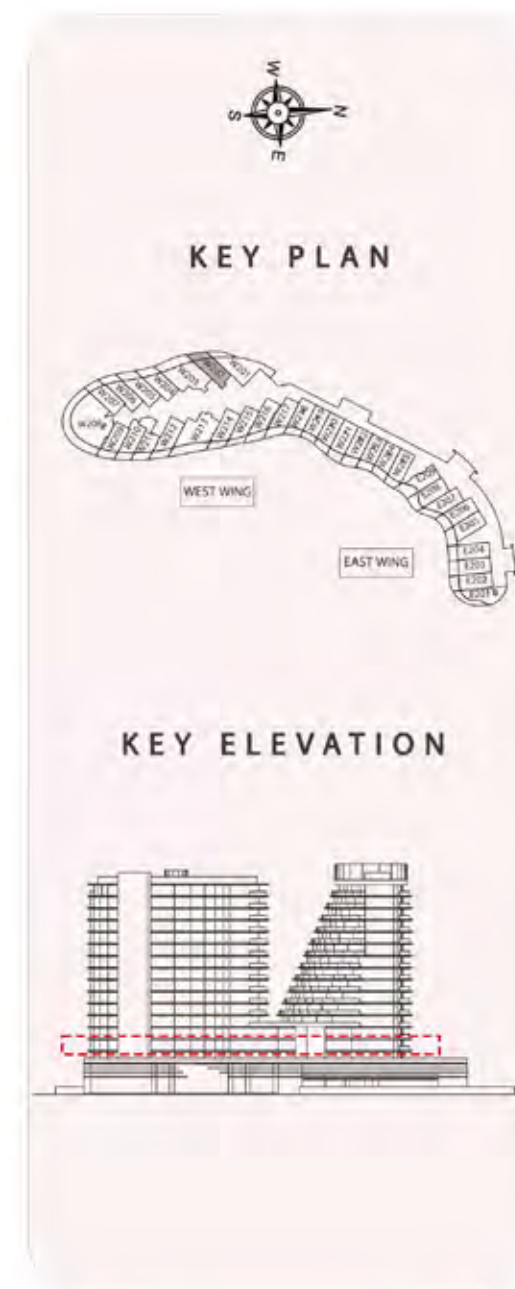
Internal living Area
522.70 sq.ft.

Outdoor Living Area
142.89 sq.ft.

Total Living Area
665.58 sq.ft.

DISCLAIMER:

All measurements are indicative and for marketing purposes only. All efforts have been made to ensure their accuracy, however these layouts are subject to change at the discretion of the developer and should not be relied upon as final. The actual area may vary from the stated area and the developer reserves the right to make any revisions / alterations, at its absolute discretion, without any liability whatsoever.



UNIT - W 203

1 BEDROOM

Internal living Area
898.72 sq.ft.

Outdoor Living Area
305.13 sq.ft.

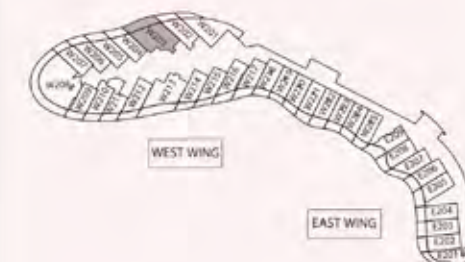
Total Living Area
1203.85 sq.ft.

DISCLAIMER:

All measurements are indicative and for marketing purposes only. All efforts have been made to ensure their accuracy, however these layouts are subject to change at the discretion of the developer and should not be relied upon as final. The actual area may vary from the stated area and the developer reserves the right to make any revisions / alterations, at its absolute discretion, without any liability whatsoever.



KEY PLAN



KEY ELEVATION



UNIT - W 204

STUDIO

Internal living Area
486.13 sq.ft.

Outdoor Living Area
156.36 sq.ft.

Total Living Area
642.48 sq.ft.

DISCLAIMER:

All measurements are indicative and for marketing purposes only. All efforts have been made to ensure their accuracy, however these layouts are subject to change at the discretion of the developer and should not be relied upon as final. The actual area may vary from the stated area and the developer reserves the right to make any revisions / alterations, at its absolute discretion, without any liability whatsoever.



KEY PLAN



KEY ELEVATION



UNIT - W 205

STUDIO

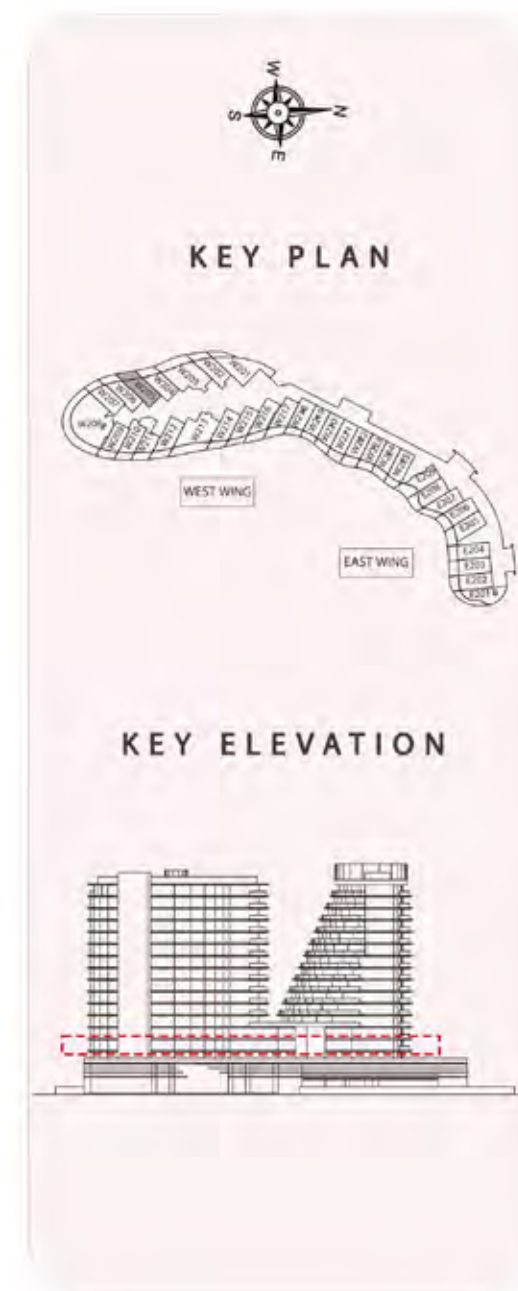
Internal living Area
526.22 sq.ft.

Outdoor Living Area
158.33 sq.ft.

Total Living Area
684.54 sq.ft.

DISCLAIMER:

All measurements are indicative and for marketing purposes only. All efforts have been made to ensure their accuracy, however these layouts are subject to change at the discretion of the developer and should not be relied upon as final. The actual area may vary from the stated area and the developer reserves the right to make any revisions / alterations, at its absolute discretion, without any liability whatsoever.



UNIT - W 206

STUDIO

Internal living Area
498.87 sq.ft.

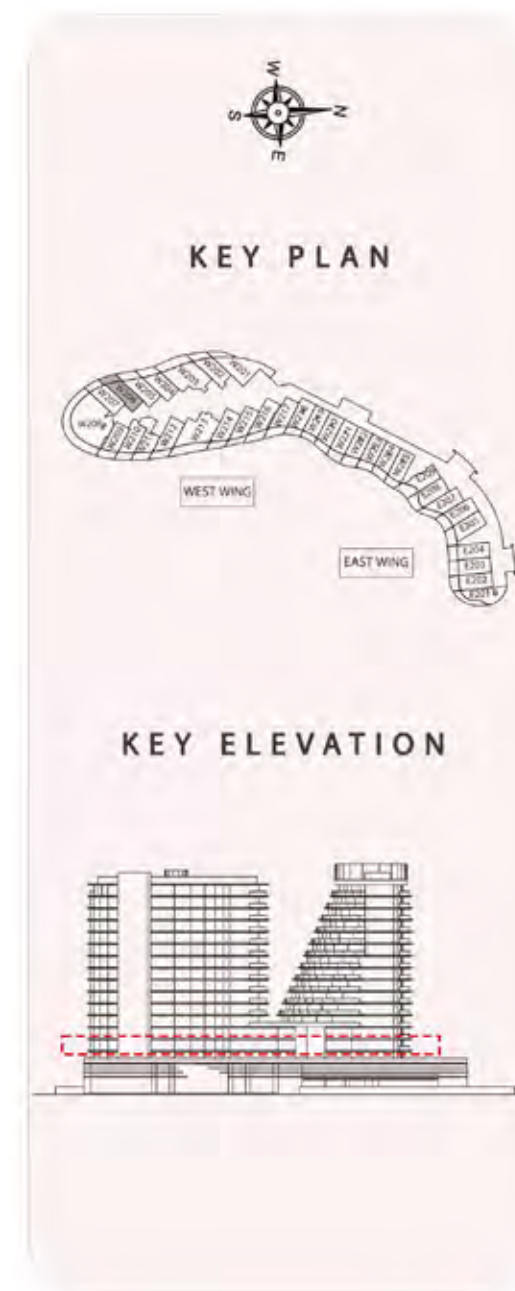
Outdoor Living Area
137.68 sq.ft.

Total Living Area
636.55 sq.ft.

DISCLAIMER:

All measurements are indicative and for marketing purposes only. All efforts have been made to ensure their accuracy, however these layouts are subject to change at the discretion of the developer and should not be relied upon as final.

The actual area may vary from the stated area and the developer reserves the right to make any revisions / alterations, at its absolute discretion, without any liability whatsoever.



UNIT - W 207

STUDIO

Internal living Area
508.48 sq.ft.

Outdoor Living Area
112.58 sq.ft.

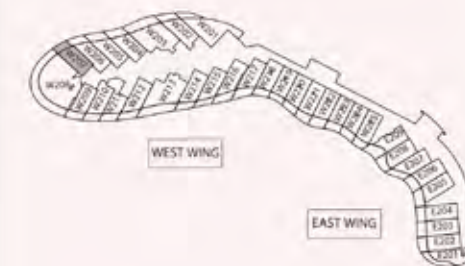
Total Living Area
621.06 sq.ft.

DISCLAIMER:


All measurements are indicative and for marketing purposes only. All efforts have been made to ensure their accuracy, however these layouts are subject to change at the discretion of the developer and should not be relied upon as final. The actual area may vary from the stated area and the developer reserves the right to make any revisions / alterations, at its absolute discretion, without any liability whatsoever.



KEY PLAN



KEY ELEVATION



UNIT - W 208

2 BEDROOM

Internal living Area
1533.64 sq.ft.

Outdoor Living Area
681.70 sq.ft.

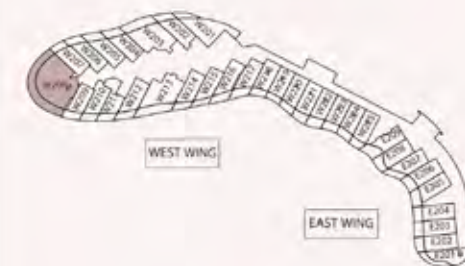
Total Living Area
2215.34 sq.ft.

DISCLAIMER:


All measurements are indicative and for marketing purposes only. All efforts have been made to ensure their accuracy, however these layouts are subject to change at the discretion of the developer and should not be relied upon as final. The actual area may vary from the stated area and the developer reserves the right to make any revisions / alterations, at its absolute discretion, without any liability whatsoever.



KEY PLAN



KEY ELEVATION



UNIT - W 209

STUDIO

Internal living Area
450.65 sq.ft.

Outdoor Living Area
143.23 sq.ft.

Total Living Area
593.88 sq.ft.

DISCLAIMER:

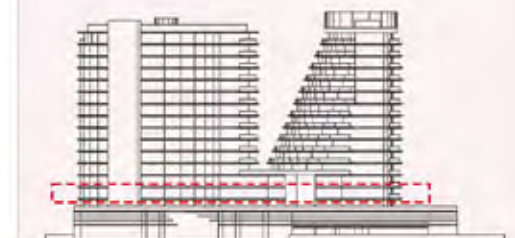
All measurements are indicative and for marketing purposes only. All efforts have been made to ensure their accuracy, however these layouts are subject to change at the discretion of the developer and should not be relied upon as final. The actual area may vary from the stated area and the developer reserves the right to make any revisions / alterations, at its absolute discretion, without any liability whatsoever.



KEY PLAN



KEY ELEVATION



UNIT - W 210

STUDIO

Internal living Area
483.28 sq.ft.

Outdoor Living Area
124.61 sq.ft.

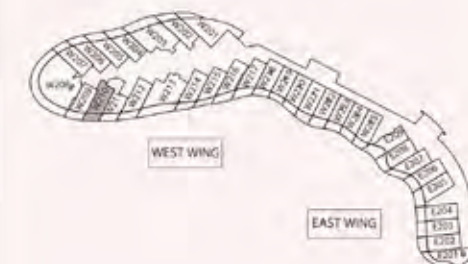
Total Living Area
607.89 sq.ft.

DISCLAIMER:


All measurements are indicative and for marketing purposes only. All efforts have been made to ensure their accuracy, however these layouts are subject to change at the discretion of the developer and should not be relied upon as final. The actual area may vary from the stated area and the developer reserves the right to make any revisions / alterations, at its absolute discretion, without any liability whatsoever.



KEY PLAN



KEY ELEVATION



UNIT - W 211

STUDIO

Internal living Area
502.65 sq.ft.

Outdoor Living Area
130.55 sq.ft.

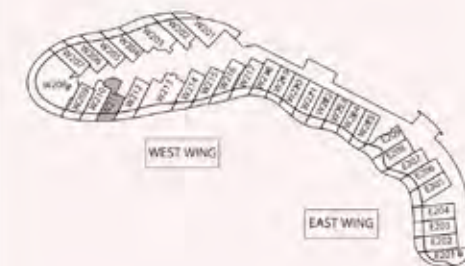
Total Living Area
633.20 sq.ft.

DISCLAIMER:

All measurements are indicative and for marketing purposes only. All efforts have been made to ensure their accuracy, however these layouts are subject to change at the discretion of the developer and should not be relied upon as final. The actual area may vary from the stated area and the developer reserves the right to make any revisions / alterations, at its absolute discretion, without any liability whatsoever.



KEY PLAN



KEY ELEVATION



UNIT - W 212

STUDIO

Internal living Area
525.68 sq.ft.

Outdoor Living Area
152.88 sq.ft.

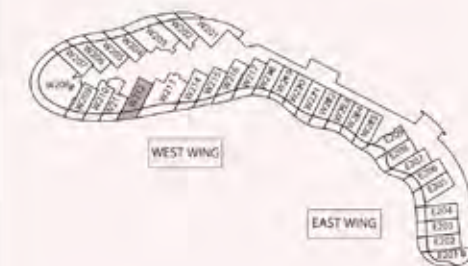
Total Living Area
678.57 sq.ft.

DISCLAIMER:


All measurements are indicative and for marketing purposes only. All efforts have been made to ensure their accuracy, however these layouts are subject to change at the discretion of the developer and should not be relied upon as final. The actual area may vary from the stated area and the developer reserves the right to make any revisions / alterations, at its absolute discretion, without any liability whatsoever.



KEY PLAN



KEY ELEVATION



UNIT - W 213

1 BEDROOM

Internal living Area
903.76 sq.ft.

Outdoor Living Area
323.73 sq.ft.

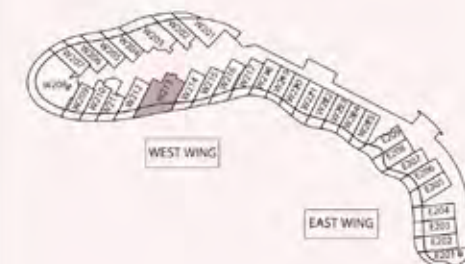
Total Living Area
1227.49 sq.ft.

DISCLAIMER:

All measurements are indicative and for marketing purposes only. All efforts have been made to ensure their accuracy, however these layouts are subject to change at the discretion of the developer and should not be relied upon as final. The actual area may vary from the stated area and the developer reserves the right to make any revisions / alterations, at its absolute discretion, without any liability whatsoever.



KEY PLAN



KEY ELEVATION



UNIT - W 214

STUDIO

Internal living Area
513.90 sq.ft.

Outdoor Living Area
125.62 sq.ft.

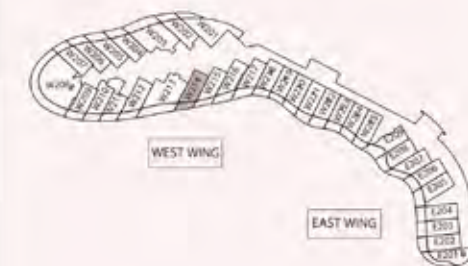
Total Living Area
639.53 sq.ft.

DISCLAIMER:


All measurements are indicative and for marketing purposes only. All efforts have been made to ensure their accuracy, however these layouts are subject to change at the discretion of the developer and should not be relied upon as final. The actual area may vary from the stated area and the developer reserves the right to make any revisions / alterations, at its absolute discretion, without any liability whatsoever.



KEY PLAN



KEY ELEVATION



UNIT - W 215

STUDIO

Internal living Area
477.94 sq.ft.

Outdoor Living Area
113.31 sq.ft.

Total Living Area
591.26 sq.ft.

DISCLAIMER:


All measurements are indicative and for marketing purposes only. All efforts have been made to ensure their accuracy, however these layouts are subject to change at the discretion of the developer and should not be relied upon as final. The actual area may vary from the stated area and the developer reserves the right to make any revisions / alterations, at its absolute discretion, without any liability whatsoever.



KEY PLAN



KEY ELEVATION



UNIT - W 216

STUDIO

Internal living Area
503.65 sq.ft.

Outdoor Living Area
166.62 sq.ft.

Total Living Area
670.27 sq.ft.

DISCLAIMER:


All measurements are indicative and for marketing purposes only. All efforts have been made to ensure their accuracy, however these layouts are subject to change at the discretion of the developer and should not be relied upon as final. The actual area may vary from the stated area and the developer reserves the right to make any revisions / alterations, at its absolute discretion, without any liability whatsoever.



KEY PLAN



KEY ELEVATION



UNIT - W 217

STUDIO

Internal living Area
469.78 sq.ft.

Outdoor Living Area
169.45 sq.ft.

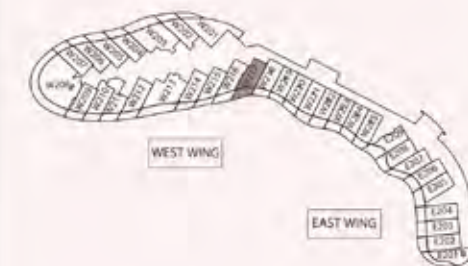
Total Living Area
639.23 sq.ft.

DISCLAIMER:

All measurements are indicative and for marketing purposes only. All efforts have been made to ensure their accuracy, however these layouts are subject to change at the discretion of the developer and should not be relied upon as final. The actual area may vary from the stated area and the developer reserves the right to make any revisions / alterations, at its absolute discretion, without any liability whatsoever.



KEY PLAN



KEY ELEVATION



UNIT - W 218

STUDIO

Internal living Area
476.20 sq.ft.

Outdoor Living Area
121.50 sq.ft.

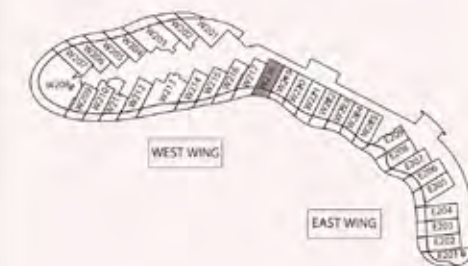
Total Living Area
597.70 sq.ft.

DISCLAIMER:

All measurements are indicative and for marketing purposes only. All efforts have been made to ensure their accuracy, however these layouts are subject to change at the discretion of the developer and should not be relied upon as final. The actual area may vary from the stated area and the developer reserves the right to make any revisions / alterations, at its absolute discretion, without any liability whatsoever.



KEY PLAN



KEY ELEVATION



UNIT - W 219

STUDIO

Internal living Area
449.72 sq.ft.

Outdoor Living Area
103.85 sq.ft.

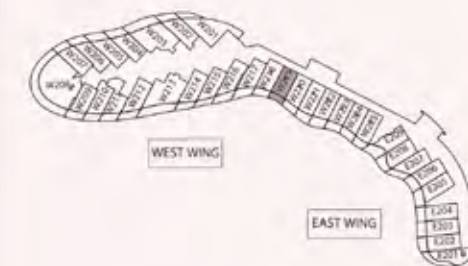
Total Living Area
553.57 sq.ft.

DISCLAIMER:

All measurements are indicative and for marketing purposes only. All efforts have been made to ensure their accuracy, however these layouts are subject to change at the discretion of the developer and should not be relied upon as final. The actual area may vary from the stated area and the developer reserves the right to make any revisions / alterations, at its absolute discretion, without any liability whatsoever.



KEY PLAN



KEY ELEVATION



UNIT - W 220

STUDIO

Internal living Area
477.49 sq.ft.

Outdoor Living Area
115.88 sq.ft.

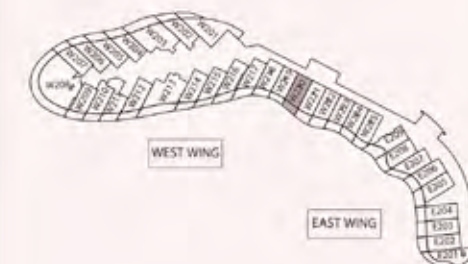
Total Living Area
593.36 sq.ft.

DISCLAIMER:


All measurements are indicative and for marketing purposes only. All efforts have been made to ensure their accuracy, however these layouts are subject to change at the discretion of the developer and should not be relied upon as final. The actual area may vary from the stated area and the developer reserves the right to make any revisions / alterations, at its absolute discretion, without any liability whatsoever.



KEY PLAN



KEY ELEVATION



UNIT - W 221

STUDIO

Internal living Area
503.11 sq.ft.

Outdoor Living Area
141.24 sq.ft.

Total Living Area
644.35 sq.ft.

DISCLAIMER:


All measurements are indicative and for marketing purposes only. All efforts have been made to ensure their accuracy, however these layouts are subject to change at the discretion of the developer and should not be relied upon as final. The actual area may vary from the stated area and the developer reserves the right to make any revisions / alterations, at its absolute discretion, without any liability whatsoever.



KEY PLAN



KEY ELEVATION



UNIT - W 222

STUDIO

Internal living Area
469.84 sq.ft.

Outdoor Living Area
163.06 sq.ft.

Total Living Area
632.90 sq.ft.

DISCLAIMER:


All measurements are indicative and for marketing purposes only. All efforts have been made to ensure their accuracy, however these layouts are subject to change at the discretion of the developer and should not be relied upon as final. The actual area may vary from the stated area and the developer reserves the right to make any revisions / alterations, at its absolute discretion, without any liability whatsoever.



KEY PLAN



KEY ELEVATION



UNIT - W 223

STUDIO

Internal living Area
426.68 sq.ft.

Outdoor Living Area
137.32 sq.ft.

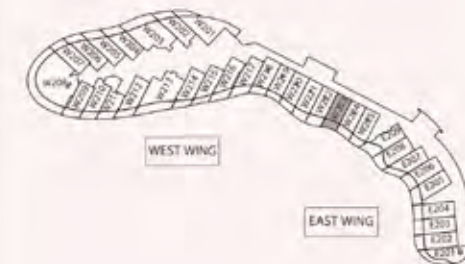
Total Living Area
564.00 sq.ft.

DISCLAIMER:


All measurements are indicative and for marketing purposes only. All efforts have been made to ensure their accuracy, however these layouts are subject to change at the discretion of the developer and should not be relied upon as final. The actual area may vary from the stated area and the developer reserves the right to make any revisions / alterations, at its absolute discretion, without any liability whatsoever.



KEY PLAN



KEY ELEVATION



UNIT - W 224

STUDIO

Internal living Area
434.00 sq.ft.

Outdoor Living Area
132.81 sq.ft.

Total Living Area
566.81 sq.ft.

DISCLAIMER:


All measurements are indicative and for marketing purposes only. All efforts have been made to ensure their accuracy, however these layouts are subject to change at the discretion of the developer and should not be relied upon as final. The actual area may vary from the stated area and the developer reserves the right to make any revisions / alterations, at its absolute discretion, without any liability whatsoever.



KEY PLAN



KEY ELEVATION



UNIT - W 225

STUDIO

Internal living Area
470.06 sq.ft.

Outdoor Living Area
117.42 sq.ft.

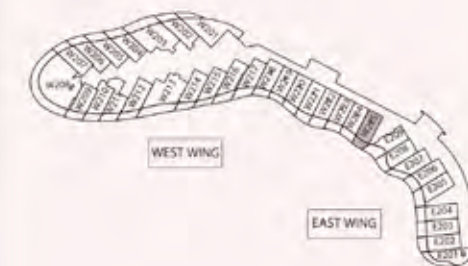
Total Living Area
587.48 sq.ft.

DISCLAIMER:


All measurements are indicative and for marketing purposes only. All efforts have been made to ensure their accuracy, however these layouts are subject to change at the discretion of the developer and should not be relied upon as final. The actual area may vary from the stated area and the developer reserves the right to make any revisions / alterations, at its absolute discretion, without any liability whatsoever.



KEY PLAN



KEY ELEVATION





THE BEACH RESIDENCES
AT AL MARJAN ISLAND



RANGE
RAS AL KHAIMAH

WEST WING FLOOR 03

UNIT - W 301

1 BEDROOM

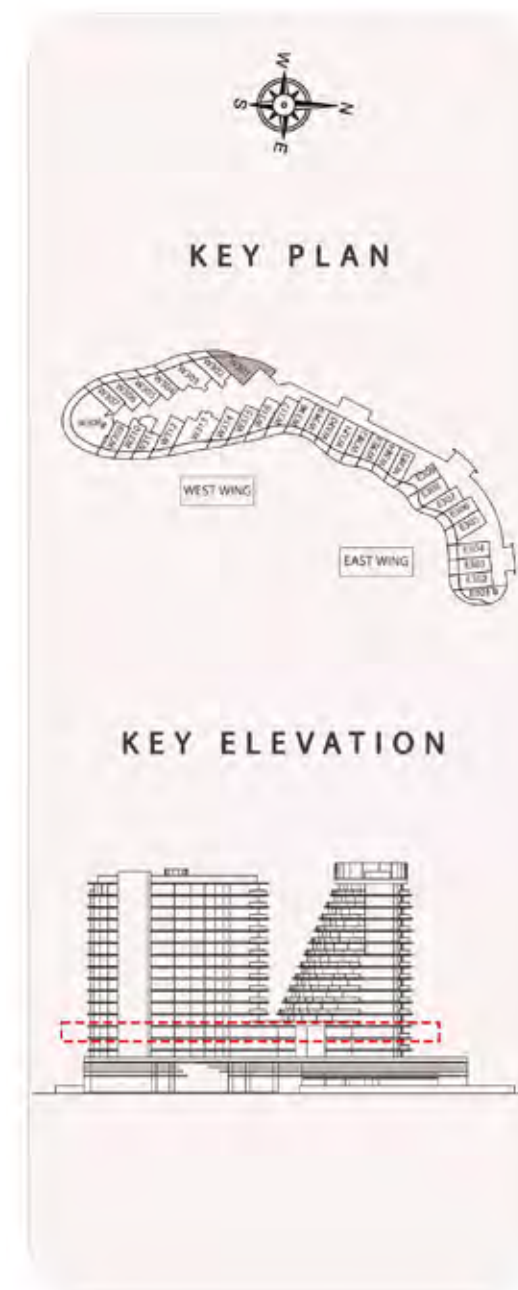
Internal living Area
850.29 sq.ft.

Outdoor Living Area
112.05 sq.ft.

Total Living Area
962.33 sq.ft.

DISCLAIMER:

All measurements are indicative and for marketing purposes only. All efforts have been made to ensure their accuracy, however these layouts are subject to change at the discretion of the developer and should not be relied upon as final. The actual area may vary from the stated area and the developer reserves the right to make any revisions / alterations, at its absolute discretion, without any liability whatsoever.



UNIT - W 302

STUDIO

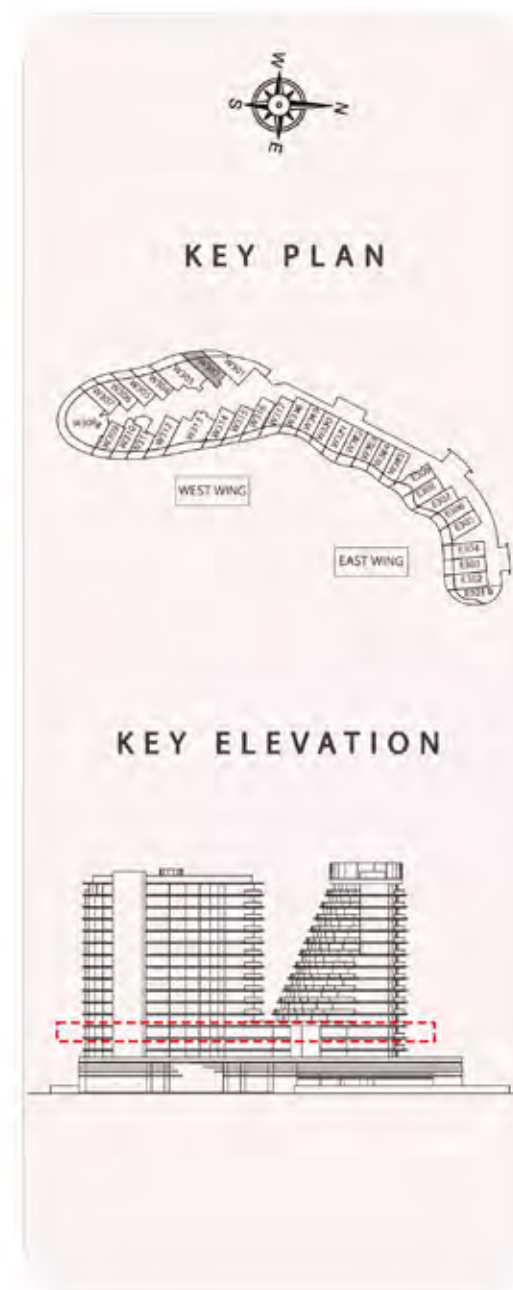
Internal living Area
522.70 sq.ft.

Outdoor Living Area
142.89 sq.ft.

Total Living Area
665.58 sq.ft.

DISCLAIMER:

All measurements are indicative and for marketing purposes only. All efforts have been made to ensure their accuracy, however these layouts are subject to change at the discretion of the developer and should not be relied upon as final. The actual area may vary from the stated area and the developer reserves the right to make any revisions / alterations, at its absolute discretion, without any liability whatsoever.



UNIT - W 303

1 BEDROOM

Internal living Area
898.72 sq.ft.

Outdoor Living Area
305.13 sq.ft.

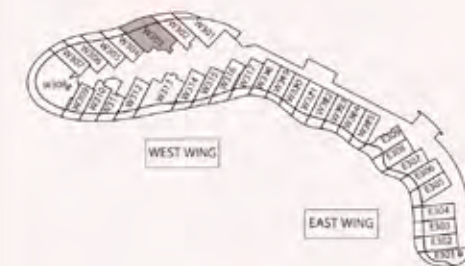
Total Living Area
1203.85 sq.ft.

DISCLAIMER:

All measurements are indicative and for marketing purposes only. All efforts have been made to ensure their accuracy, however these layouts are subject to change at the discretion of the developer and should not be relied upon as final. The actual area may vary from the stated area and the developer reserves the right to make any revisions / alterations, at its absolute discretion, without any liability whatsoever.



KEY PLAN



KEY ELEVATION



UNIT - W 304

STUDIO

Internal living Area
486.13 sq.ft.

Outdoor Living Area
156.36 sq.ft.

Total Living Area
642.48 sq.ft.

DISCLAIMER:

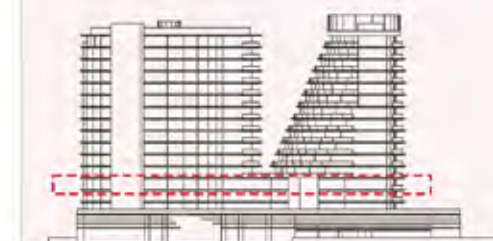
All measurements are indicative and for marketing purposes only. All efforts have been made to ensure their accuracy, however these layouts are subject to change at the discretion of the developer and should not be relied upon as final. The actual area may vary from the stated area and the developer reserves the right to make any revisions / alterations, at its absolute discretion, without any liability whatsoever.



KEY PLAN



KEY ELEVATION



UNIT - W 305

STUDIO

Internal living Area
526.22 sq.ft.

Outdoor Living Area
158.33 sq.ft.

Total Living Area
684.54 sq.ft.

DISCLAIMER:

All measurements are indicative and for marketing purposes only. All efforts have been made to ensure their accuracy, however these layouts are subject to change at the discretion of the developer and should not be relied upon as final. The actual area may vary from the stated area and the developer reserves the right to make any revisions / alterations, at its absolute discretion, without any liability whatsoever.



UNIT - W 306

STUDIO

Internal living Area
498.87 sq.ft.

Outdoor Living Area
137.68 sq.ft.

Total Living Area
636.55 sq.ft.

DISCLAIMER:

All measurements are indicative and for marketing purposes only. All efforts have been made to ensure their accuracy, however these layouts are subject to change at the discretion of the developer and should not be relied upon as final. The actual area may vary from the stated area and the developer reserves the right to make any revisions / alterations, at its absolute discretion, without any liability whatsoever.



UNIT - W 307

STUDIO

Internal living Area
508.48 sq.ft.

Outdoor Living Area
112.58 sq.ft.

Total Living Area
621.06 sq.ft.

DISCLAIMER:

All measurements are indicative and for marketing purposes only. All efforts have been made to ensure their accuracy, however these layouts are subject to change at the discretion of the developer and should not be relied upon as final. The actual area may vary from the stated area and the developer reserves the right to make any revisions / alterations, at its absolute discretion, without any liability whatsoever.



UNIT - W 308

2 BEDROOM

Internal living Area
1533.64 sq.ft.

Outdoor Living Area
681.70 sq.ft.

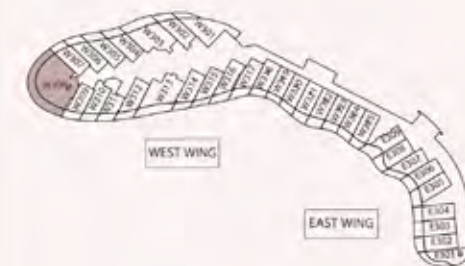
Total Living Area
2215.34 sq.ft.

DISCLAIMER:

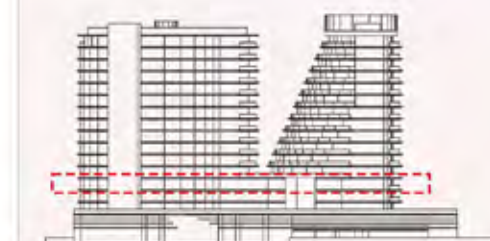
All measurements are indicative and for marketing purposes only. All efforts have been made to ensure their accuracy, however these layouts are subject to change at the discretion of the developer and should not be relied upon as final. The actual area may vary from the stated area and the developer reserves the right to make any revisions / alterations, at its absolute discretion, without any liability whatsoever.



KEY PLAN



KEY ELEVATION



West Wing - 3rd Floor

UNIT - W 309

STUDIO

Internal living Area
450.65 sq.ft.

Outdoor Living Area
143.23 sq.ft.

Total Living Area
593.88 sq.ft.

DISCLAIMER:

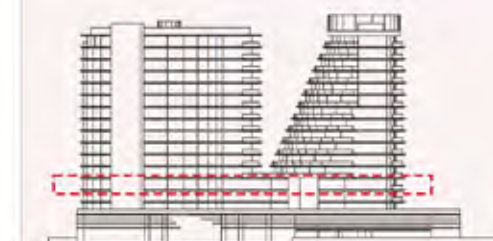
All measurements are indicative and for marketing purposes only. All efforts have been made to ensure their accuracy, however these layouts are subject to change at the discretion of the developer and should not be relied upon as final. The actual area may vary from the stated area and the developer reserves the right to make any revisions / alterations, at its absolute discretion, without any liability whatsoever.



KEY PLAN



KEY ELEVATION



UNIT - W 310

STUDIO

Internal living Area
483.28 sq.ft.

Outdoor Living Area
124.61 sq.ft.

Total Living Area
607.89 sq.ft.

DISCLAIMER:


All measurements are indicative and for marketing purposes only. All efforts have been made to ensure their accuracy, however these layouts are subject to change at the discretion of the developer and should not be relied upon as final. The actual area may vary from the stated area and the developer reserves the right to make any revisions / alterations, at its absolute discretion, without any liability whatsoever.



KEY PLAN



KEY ELEVATION



UNIT - W 311

STUDIO

Internal living Area
502.65 sq.ft.

Outdoor Living Area
130.55 sq.ft.

Total Living Area
633.20 sq.ft.

DISCLAIMER:

All measurements are indicative and for marketing purposes only. All efforts have been made to ensure their accuracy, however these layouts are subject to change at the discretion of the developer and should not be relied upon as final. The actual area may vary from the stated area and the developer reserves the right to make any revisions / alterations, at its absolute discretion, without any liability whatsoever.



UNIT - W 312

STUDIO

Internal living Area
525.68 sq.ft.

Outdoor Living Area
152.88 sq.ft.

Total Living Area
678.57 sq.ft.

DISCLAIMER:


All measurements are indicative and for marketing purposes only. All efforts have been made to ensure their accuracy, however these layouts are subject to change at the discretion of the developer and should not be relied upon as final. The actual area may vary from the stated area and the developer reserves the right to make any revisions / alterations, at its absolute discretion, without any liability whatsoever.



KEY PLAN



KEY ELEVATION



UNIT - W 313

1 BEDROOM

Internal living Area
903.76 sq.ft.

Outdoor Living Area
323.73 sq.ft.

Total Living Area
1227.49 sq.ft.

DISCLAIMER:

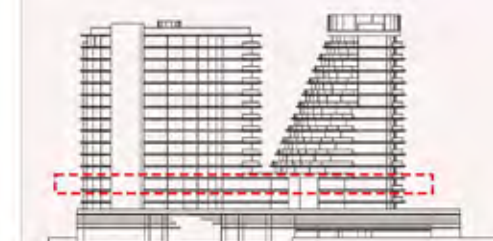
All measurements are indicative and for marketing purposes only. All efforts have been made to ensure their accuracy, however these layouts are subject to change at the discretion of the developer and should not be relied upon as final. The actual area may vary from the stated area and the developer reserves the right to make any revisions / alterations, at its absolute discretion, without any liability whatsoever.



KEY PLAN



KEY ELEVATION



UNIT - W 314

STUDIO

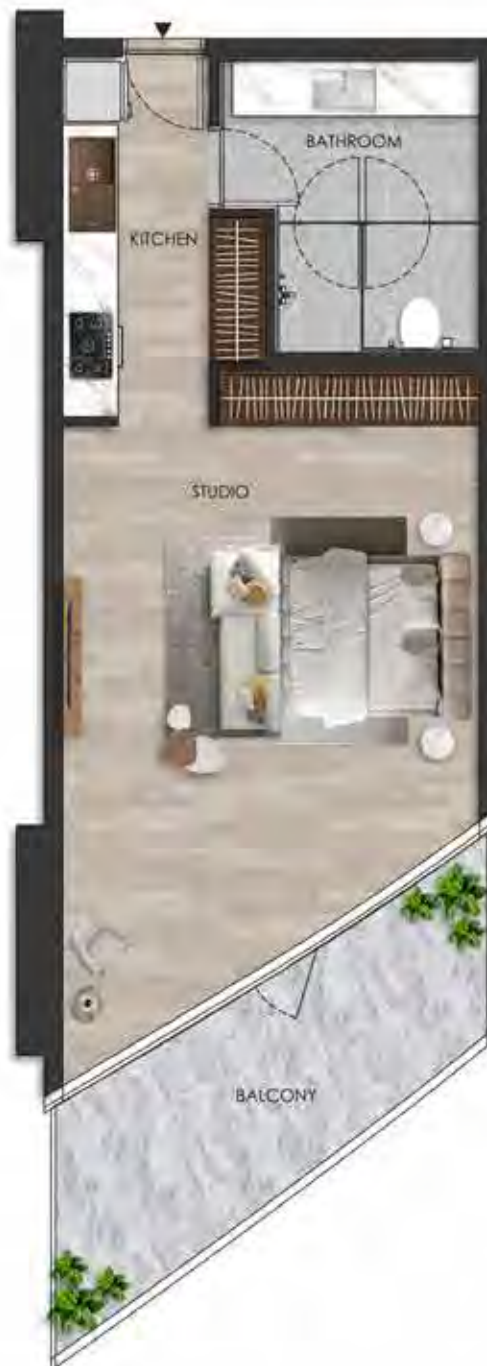
Internal living Area
513.90 sq.ft.

Outdoor Living Area
125.62 sq.ft.

Total Living Area
639.53 sq.ft.

DISCLAIMER:


All measurements are indicative and for marketing purposes only. All efforts have been made to ensure their accuracy, however these layouts are subject to change at the discretion of the developer and should not be relied upon as final. The actual area may vary from the stated area and the developer reserves the right to make any revisions / alterations, at its absolute discretion, without any liability whatsoever.



KEY PLAN



KEY ELEVATION



UNIT - W 315

STUDIO

Internal living Area
477.94 sq.ft.

Outdoor Living Area
113.31 sq.ft.

Total Living Area
591.26 sq.ft.

DISCLAIMER:

All measurements are indicative and for marketing purposes only. All efforts have been made to ensure their accuracy, however these layouts are subject to change at the discretion of the developer and should not be relied upon as final. The actual area may vary from the stated area and the developer reserves the right to make any revisions / alterations, at its absolute discretion, without any liability whatsoever.



UNIT - W 316

STUDIO

Internal living Area
503.65 sq.ft.

Outdoor Living Area
166.62 sq.ft.

Total Living Area
670.27 sq.ft.

DISCLAIMER:


All measurements are indicative and for marketing purposes only. All efforts have been made to ensure their accuracy, however these layouts are subject to change at the discretion of the developer and should not be relied upon as final. The actual area may vary from the stated area and the developer reserves the right to make any revisions / alterations, at its absolute discretion, without any liability whatsoever.



KEY PLAN



KEY ELEVATION



UNIT - W 317

STUDIO

Internal living Area
469.78 sq.ft.

Outdoor Living Area
169.45 sq.ft.

Total Living Area
639.23 sq.ft.

DISCLAIMER:


All measurements are indicative and for marketing purposes only. All efforts have been made to ensure their accuracy, however these layouts are subject to change at the discretion of the developer and should not be relied upon as final. The actual area may vary from the stated area and the developer reserves the right to make any revisions / alterations, at its absolute discretion, without any liability whatsoever.



KEY PLAN



KEY ELEVATION



UNIT - W 318

STUDIO

Internal living Area
476.20 sq.ft.

Outdoor Living Area
121.50 sq.ft.

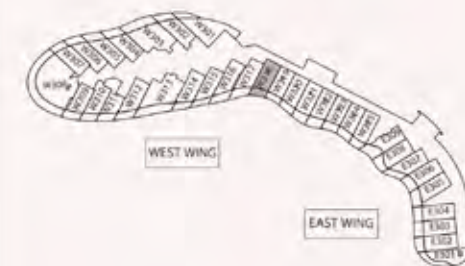
Total Living Area
597.70 sq.ft.

DISCLAIMER:


All measurements are indicative and for marketing purposes only. All efforts have been made to ensure their accuracy, however these layouts are subject to change at the discretion of the developer and should not be relied upon as final. The actual area may vary from the stated area and the developer reserves the right to make any revisions / alterations, at its absolute discretion, without any liability whatsoever.



KEY PLAN



KEY ELEVATION



UNIT - W 319

STUDIO

Internal living Area
449.72 sq.ft.

Outdoor Living Area
103.85 sq.ft.

Total Living Area
553.57 sq.ft.

DISCLAIMER:

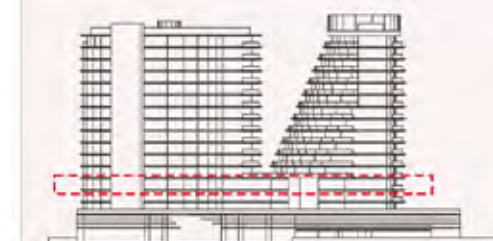
All measurements are indicative and for marketing purposes only. All efforts have been made to ensure their accuracy, however these layouts are subject to change at the discretion of the developer and should not be relied upon as final. The actual area may vary from the stated area and the developer reserves the right to make any revisions / alterations, at its absolute discretion, without any liability whatsoever.



KEY PLAN



KEY ELEVATION



UNIT - W 320

STUDIO

Internal living Area
477.49 sq.ft.

Outdoor Living Area
115.88 sq.ft.

Total Living Area
593.36 sq.ft.

DISCLAIMER:

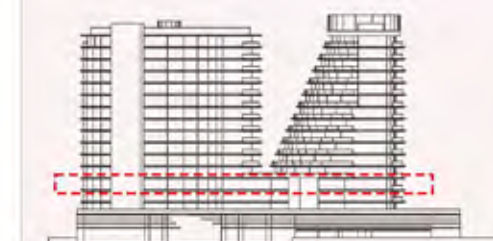
All measurements are indicative and for marketing purposes only. All efforts have been made to ensure their accuracy, however these layouts are subject to change at the discretion of the developer and should not be relied upon as final. The actual area may vary from the stated area and the developer reserves the right to make any revisions / alterations, at its absolute discretion, without any liability whatsoever.



KEY PLAN



KEY ELEVATION



UNIT - W 321

STUDIO

Internal living Area
503.11 sq.ft.

Outdoor Living Area
141.24 sq.ft.

Total Living Area
644.35 sq.ft.

DISCLAIMER:

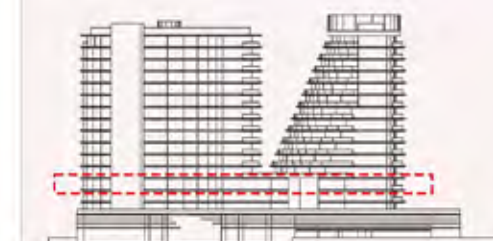
All measurements are indicative and for marketing purposes only. All efforts have been made to ensure their accuracy, however these layouts are subject to change at the discretion of the developer and should not be relied upon as final. The actual area may vary from the stated area and the developer reserves the right to make any revisions / alterations, at its absolute discretion, without any liability whatsoever.



KEY PLAN



KEY ELEVATION



UNIT - W 322

STUDIO

Internal living Area
469.84 sq.ft.

Outdoor Living Area
163.06 sq.ft.

Total Living Area
632.90 sq.ft.

DISCLAIMER:

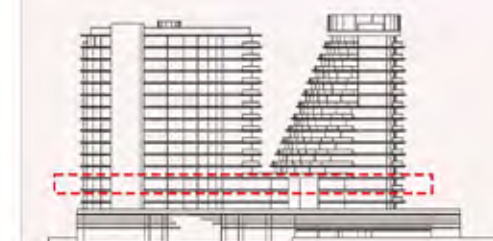
All measurements are indicative and for marketing purposes only. All efforts have been made to ensure their accuracy, however these layouts are subject to change at the discretion of the developer and should not be relied upon as final. The actual area may vary from the stated area and the developer reserves the right to make any revisions / alterations, at its absolute discretion, without any liability whatsoever.



KEY PLAN



KEY ELEVATION



UNIT - W 323

STUDIO

Internal living Area
426.68 sq.ft.

Outdoor Living Area
137.32 sq.ft.

Total Living Area
564.00 sq.ft.

DISCLAIMER:


All measurements are indicative and for marketing purposes only. All efforts have been made to ensure their accuracy, however these layouts are subject to change at the discretion of the developer and should not be relied upon as final. The actual area may vary from the stated area and the developer reserves the right to make any revisions / alterations, at its absolute discretion, without any liability whatsoever.



KEY PLAN



KEY ELEVATION



UNIT - W 324

STUDIO

Internal living Area
434.00 sq.ft.

Outdoor Living Area
132.81 sq.ft.

Total Living Area
566.81 sq.ft.

DISCLAIMER:

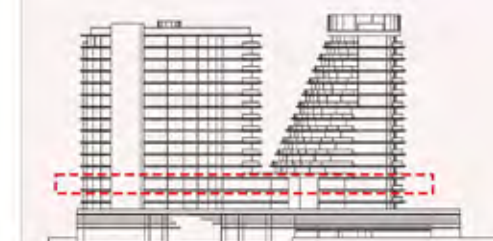
All measurements are indicative and for marketing purposes only. All efforts have been made to ensure their accuracy, however these layouts are subject to change at the discretion of the developer and should not be relied upon as final. The actual area may vary from the stated area and the developer reserves the right to make any revisions / alterations, at its absolute discretion, without any liability whatsoever.



KEY PLAN



KEY ELEVATION



UNIT - W 325

STUDIO

Internal living Area
470.06 sq.ft.

Outdoor Living Area
117.42 sq.ft.

Total Living Area
587.48 sq.ft.

DISCLAIMER:

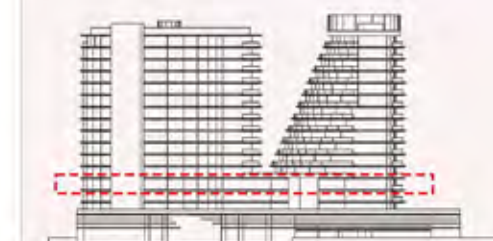
All measurements are indicative and for marketing purposes only. All efforts have been made to ensure their accuracy, however these layouts are subject to change at the discretion of the developer and should not be relied upon as final. The actual area may vary from the stated area and the developer reserves the right to make any revisions / alterations, at its absolute discretion, without any liability whatsoever.



KEY PLAN



KEY ELEVATION





THE BEACH RESIDENCES
AT AL MARJAN ISLAND



RANGE
RAS AL KHAIMAH

WEST WING FLOOR 04

UNIT - W 401

1 BEDROOM

Internal living Area
853.14 sq.ft.

Outdoor Living Area
112.05 sq.ft.

Total Living Area
965.18 sq.ft.

DISCLAIMER:


All measurements are indicative and for marketing purposes only. All efforts have been made to ensure their accuracy, however these layouts are subject to change at the discretion of the developer and should not be relied upon as final. The actual area may vary from the stated area and the developer reserves the right to make any revisions / alterations, at its absolute discretion, without any liability whatsoever.



KEY PLAN



KEY ELEVATION



UNIT - W 402

STUDIO

Internal living Area
522.70 sq.ft.

Outdoor Living Area
142.89 sq.ft.

Total Living Area
665.58 sq.ft.

DISCLAIMER:

All measurements are indicative and for marketing purposes only. All efforts have been made to ensure their accuracy, however these layouts are subject to change at the discretion of the developer and should not be relied upon as final.

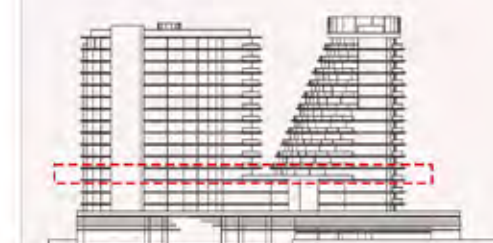
The actual area may vary from the stated area and the developer reserves the right to make any revisions / alterations, at its absolute discretion, without any liability whatsoever.



KEY PLAN



KEY ELEVATION



UNIT - W 403

1 BEDROOM

Internal living Area
898.72 sq.ft.

Outdoor Living Area
305.13 sq.ft.

Total Living Area
1203.85 sq.ft.

DISCLAIMER:

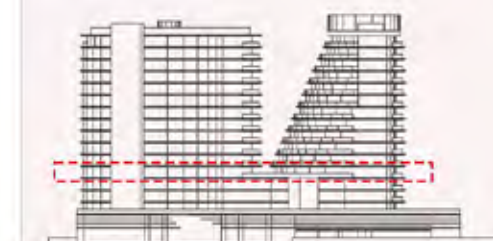
All measurements are indicative and for marketing purposes only. All efforts have been made to ensure their accuracy, however these layouts are subject to change at the discretion of the developer and should not be relied upon as final. The actual area may vary from the stated area and the developer reserves the right to make any revisions / alterations, at its absolute discretion, without any liability whatsoever.



KEY PLAN



KEY ELEVATION



UNIT - W 404

STUDIO

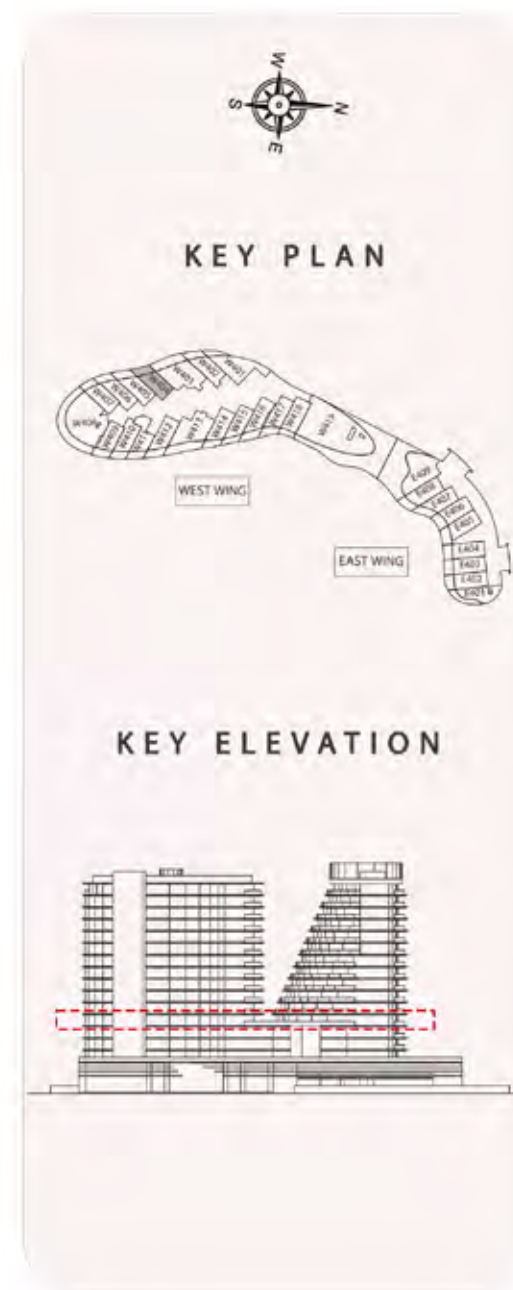
Internal living Area
486.13 sq.ft.

Outdoor Living Area
156.36 sq.ft.

Total Living Area
642.48 sq.ft.

DISCLAIMER:

All measurements are indicative and for marketing purposes only. All efforts have been made to ensure their accuracy, however these layouts are subject to change at the discretion of the developer and should not be relied upon as final. The actual area may vary from the stated area and the developer reserves the right to make any revisions / alterations, at its absolute discretion, without any liability whatsoever.



UNIT - W 405

STUDIO

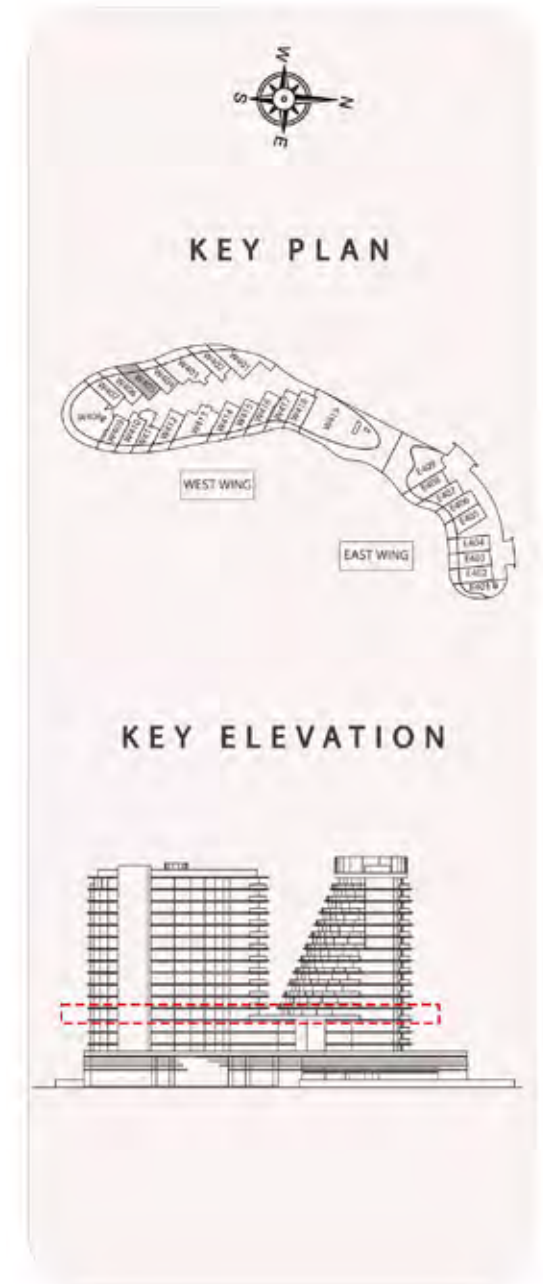
Internal living Area
526.22 sq.ft.

Outdoor Living Area
160.30 sq.ft.

Total Living Area
686.51 sq.ft.

DISCLAIMER:

All measurements are indicative and for marketing purposes only. All efforts have been made to ensure their accuracy, however these layouts are subject to change at the discretion of the developer and should not be relied upon as final. The actual area may vary from the stated area and the developer reserves the right to make any revisions / alterations, at its absolute discretion, without any liability whatsoever.



UNIT - W 406

STUDIO

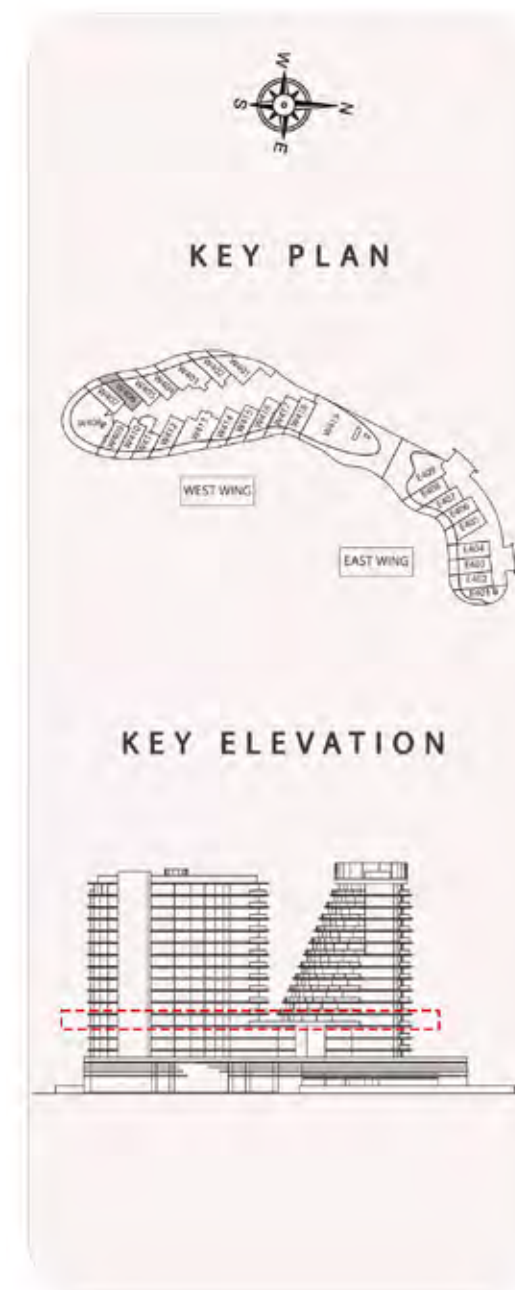
Internal living Area
498.87 sq.ft.

Outdoor Living Area
137.68 sq.ft.

Total Living Area
636.55 sq.ft.

DISCLAIMER:

All measurements are indicative and for marketing purposes only. All efforts have been made to ensure their accuracy, however these layouts are subject to change at the discretion of the developer and should not be relied upon as final. The actual area may vary from the stated area and the developer reserves the right to make any revisions / alterations, at its absolute discretion, without any liability whatsoever.



UNIT - W 407

STUDIO

Internal living Area
508.46 sq.ft.

Outdoor Living Area
112.58 sq.ft.

Total Living Area
621.04 sq.ft.

DISCLAIMER:

All measurements are indicative and for marketing purposes only. All efforts have been made to ensure their accuracy, however these layouts are subject to change at the discretion of the developer and should not be relied upon as final. The actual area may vary from the stated area and the developer reserves the right to make any revisions / alterations, at its absolute discretion, without any liability whatsoever.



UNIT - W 408

2 BEDROOM

Internal living Area
1533.64 sq.ft.

Outdoor Living Area
681.68 sq.ft.

Total Living Area
2215.32 sq.ft.

DISCLAIMER:

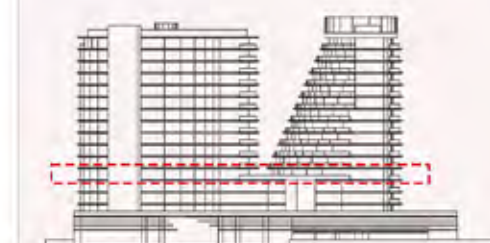
All measurements are indicative and for marketing purposes only. All efforts have been made to ensure their accuracy, however these layouts are subject to change at the discretion of the developer and should not be relied upon as final. The actual area may vary from the stated area and the developer reserves the right to make any revisions / alterations, at its absolute discretion, without any liability whatsoever.



KEY PLAN



KEY ELEVATION



West Wing - 4th Floor

UNIT - W 409

STUDIO

Internal living Area
451.60 sq.ft.

Outdoor Living Area
143.31 sq.ft.

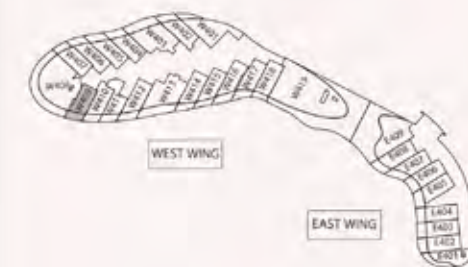
Total Living Area
594.91 sq.ft.

DISCLAIMER:

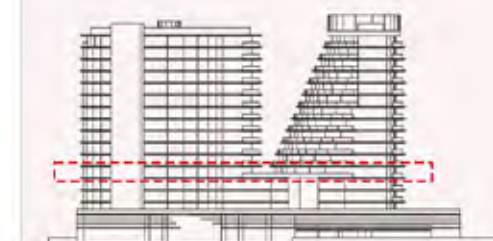
All measurements are indicative and for marketing purposes only. All efforts have been made to ensure their accuracy, however these layouts are subject to change at the discretion of the developer and should not be relied upon as final. The actual area may vary from the stated area and the developer reserves the right to make any revisions / alterations, at its absolute discretion, without any liability whatsoever.



KEY PLAN



KEY ELEVATION



UNIT - W 410

STUDIO

Internal living Area
483.28 sq.ft.

Outdoor Living Area
124.53 sq.ft.

Total Living Area
607.81 sq.ft.

DISCLAIMER:

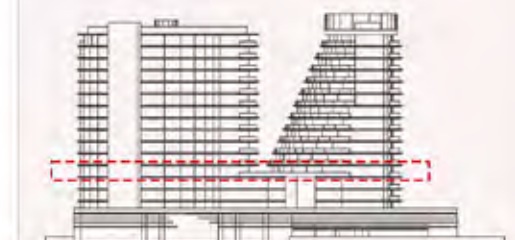
All measurements are indicative and for marketing purposes only. All efforts have been made to ensure their accuracy, however these layouts are subject to change at the discretion of the developer and should not be relied upon as final. The actual area may vary from the stated area and the developer reserves the right to make any revisions / alterations, at its absolute discretion, without any liability whatsoever.



KEY PLAN



KEY ELEVATION



UNIT - W 411

STUDIO

Internal living Area
502.65 sq.ft.

Outdoor Living Area
130.55 sq.ft.

Total Living Area
633.20 sq.ft.

DISCLAIMER:

All measurements are indicative and for marketing purposes only. All efforts have been made to ensure their accuracy, however these layouts are subject to change at the discretion of the developer and should not be relied upon as final. The actual area may vary from the stated area and the developer reserves the right to make any revisions / alterations, at its absolute discretion, without any liability whatsoever.



UNIT - W 412

STUDIO

Internal living Area
525.68 sq.ft.

Outdoor Living Area
152.88 sq.ft.

Total Living Area
678.57 sq.ft.

DISCLAIMER:

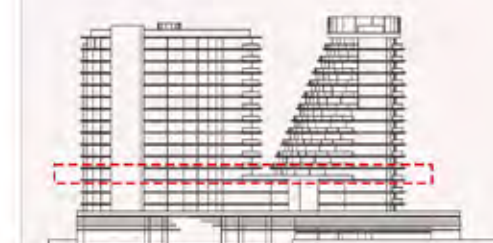
All measurements are indicative and for marketing purposes only. All efforts have been made to ensure their accuracy, however these layouts are subject to change at the discretion of the developer and should not be relied upon as final. The actual area may vary from the stated area and the developer reserves the right to make any revisions / alterations, at its absolute discretion, without any liability whatsoever.



KEY PLAN



KEY ELEVATION



UNIT - W 413

1 BEDROOM

Internal living Area
903.76 sq.ft.

Outdoor Living Area
323.73 sq.ft.

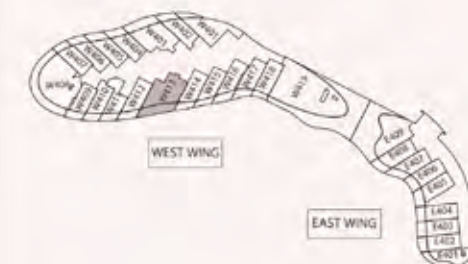
Total Living Area
1227.49 sq.ft.

DISCLAIMER:

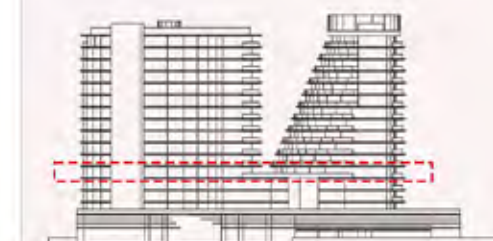
All measurements are indicative and for marketing purposes only. All efforts have been made to ensure their accuracy, however these layouts are subject to change at the discretion of the developer and should not be relied upon as final. The actual area may vary from the stated area and the developer reserves the right to make any revisions / alterations, at its absolute discretion, without any liability whatsoever.



KEY PLAN



KEY ELEVATION



UNIT - W 414

STUDIO

Internal living Area
513.92 sq.ft.

Outdoor Living Area
126.42 sq.ft.

Total Living Area
640.34 sq.ft.

DISCLAIMER:

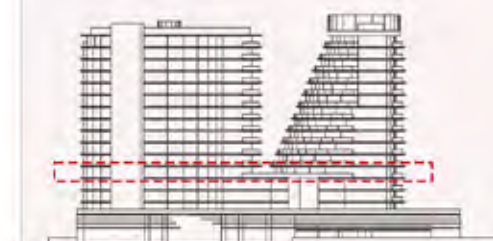
All measurements are indicative and for marketing purposes only. All efforts have been made to ensure their accuracy, however these layouts are subject to change at the discretion of the developer and should not be relied upon as final. The actual area may vary from the stated area and the developer reserves the right to make any revisions / alterations, at its absolute discretion, without any liability whatsoever.



KEY PLAN



KEY ELEVATION



UNIT - W 415

STUDIO

Internal living Area
477.96 sq.ft.

Outdoor Living Area
112.51 sq.ft.

Total Living Area
590.47 sq.ft.

DISCLAIMER:

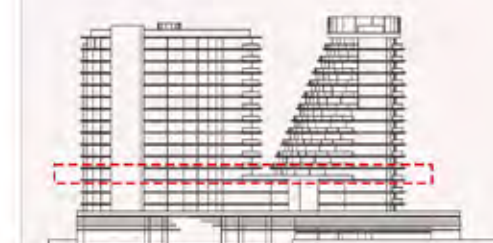
All measurements are indicative and for marketing purposes only. All efforts have been made to ensure their accuracy, however these layouts are subject to change at the discretion of the developer and should not be relied upon as final. The actual area may vary from the stated area and the developer reserves the right to make any revisions / alterations, at its absolute discretion, without any liability whatsoever.



KEY PLAN



KEY ELEVATION



UNIT - W 416

STUDIO

Internal living Area
503.65 sq.ft.

Outdoor Living Area
166.62 sq.ft.

Total Living Area
670.27 sq.ft.

DISCLAIMER:


All measurements are indicative and for marketing purposes only. All efforts have been made to ensure their accuracy, however these layouts are subject to change at the discretion of the developer and should not be relied upon as final. The actual area may vary from the stated area and the developer reserves the right to make any revisions / alterations, at its absolute discretion, without any liability whatsoever.



KEY PLAN



KEY ELEVATION



UNIT - W 417

STUDIO

Internal living Area
493.61 sq.ft.

Outdoor Living Area
149.12 sq.ft.

Total Living Area
642.73 sq.ft.

DISCLAIMER:

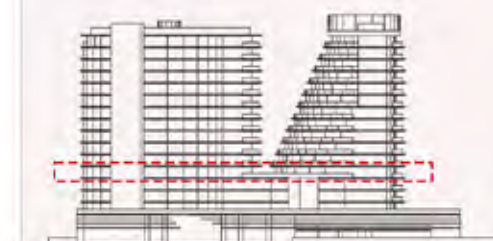
All measurements are indicative and for marketing purposes only. All efforts have been made to ensure their accuracy, however these layouts are subject to change at the discretion of the developer and should not be relied upon as final. The actual area may vary from the stated area and the developer reserves the right to make any revisions / alterations, at its absolute discretion, without any liability whatsoever.



KEY PLAN



KEY ELEVATION



UNIT - W 418

STUDIO

Internal living Area
541.90 sq.ft.

Outdoor Living Area
92.21 sq.ft.

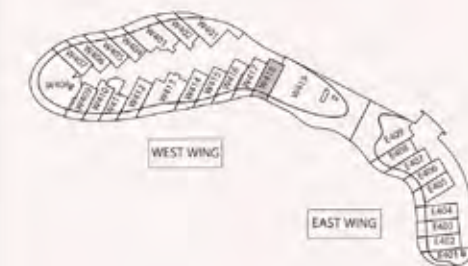
Total Living Area
634.11 sq.ft.

DISCLAIMER:

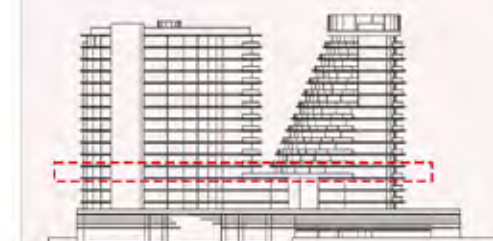
All measurements are indicative and for marketing purposes only. All efforts have been made to ensure their accuracy, however these layouts are subject to change at the discretion of the developer and should not be relied upon as final. The actual area may vary from the stated area and the developer reserves the right to make any revisions / alterations, at its absolute discretion, without any liability whatsoever.



KEY PLAN



KEY ELEVATION



UNIT - W 419

3 BEDROOM

Internal living Area
2526.83 sq.ft.

Outdoor Living Area
1791.70 sq.ft.

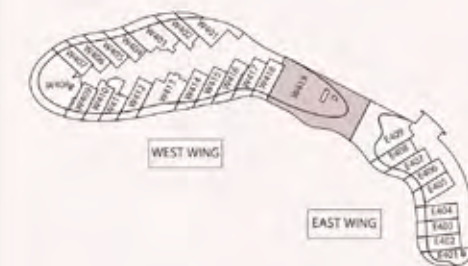
Total Living Area
4318.53 sq.ft.

DISCLAIMER:

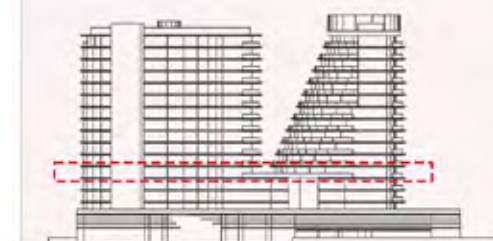
All measurements are indicative and for marketing purposes only. All efforts have been made to ensure their accuracy, however these layouts are subject to change at the discretion of the developer and should not be relied upon as final. The actual area may vary from the stated area and the developer reserves the right to make any revisions / alterations, at its absolute discretion, without any liability whatsoever.



KEY PLAN



KEY ELEVATION





THE BEACH RESIDENCES
AT AL MARJAN ISLAND



RANGE
RAS AL KHAIMAH

WEST WING FLOOR 05

UNIT - W 501

1 BEDROOM

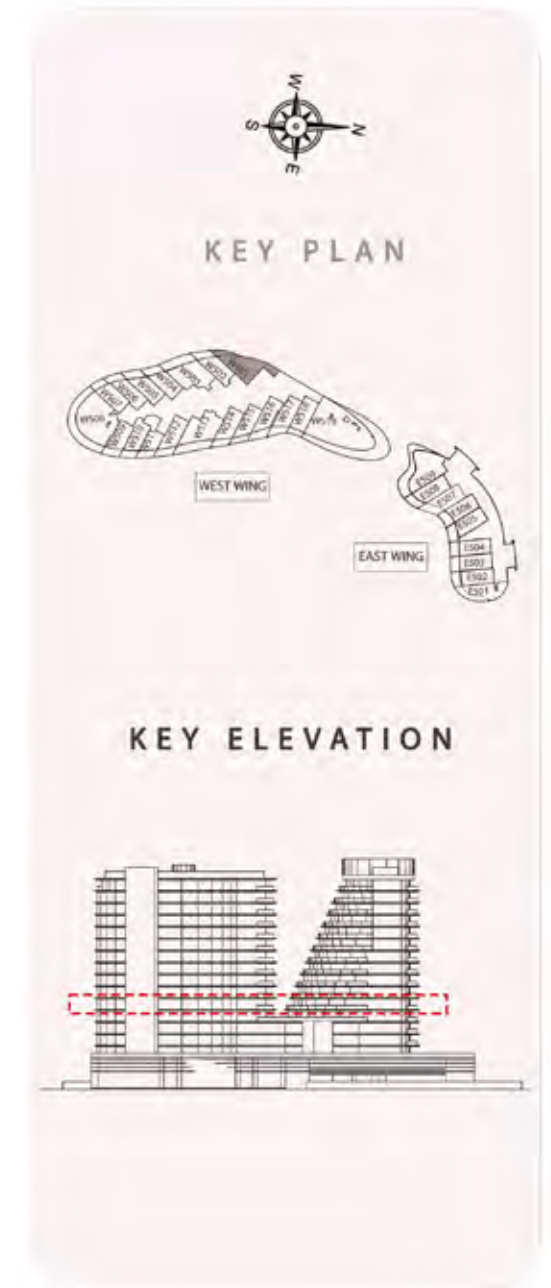
Internal living Area
853.14 sq.ft.

Outdoor Living Area
112.05 sq.ft.

Total Living Area
965.18 sq.ft.

DISCLAIMER:

All measurements are indicative and for marketing purposes only. All efforts have been made to ensure their accuracy, however these layouts are subject to change at the discretion of the developer and should not be relied upon as final. The actual area may vary from the stated area and the developer reserves the right to make any revisions / alterations, at its absolute discretion, without any liability whatsoever.



UNIT - W 502

STUDIO

Internal living Area
522.70 sq.ft.

Outdoor Living Area
142.89 sq.ft.

Total Living Area
665.58 sq.ft.

DISCLAIMER:

All measurements are indicative and for marketing purposes only. All efforts have been made to ensure their accuracy, however these layouts are subject to change at the discretion of the developer and should not be relied upon as final. The actual area may vary from the stated area and the developer reserves the right to make any revisions / alterations, at its absolute discretion, without any liability whatsoever.



UNIT - W 503

1 BEDROOM

Internal living Area
898.72 sq.ft.

Outdoor Living Area
305.13 sq.ft.

Total Living Area
1203.85 sq.ft.

DISCLAIMER:

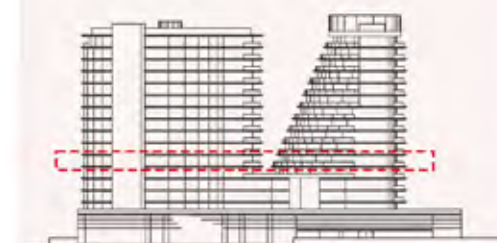
All measurements are indicative and for marketing purposes only. All efforts have been made to ensure their accuracy, however these layouts are subject to change at the discretion of the developer and should not be relied upon as final. The actual area may vary from the stated area and the developer reserves the right to make any revisions / alterations, at its absolute discretion, without any liability whatsoever.



KEY PLAN



KEY ELEVATION



UNIT - W 504

STUDIO

Internal living Area
486.13 sq.ft.

Outdoor Living Area
156.36 sq.ft.

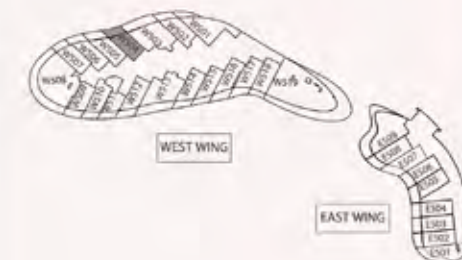
Total Living Area
642.48 sq.ft.

DISCLAIMER:

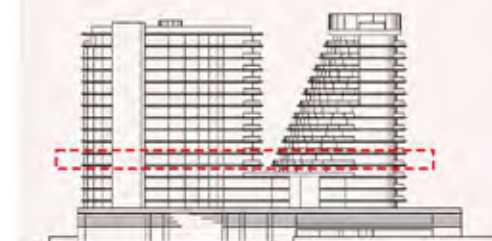
All measurements are indicative and for marketing purposes only. All efforts have been made to ensure their accuracy, however these layouts are subject to change at the discretion of the developer and should not be relied upon as final. The actual area may vary from the stated area and the developer reserves the right to make any revisions / alterations, at its absolute discretion, without any liability whatsoever.



KEY PLAN



KEY ELEVATION



UNIT - W 505

STUDIO

Internal living Area
526.22 sq.ft.

Outdoor Living Area
160.30 sq.ft.

Total Living Area
686.51 sq.ft.

DISCLAIMER:

All measurements are indicative and for marketing purposes only. All efforts have been made to ensure their accuracy, however these layouts are subject to change at the discretion of the developer and should not be relied upon as final. The actual area may vary from the stated area and the developer reserves the right to make any revisions / alterations, at its absolute discretion, without any liability whatsoever.



UNIT - W 506

STUDIO

Internal living Area
498.87 sq.ft.

Outdoor Living Area
137.68 sq.ft.

Total Living Area
636.55 sq.ft.

DISCLAIMER:

All measurements are indicative and for marketing purposes only. All efforts have been made to ensure their accuracy, however these layouts are subject to change at the discretion of the developer and should not be relied upon as final. The actual area may vary from the stated area and the developer reserves the right to make any revisions / alterations, at its absolute discretion, without any liability whatsoever.



UNIT - W 507

STUDIO

Internal living Area
508.46 sq.ft.

Outdoor Living Area
112.58 sq.ft.

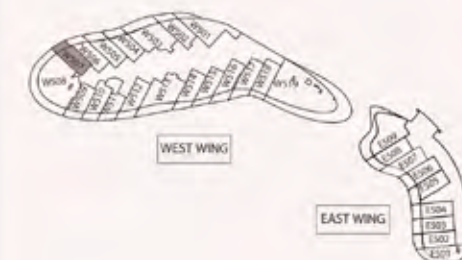
Total Living Area
621.04 sq.ft.

DISCLAIMER:

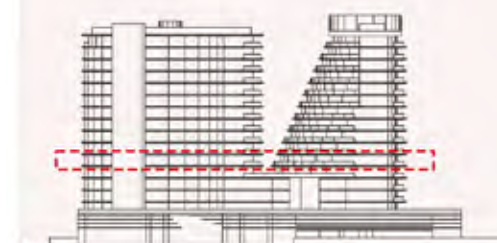
All measurements are indicative and for marketing purposes only. All efforts have been made to ensure their accuracy, however these layouts are subject to change at the discretion of the developer and should not be relied upon as final. The actual area may vary from the stated area and the developer reserves the right to make any revisions / alterations, at its absolute discretion, without any liability whatsoever.



KEY PLAN



KEY ELEVATION



UNIT - W 508

2 BEDROOM

Internal living Area
1533.64 sq.ft.

Outdoor Living Area
681.68 sq.ft.

Total Living Area
2215.32 sq.ft.

DISCLAIMER:

All measurements are indicative and for marketing purposes only. All efforts have been made to ensure their accuracy, however these layouts are subject to change at the discretion of the developer and should not be relied upon as final. The actual area may vary from the stated area and the developer reserves the right to make any revisions / alterations, at its absolute discretion, without any liability whatsoever.



KEY PLAN



KEY ELEVATION



West Wing - 5th Floor

UNIT - W 509

STUDIO

Internal living Area
451.60 sq.ft.

Outdoor Living Area
143.31 sq.ft.

Total Living Area
594.91 sq.ft.

DISCLAIMER:

All measurements are indicative and for marketing purposes only. All efforts have been made to ensure their accuracy, however these layouts are subject to change at the discretion of the developer and should not be relied upon as final. The actual area may vary from the stated area and the developer reserves the right to make any revisions / alterations, at its absolute discretion, without any liability whatsoever.



KEY PLAN



KEY ELEVATION



UNIT - W 510

STUDIO

Internal living Area
483.28 sq.ft.

Outdoor Living Area
124.53 sq.ft.

Total Living Area
607.81 sq.ft.

DISCLAIMER:

All measurements are indicative and for marketing purposes only. All efforts have been made to ensure their accuracy, however these layouts are subject to change at the discretion of the developer and should not be relied upon as final. The actual area may vary from the stated area and the developer reserves the right to make any revisions / alterations, at its absolute discretion, without any liability whatsoever.



UNIT - W 511

STUDIO

Internal living Area
502.65 sq.ft.

Outdoor Living Area
130.55 sq.ft.

Total Living Area
633.20 sq.ft.

DISCLAIMER:

All measurements are indicative and for marketing purposes only. All efforts have been made to ensure their accuracy, however these layouts are subject to change at the discretion of the developer and should not be relied upon as final. The actual area may vary from the stated area and the developer reserves the right to make any revisions / alterations, at its absolute discretion, without any liability whatsoever.



West Wing - 5th Floor

UNIT - W 512

STUDIO

Internal living Area
525.68 sq.ft.

Outdoor Living Area
152.88 sq.ft.

Total Living Area
678.57 sq.ft.

DISCLAIMER:

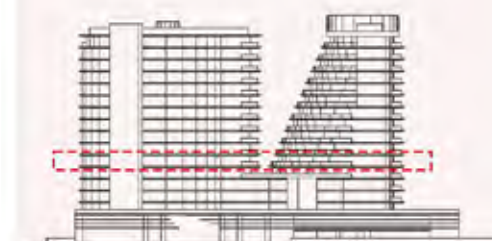
All measurements are indicative and for marketing purposes only. All efforts have been made to ensure their accuracy, however these layouts are subject to change at the discretion of the developer and should not be relied upon as final. The actual area may vary from the stated area and the developer reserves the right to make any revisions / alterations, at its absolute discretion, without any liability whatsoever.



KEY PLAN



KEY ELEVATION



UNIT - W 513

1 BEDROOM

Internal living Area
903.76 sq.ft.

Outdoor Living Area
323.73 sq.ft.

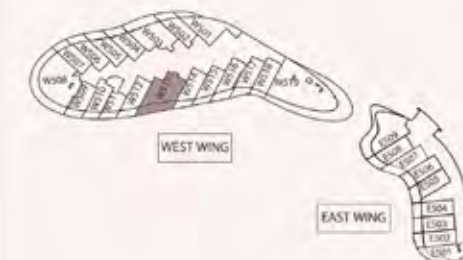
Total Living Area
1227.49 sq.ft.

DISCLAIMER:


All measurements are indicative and for marketing purposes only. All efforts have been made to ensure their accuracy, however these layouts are subject to change at the discretion of the developer and should not be relied upon as final. The actual area may vary from the stated area and the developer reserves the right to make any revisions / alterations, at its absolute discretion, without any liability whatsoever.



KEY PLAN



KEY ELEVATION



UNIT - W 514

STUDIO

Internal living Area
513.92 sq.ft.

Outdoor Living Area
126.42 sq.ft.

Total Living Area
640.34 sq.ft.

DISCLAIMER:

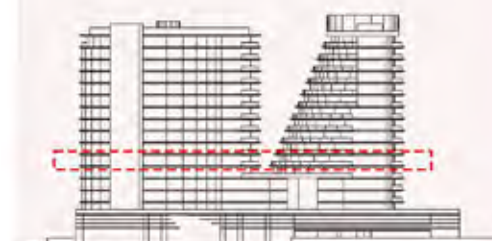
All measurements are indicative and for marketing purposes only. All efforts have been made to ensure their accuracy, however these layouts are subject to change at the discretion of the developer and should not be relied upon as final. The actual area may vary from the stated area and the developer reserves the right to make any revisions / alterations, at its absolute discretion, without any liability whatsoever.



KEY PLAN



KEY ELEVATION



UNIT - W 515

STUDIO

Internal living Area
477.96 sq.ft.

Outdoor Living Area
112.51 sq.ft.

Total Living Area
590.47 sq.ft.

DISCLAIMER:

All measurements are indicative and for marketing purposes only. All efforts have been made to ensure their accuracy, however these layouts are subject to change at the discretion of the developer and should not be relied upon as final. The actual area may vary from the stated area and the developer reserves the right to make any revisions / alterations, at its absolute discretion, without any liability whatsoever.



UNIT - W 516

STUDIO

Internal living Area
503.65 sq.ft.

Outdoor Living Area
166.62 sq.ft.

Total Living Area
670.27 sq.ft.

DISCLAIMER:

All measurements are indicative and for marketing purposes only. All efforts have been made to ensure their accuracy, however these layouts are subject to change at the discretion of the developer and should not be relied upon as final.

The actual area may vary from the stated area and the developer reserves the right to make any revisions / alterations, at its absolute discretion, without any liability whatsoever.



UNIT - W 517

STUDIO

Internal living Area
493.63 sq.ft.

Outdoor Living Area
149.12 sq.ft.

Total Living Area
642.76 sq.ft.

DISCLAIMER:

All measurements are indicative and for marketing purposes only. All efforts have been made to ensure their accuracy, however these layouts are subject to change at the discretion of the developer and should not be relied upon as final. The actual area may vary from the stated area and the developer reserves the right to make any revisions / alterations, at its absolute discretion, without any liability whatsoever.



UNIT - W 518

STUDIO

Internal living Area
541.02 sq.ft.

Outdoor Living Area
92.21 sq.ft.

Total Living Area
633.23 sq.ft.

DISCLAIMER:

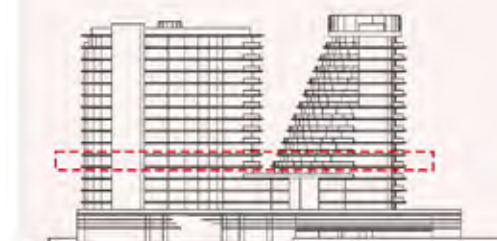
All measurements are indicative and for marketing purposes only. All efforts have been made to ensure their accuracy, however these layouts are subject to change at the discretion of the developer and should not be relied upon as final. The actual area may vary from the stated area and the developer reserves the right to make any revisions / alterations, at its absolute discretion, without any liability whatsoever.



KEY PLAN



KEY ELEVATION



UNIT - W 519

3 BEDROOM

Internal living Area
2146.00 sq.ft.

Outdoor Living Area
1208.13 sq.ft.

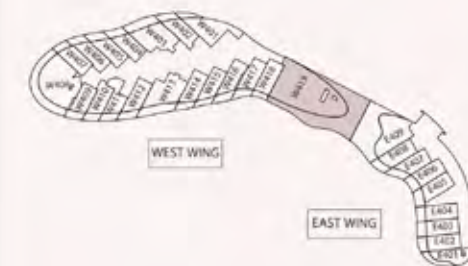
Total Living Area
3354.13 sq.ft.

DISCLAIMER:

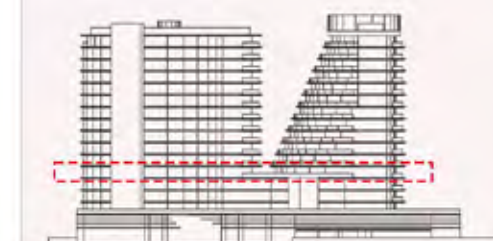
All measurements are indicative and for marketing purposes only. All efforts have been made to ensure their accuracy, however these layouts are subject to change at the discretion of the developer and should not be relied upon as final. The actual area may vary from the stated area and the developer reserves the right to make any revisions / alterations, at its absolute discretion, without any liability whatsoever.



KEY PLAN



KEY ELEVATION





THE BEACH RESIDENCES
AT AL MARJAN ISLAND



RANGE
RAS AL KHAIMAH

WEST WING FLOOR 06

UNIT - W 601

1 BEDROOM

Internal living Area
853.14 sq.ft.

Outdoor Living Area
112.05 sq.ft.

Total Living Area
965.18 sq.ft.

DISCLAIMER:

All measurements are indicative and for marketing purposes only. All efforts have been made to ensure their accuracy, however these layouts are subject to change at the discretion of the developer and should not be relied upon as final. The actual area may vary from the stated area and the developer reserves the right to make any revisions / alterations, at its absolute discretion, without any liability whatsoever.



UNIT - W 602

STUDIO

Internal living Area
522.70 sq.ft.

Outdoor Living Area
142.89 sq.ft.

Total Living Area
665.58 sq.ft.

DISCLAIMER:

All measurements are indicative and for marketing purposes only. All efforts have been made to ensure their accuracy, however these layouts are subject to change at the discretion of the developer and should not be relied upon as final. The actual area may vary from the stated area and the developer reserves the right to make any revisions / alterations, at its absolute discretion, without any liability whatsoever.



UNIT - W 603

1 BEDROOM

Internal living Area
898.72 sq.ft.

Outdoor Living Area
305.13 sq.ft.

Total Living Area
1203.85 sq.ft.



DISCLAIMER:


All measurements are indicative and for marketing purposes only. All efforts have been made to ensure their accuracy, however these layouts are subject to change at the discretion of the developer and should not be relied upon as final. The actual area may vary from the stated area and the developer reserves the right to make any revisions / alterations, at its absolute discretion, without any liability whatsoever.



KEY PLAN



KEY ELEVATION



UNIT - W 604

STUDIO

Internal living Area
486.13 sq.ft.

Outdoor Living Area
156.36 sq.ft.

Total Living Area
642.48 sq.ft.

DISCLAIMER:


All measurements are indicative and for marketing purposes only. All efforts have been made to ensure their accuracy, however these layouts are subject to change at the discretion of the developer and should not be relied upon as final. The actual area may vary from the stated area and the developer reserves the right to make any revisions / alterations, at its absolute discretion, without any liability whatsoever.



KEY PLAN



KEY ELEVATION



UNIT - W 605

STUDIO

Internal living Area
526.22 sq.ft.

Outdoor Living Area
160.30 sq.ft.

Total Living Area
686.51 sq.ft.

DISCLAIMER:

All measurements are indicative and for marketing purposes only. All efforts have been made to ensure their accuracy, however these layouts are subject to change at the discretion of the developer and should not be relied upon as final. The actual area may vary from the stated area and the developer reserves the right to make any revisions / alterations, at its absolute discretion, without any liability whatsoever.



UNIT - W 606

STUDIO

Internal living Area
498.87 sq.ft.

Outdoor Living Area
137.47 sq.ft.

Total Living Area
636.34 sq.ft.

DISCLAIMER:

All measurements are indicative and for marketing purposes only. All efforts have been made to ensure their accuracy, however these layouts are subject to change at the discretion of the developer and should not be relied upon as final. The actual area may vary from the stated area and the developer reserves the right to make any revisions / alterations, at its absolute discretion, without any liability whatsoever.



UNIT - W 607

STUDIO

Internal living Area
508.46 sq.ft.

Outdoor Living Area
112.86 sq.ft.

Total Living Area
621.32 sq.ft.

DISCLAIMER:

All measurements are indicative and for marketing purposes only. All efforts have been made to ensure their accuracy, however these layouts are subject to change at the discretion of the developer and should not be relied upon as final. The actual area may vary from the stated area and the developer reserves the right to make any revisions / alterations, at its absolute discretion, without any liability whatsoever.



UNIT - W 608

2 BEDROOM

Internal living Area
1533.64 sq.ft.

Outdoor Living Area
681.68 sq.ft.

Total Living Area
2215.32 sq.ft.

DISCLAIMER:

All measurements are indicative and for marketing purposes only. All efforts have been made to ensure their accuracy, however these layouts are subject to change at the discretion of the developer and should not be relied upon as final. The actual area may vary from the stated area and the developer reserves the right to make any revisions / alterations, at its absolute discretion, without any liability whatsoever.



KEY PLAN



KEY ELEVATION



UNIT - W 609

STUDIO

Internal living Area
451.60 sq.ft.

Outdoor Living Area
143.31 sq.ft.

Total Living Area
594.91 sq.ft.

DISCLAIMER:


All measurements are indicative and for marketing purposes only. All efforts have been made to ensure their accuracy, however these layouts are subject to change at the discretion of the developer and should not be relied upon as final. The actual area may vary from the stated area and the developer reserves the right to make any revisions / alterations, at its absolute discretion, without any liability whatsoever.



KEY PLAN



KEY ELEVATION



UNIT - W 610

STUDIO

Internal living Area
483.28 sq.ft.

Outdoor Living Area
124.53 sq.ft.

Total Living Area
607.81 sq.ft.

DISCLAIMER:


All measurements are indicative and for marketing purposes only. All efforts have been made to ensure their accuracy, however these layouts are subject to change at the discretion of the developer and should not be relied upon as final. The actual area may vary from the stated area and the developer reserves the right to make any revisions / alterations, at its absolute discretion, without any liability whatsoever.



KEY PLAN



KEY ELEVATION



UNIT - W 611

STUDIO

Internal living Area
502.65 sq.ft.

Outdoor Living Area
130.55 sq.ft.

Total Living Area
633.20 sq.ft.

DISCLAIMER:

All measurements are indicative and for marketing purposes only. All efforts have been made to ensure their accuracy, however these layouts are subject to change at the discretion of the developer and should not be relied upon as final. The actual area may vary from the stated area and the developer reserves the right to make any revisions / alterations, at its absolute discretion, without any liability whatsoever.



UNIT - W 612

STUDIO

Internal living Area
525.68 sq.ft.

Outdoor Living Area
152.88 sq.ft.

Total Living Area
678.57 sq.ft.

DISCLAIMER:


All measurements are indicative and for marketing purposes only. All efforts have been made to ensure their accuracy, however these layouts are subject to change at the discretion of the developer and should not be relied upon as final. The actual area may vary from the stated area and the developer reserves the right to make any revisions / alterations, at its absolute discretion, without any liability whatsoever.



KEY PLAN



KEY ELEVATION



UNIT - W 613

1 BEDROOM

Internal living Area
903.76 sq.ft.

Outdoor Living Area
323.73 sq.ft.

Total Living Area
1227.49 sq.ft.

DISCLAIMER:

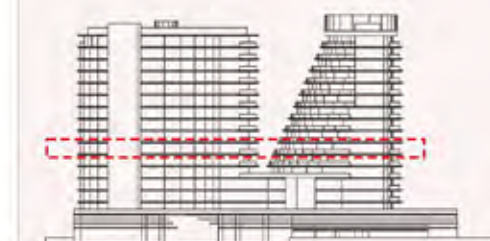
All measurements are indicative and for marketing purposes only. All efforts have been made to ensure their accuracy, however these layouts are subject to change at the discretion of the developer and should not be relied upon as final. The actual area may vary from the stated area and the developer reserves the right to make any revisions / alterations, at its absolute discretion, without any liability whatsoever.



KEY PLAN



KEY ELEVATION



UNIT - W 614

STUDIO

Internal living Area
513.92 sq.ft.

Outdoor Living Area
126.77 sq.ft.

Total Living Area
640.69 sq.ft.

DISCLAIMER:


All measurements are indicative and for marketing purposes only. All efforts have been made to ensure their accuracy, however these layouts are subject to change at the discretion of the developer and should not be relied upon as final. The actual area may vary from the stated area and the developer reserves the right to make any revisions / alterations, at its absolute discretion, without any liability whatsoever.



KEY PLAN



KEY ELEVATION



UNIT - W 615

STUDIO

Internal living Area
478.16 sq.ft.

Outdoor Living Area
111.98 sq.ft.

Total Living Area
590.13 sq.ft.

DISCLAIMER:


All measurements are indicative and for marketing purposes only. All efforts have been made to ensure their accuracy, however these layouts are subject to change at the discretion of the developer and should not be relied upon as final. The actual area may vary from the stated area and the developer reserves the right to make any revisions / alterations, at its absolute discretion, without any liability whatsoever.



KEY PLAN



KEY ELEVATION



UNIT - W 616

STUDIO

Internal living Area
503.65 sq.ft.

Outdoor Living Area
166.42 sq.ft.

Total Living Area
670.07 sq.ft.

DISCLAIMER:


All measurements are indicative and for marketing purposes only. All efforts have been made to ensure their accuracy, however these layouts are subject to change at the discretion of the developer and should not be relied upon as final. The actual area may vary from the stated area and the developer reserves the right to make any revisions / alterations, at its absolute discretion, without any liability whatsoever.



KEY PLAN



KEY ELEVATION



UNIT - W 617

STUDIO

Internal living Area
493.61 sq.ft.

Outdoor Living Area
149.47 sq.ft.

Total Living Area
643.07 sq.ft.

DISCLAIMER:

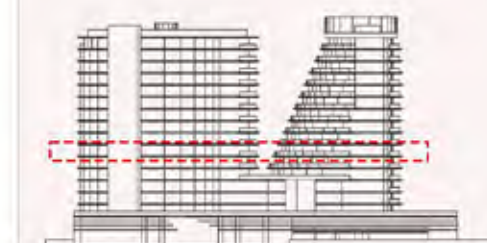
All measurements are indicative and for marketing purposes only. All efforts have been made to ensure their accuracy, however these layouts are subject to change at the discretion of the developer and should not be relied upon as final. The actual area may vary from the stated area and the developer reserves the right to make any revisions / alterations, at its absolute discretion, without any liability whatsoever.



KEY PLAN



KEY ELEVATION



UNIT - W 618

STUDIO

Internal living Area
537.95 sq.ft.

Outdoor Living Area
92.85 sq.ft.

Total Living Area
630.80 sq.ft.

DISCLAIMER:

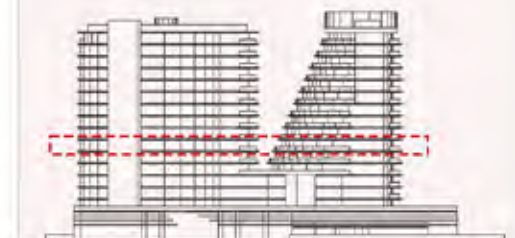
All measurements are indicative and for marketing purposes only. All efforts have been made to ensure their accuracy, however these layouts are subject to change at the discretion of the developer and should not be relied upon as final. The actual area may vary from the stated area and the developer reserves the right to make any revisions / alterations, at its absolute discretion, without any liability whatsoever.



KEY PLAN



KEY ELEVATION



UNIT - W 619

2 BEDROOM

Internal living Area
1842.35 sq.ft.

Outdoor Living Area
1116.06 sq.ft.

Total Living Area
2958.41 sq.ft.



DISCLAIMER:

All measurements are indicative and for marketing purposes only. All efforts have been made to ensure their accuracy, however these layouts are subject to change at the discretion of the developer and should not be relied upon as final. The actual area may vary from the stated area and the developer reserves the right to make any revisions / alterations, at its absolute discretion, without any liability whatsoever.



KEY PLAN



KEY ELEVATION





THE BEACH RESIDENCES
AT AL MARJAN ISLAND



RANGE
RAS AL KHAIMAH

WEST WING FLOOR 07

UNIT - W 701

1 BEDROOM

Internal living Area
853.14 sq.ft.

Outdoor Living Area
112.05 sq.ft.

Total Living Area
965.18 sq.ft.

DISCLAIMER:

All measurements are indicative and for marketing purposes only. All efforts have been made to ensure their accuracy, however these layouts are subject to change at the discretion of the developer and should not be relied upon as final. The actual area may vary from the stated area and the developer reserves the right to make any revisions / alterations, at its absolute discretion, without any liability whatsoever.



KEY PLAN



KEY ELEVATION



UNIT - W 702

STUDIO

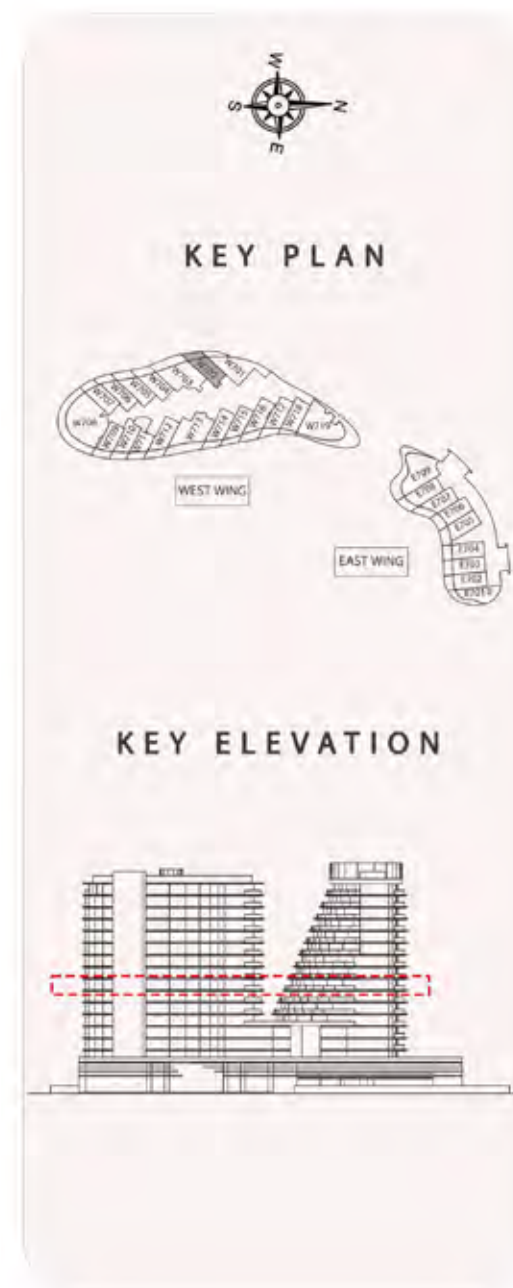
Internal living Area
522.70 sq.ft.

Outdoor Living Area
142.89 sq.ft.

Total Living Area
665.58 sq.ft.

DISCLAIMER:

All measurements are indicative and for marketing purposes only. All efforts have been made to ensure their accuracy, however these layouts are subject to change at the discretion of the developer and should not be relied upon as final. The actual area may vary from the stated area and the developer reserves the right to make any revisions / alterations, at its absolute discretion, without any liability whatsoever.



UNIT - W 703

1 BEDROOM

Internal living Area
898.72 sq.ft.

Outdoor Living Area
305.13 sq.ft.

Total Living Area
1203.85 sq.ft.

DISCLAIMER:


All measurements are indicative and for marketing purposes only. All efforts have been made to ensure their accuracy, however these layouts are subject to change at the discretion of the developer and should not be relied upon as final. The actual area may vary from the stated area and the developer reserves the right to make any revisions / alterations, at its absolute discretion, without any liability whatsoever.



KEY PLAN



KEY ELEVATION



UNIT - W 704

STUDIO

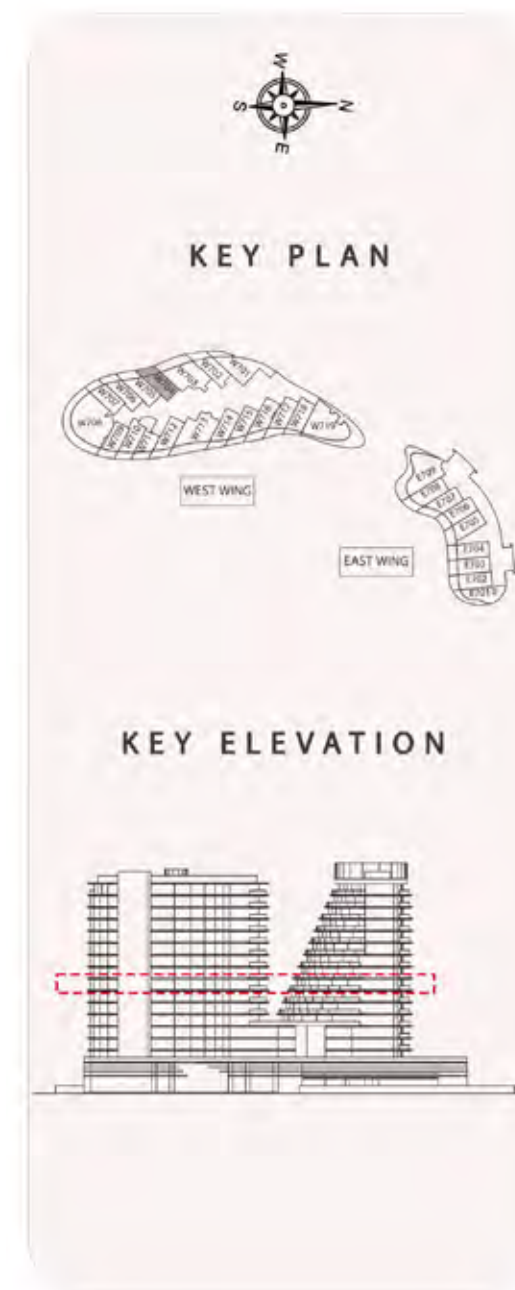
Internal living Area
486.13 sq.ft.

Outdoor Living Area
156.36 sq.ft.

Total Living Area
642.48 sq.ft.

DISCLAIMER:

All measurements are indicative and for marketing purposes only. All efforts have been made to ensure their accuracy, however these layouts are subject to change at the discretion of the developer and should not be relied upon as final. The actual area may vary from the stated area and the developer reserves the right to make any revisions / alterations, at its absolute discretion, without any liability whatsoever.



UNIT - W 705

STUDIO

Internal living Area
526.22 sq.ft.

Outdoor Living Area
160.30 sq.ft.

Total Living Area
686.51 sq.ft.

DISCLAIMER:

All measurements are indicative and for marketing purposes only. All efforts have been made to ensure their accuracy, however these layouts are subject to change at the discretion of the developer and should not be relied upon as final. The actual area may vary from the stated area and the developer reserves the right to make any revisions / alterations, at its absolute discretion, without any liability whatsoever.



UNIT - W 706

STUDIO

Internal living Area
498.87 sq.ft.

Outdoor Living Area
137.47 sq.ft.

Total Living Area
636.34 sq.ft.

DISCLAIMER:

All measurements are indicative and for marketing purposes only. All efforts have been made to ensure their accuracy, however these layouts are subject to change at the discretion of the developer and should not be relied upon as final. The actual area may vary from the stated area and the developer reserves the right to make any revisions / alterations, at its absolute discretion, without any liability whatsoever.



UNIT - W 707

STUDIO

Internal living Area
508.46 sq.ft.

Outdoor Living Area
112.86 sq.ft.

Total Living Area
621.32 sq.ft.

DISCLAIMER:

All measurements are indicative and for marketing purposes only. All efforts have been made to ensure their accuracy, however these layouts are subject to change at the discretion of the developer and should not be relied upon as final. The actual area may vary from the stated area and the developer reserves the right to make any revisions / alterations, at its absolute discretion, without any liability whatsoever.



UNIT - W 708

2 BEDROOM

Internal living Area
1533.64 sq.ft.

Outdoor Living Area
681.68 sq.ft.

Total Living Area
2215.32 sq.ft.

DISCLAIMER:

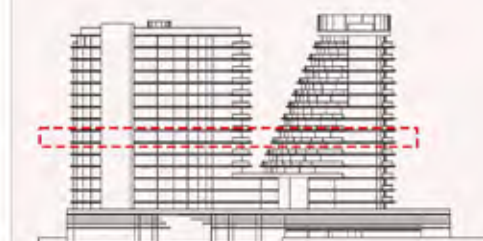
All measurements are indicative and for marketing purposes only. All efforts have been made to ensure their accuracy, however these layouts are subject to change at the discretion of the developer and should not be relied upon as final. The actual area may vary from the stated area and the developer reserves the right to make any revisions / alterations, at its absolute discretion, without any liability whatsoever.



KEY PLAN



KEY ELEVATION



UNIT - W 709

STUDIO

Internal living Area
451.60 sq.ft.

Outdoor Living Area
143.31 sq.ft.

Total Living Area
594.91 sq.ft.

DISCLAIMER:

All measurements are indicative and for marketing purposes only. All efforts have been made to ensure their accuracy, however these layouts are subject to change at the discretion of the developer and should not be relied upon as final. The actual area may vary from the stated area and the developer reserves the right to make any revisions / alterations, at its absolute discretion, without any liability whatsoever.



KEY PLAN



KEY ELEVATION



UNIT - W 710

STUDIO

Internal living Area
483.28 sq.ft.

Outdoor Living Area
124.53 sq.ft.

Total Living Area
607.81 sq.ft.

DISCLAIMER:

All measurements are indicative and for marketing purposes only. All efforts have been made to ensure their accuracy, however these layouts are subject to change at the discretion of the developer and should not be relied upon as final. The actual area may vary from the stated area and the developer reserves the right to make any revisions / alterations, at its absolute discretion, without any liability whatsoever.



KEY PLAN



KEY ELEVATION



UNIT - W 711

STUDIO

Internal living Area
502.65 sq.ft.

Outdoor Living Area
130.55 sq.ft.

Total Living Area
633.20 sq.ft.

DISCLAIMER:


All measurements are indicative and for marketing purposes only. All efforts have been made to ensure their accuracy, however these layouts are subject to change at the discretion of the developer and should not be relied upon as final. The actual area may vary from the stated area and the developer reserves the right to make any revisions / alterations, at its absolute discretion, without any liability whatsoever.



KEY PLAN



KEY ELEVATION



West Wing - 7th Floor

UNIT - W 712

STUDIO

Internal living Area
525.68 sq.ft.

Outdoor Living Area
152.88 sq.ft.

Total Living Area
678.57 sq.ft.

DISCLAIMER:

All measurements are indicative and for marketing purposes only. All efforts have been made to ensure their accuracy, however these layouts are subject to change at the discretion of the developer and should not be relied upon as final. The actual area may vary from the stated area and the developer reserves the right to make any revisions / alterations, at its absolute discretion, without any liability whatsoever.



KEY PLAN



KEY ELEVATION



UNIT - W 713

1 BEDROOM

Internal living Area
903.76 sq.ft.

Outdoor Living Area
323.73 sq.ft.

Total Living Area
1227.49 sq.ft.

DISCLAIMER:


All measurements are indicative and for marketing purposes only. All efforts have been made to ensure their accuracy, however these layouts are subject to change at the discretion of the developer and should not be relied upon as final. The actual area may vary from the stated area and the developer reserves the right to make any revisions / alterations, at its absolute discretion, without any liability whatsoever.



KEY PLAN



KEY ELEVATION



West Wing - 7th Floor

UNIT - W 714

STUDIO

Internal living Area
513.92 sq.ft.

Outdoor Living Area
126.77 sq.ft.

Total Living Area
640.69 sq.ft.

DISCLAIMER:

All measurements are indicative and for marketing purposes only. All efforts have been made to ensure their accuracy, however these layouts are subject to change at the discretion of the developer and should not be relied upon as final. The actual area may vary from the stated area and the developer reserves the right to make any revisions / alterations, at its absolute discretion, without any liability whatsoever.



KEY PLAN



KEY ELEVATION



UNIT - W 715

STUDIO

Internal living Area
478.16 sq.ft.

Outdoor Living Area
111.98 sq.ft.

Total Living Area
590.13 sq.ft.

DISCLAIMER:


All measurements are indicative and for marketing purposes only. All efforts have been made to ensure their accuracy, however these layouts are subject to change at the discretion of the developer and should not be relied upon as final. The actual area may vary from the stated area and the developer reserves the right to make any revisions / alterations, at its absolute discretion, without any liability whatsoever.



KEY PLAN



KEY ELEVATION



UNIT - W 716

STUDIO

Internal living Area
503.65 sq.ft.

Outdoor Living Area
166.42 sq.ft.

Total Living Area
670.07 sq.ft.

DISCLAIMER:

All measurements are indicative and for marketing purposes only. All efforts have been made to ensure their accuracy, however these layouts are subject to change at the discretion of the developer and should not be relied upon as final. The actual area may vary from the stated area and the developer reserves the right to make any revisions / alterations, at its absolute discretion, without any liability whatsoever.



KEY PLAN



KEY ELEVATION



UNIT - W 717

STUDIO

Internal living Area
493.61 sq.ft.

Outdoor Living Area
149.41 sq.ft.

Total Living Area
643.01 sq.ft.

DISCLAIMER:

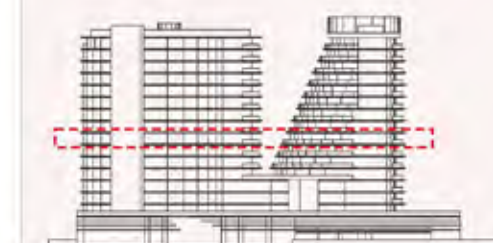
All measurements are indicative and for marketing purposes only. All efforts have been made to ensure their accuracy, however these layouts are subject to change at the discretion of the developer and should not be relied upon as final. The actual area may vary from the stated area and the developer reserves the right to make any revisions / alterations, at its absolute discretion, without any liability whatsoever.



KEY PLAN



KEY ELEVATION



UNIT - W 718

STUDIO

Internal living Area
532.05 sq.ft.

Outdoor Living Area
75.52 sq.ft.

Total Living Area
607.57 sq.ft.

DISCLAIMER:

All measurements are indicative and for marketing purposes only. All efforts have been made to ensure their accuracy, however these layouts are subject to change at the discretion of the developer and should not be relied upon as final. The actual area may vary from the stated area and the developer reserves the right to make any revisions / alterations, at its absolute discretion, without any liability whatsoever.



KEY PLAN



KEY ELEVATION



UNIT - W 719

2 BEDROOM

Internal living Area
1491.88 sq.ft.

Outdoor Living Area
655.55 sq.ft.

Total Living Area
2147.43 sq.ft.



DISCLAIMER:

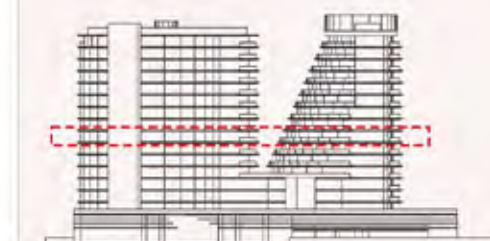
All measurements are indicative and for marketing purposes only. All efforts have been made to ensure their accuracy, however these layouts are subject to change at the discretion of the developer and should not be relied upon as final. The actual area may vary from the stated area and the developer reserves the right to make any revisions / alterations, at its absolute discretion, without any liability whatsoever.



KEY PLAN



KEY ELEVATION





THE BEACH RESIDENCES
AT AL MARJAN ISLAND



RANGE
RAS AL KHAIMAH

WEST WING FLOOR 08

UNIT - W 801

1 BEDROOM

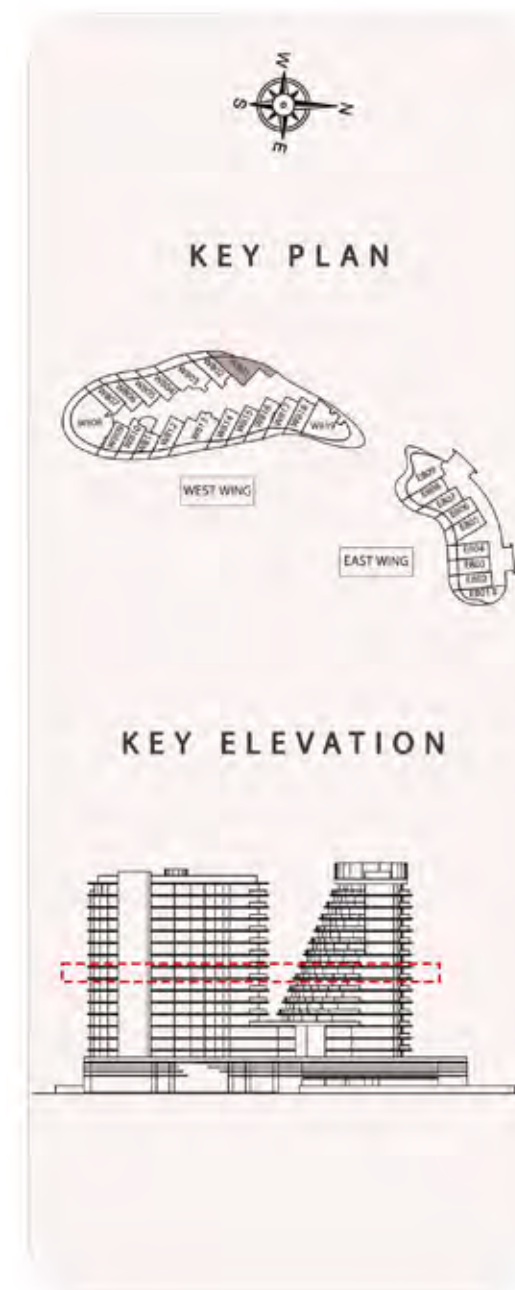
Internal living Area
853.14 sq.ft.

Outdoor Living Area
112.05 sq.ft.

Total Living Area
965.18 sq.ft.

DISCLAIMER:

All measurements are indicative and for marketing purposes only. All efforts have been made to ensure their accuracy, however these layouts are subject to change at the discretion of the developer and should not be relied upon as final. The actual area may vary from the stated area and the developer reserves the right to make any revisions / alterations, at its absolute discretion, without any liability whatsoever.



UNIT - W 802

STUDIO

Internal living Area
522.70 sq.ft.

Outdoor Living Area
142.89 sq.ft.

Total Living Area
665.58 sq.ft.

DISCLAIMER:

All measurements are indicative and for marketing purposes only. All efforts have been made to ensure their accuracy, however these layouts are subject to change at the discretion of the developer and should not be relied upon as final. The actual area may vary from the stated area and the developer reserves the right to make any revisions / alterations, at its absolute discretion, without any liability whatsoever.



UNIT - W 803

1 BEDROOM

Internal living Area
898.72 sq.ft.

Outdoor Living Area
305.13 sq.ft.

Total Living Area
1203.85 sq.ft.

DISCLAIMER:

All measurements are indicative and for marketing purposes only. All efforts have been made to ensure their accuracy, however these layouts are subject to change at the discretion of the developer and should not be relied upon as final. The actual area may vary from the stated area and the developer reserves the right to make any revisions / alterations, at its absolute discretion, without any liability whatsoever.



KEY PLAN



KEY ELEVATION



UNIT - W 804

STUDIO

Internal living Area
486.13 sq.ft.

Outdoor Living Area
156.36 sq.ft.

Total Living Area
642.48 sq.ft.

DISCLAIMER:

All measurements are indicative and for marketing purposes only. All efforts have been made to ensure their accuracy, however these layouts are subject to change at the discretion of the developer and should not be relied upon as final. The actual area may vary from the stated area and the developer reserves the right to make any revisions / alterations, at its absolute discretion, without any liability whatsoever.



UNIT - W 805

STUDIO

Internal living Area
526.30 sq.ft.

Outdoor Living Area
160.15 sq.ft.

Total Living Area
686.45 sq.ft.

DISCLAIMER:

All measurements are indicative and for marketing purposes only. All efforts have been made to ensure their accuracy, however these layouts are subject to change at the discretion of the developer and should not be relied upon as final. The actual area may vary from the stated area and the developer reserves the right to make any revisions / alterations, at its absolute discretion, without any liability whatsoever.



UNIT - W 806

STUDIO

Internal living Area
498.91 sq.ft.

Outdoor Living Area
137.70 sq.ft.

Total Living Area
636.61 sq.ft.

DISCLAIMER:

All measurements are indicative and for marketing purposes only. All efforts have been made to ensure their accuracy, however these layouts are subject to change at the discretion of the developer and should not be relied upon as final. The actual area may vary from the stated area and the developer reserves the right to make any revisions / alterations, at its absolute discretion, without any liability whatsoever.



UNIT - W 807

STUDIO

Internal living Area
508.46 sq.ft.

Outdoor Living Area
112.58 sq.ft.

Total Living Area
621.04 sq.ft.

DISCLAIMER:

All measurements are indicative and for marketing purposes only. All efforts have been made to ensure their accuracy, however these layouts are subject to change at the discretion of the developer and should not be relied upon as final. The actual area may vary from the stated area and the developer reserves the right to make any revisions / alterations, at its absolute discretion, without any liability whatsoever.



UNIT - W 808

2 BEDROOM

Internal living Area
1533.64 sq.ft.

Outdoor Living Area
681.68 sq.ft.

Total Living Area
2215.32 sq.ft.

DISCLAIMER:

All measurements are indicative and for marketing purposes only. All efforts have been made to ensure their accuracy, however these layouts are subject to change at the discretion of the developer and should not be relied upon as final. The actual area may vary from the stated area and the developer reserves the right to make any revisions / alterations, at its absolute discretion, without any liability whatsoever.



KEY PLAN



KEY ELEVATION



UNIT - W 809

STUDIO

Internal living Area
451.60 sq.ft.

Outdoor Living Area
143.31 sq.ft.

Total Living Area
549.91 sq.ft.

DISCLAIMER:

All measurements are indicative and for marketing purposes only. All efforts have been made to ensure their accuracy, however these layouts are subject to change at the discretion of the developer and should not be relied upon as final. The actual area may vary from the stated area and the developer reserves the right to make any revisions / alterations, at its absolute discretion, without any liability whatsoever.



KEY PLAN



KEY ELEVATION



UNIT - W 810

STUDIO

Internal living Area
483.28 sq.ft.

Outdoor Living Area
124.53 sq.ft.

Total Living Area
607.81 sq.ft.

DISCLAIMER:

All measurements are indicative and for marketing purposes only. All efforts have been made to ensure their accuracy, however these layouts are subject to change at the discretion of the developer and should not be relied upon as final. The actual area may vary from the stated area and the developer reserves the right to make any revisions / alterations, at its absolute discretion, without any liability whatsoever.



KEY PLAN



KEY ELEVATION



UNIT - W 811

STUDIO

Internal living Area
502.65 sq.ft.

Outdoor Living Area
130.55 sq.ft.

Total Living Area
633.20 sq.ft.

DISCLAIMER:

All measurements are indicative and for marketing purposes only. All efforts have been made to ensure their accuracy, however these layouts are subject to change at the discretion of the developer and should not be relied upon as final. The actual area may vary from the stated area and the developer reserves the right to make any revisions / alterations, at its absolute discretion, without any liability whatsoever.



West Wing - 8th Floor

UNIT - W 812

STUDIO

Internal living Area
525.68 sq.ft.

Outdoor Living Area
152.88 sq.ft.

Total Living Area
678.57 sq.ft.

DISCLAIMER:


All measurements are indicative and for marketing purposes only. All efforts have been made to ensure their accuracy, however these layouts are subject to change at the discretion of the developer and should not be relied upon as final. The actual area may vary from the stated area and the developer reserves the right to make any revisions / alterations, at its absolute discretion, without any liability whatsoever.



KEY PLAN



KEY ELEVATION



UNIT - W 813

1 BEDROOM

Internal living Area
903.76 sq.ft.

Outdoor Living Area
323.73 sq.ft.

Total Living Area
1227.49 sq.ft.

DISCLAIMER:

All measurements are indicative and for marketing purposes only. All efforts have been made to ensure their accuracy, however these layouts are subject to change at the discretion of the developer and should not be relied upon as final. The actual area may vary from the stated area and the developer reserves the right to make any revisions / alterations, at its absolute discretion, without any liability whatsoever.



KEY PLAN



KEY ELEVATION



UNIT - W 814

STUDIO

Internal living Area
513.92 sq.ft.

Outdoor Living Area
126.42 sq.ft.

Total Living Area
640.33 sq.ft.

DISCLAIMER:

All measurements are indicative and for marketing purposes only. All efforts have been made to ensure their accuracy, however these layouts are subject to change at the discretion of the developer and should not be relied upon as final. The actual area may vary from the stated area and the developer reserves the right to make any revisions / alterations, at its absolute discretion, without any liability whatsoever.



KEY PLAN



KEY ELEVATION



UNIT - W 815

STUDIO

Internal living Area
477.96 sq.ft.

Outdoor Living Area
112.51 sq.ft.

Total Living Area
590.47 sq.ft.

DISCLAIMER:

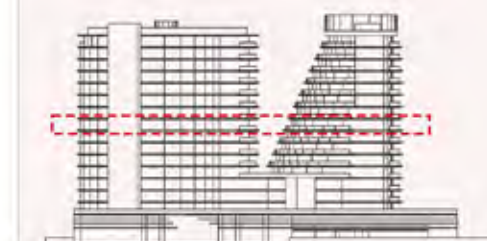
All measurements are indicative and for marketing purposes only. All efforts have been made to ensure their accuracy, however these layouts are subject to change at the discretion of the developer and should not be relied upon as final. The actual area may vary from the stated area and the developer reserves the right to make any revisions / alterations, at its absolute discretion, without any liability whatsoever.



KEY PLAN



KEY ELEVATION



UNIT - W 816

STUDIO

Internal living Area
520.77 sq.ft.

Outdoor Living Area
166.32 sq.ft.

Total Living Area
687.09 sq.ft.

DISCLAIMER:


All measurements are indicative and for marketing purposes only. All efforts have been made to ensure their accuracy, however these layouts are subject to change at the discretion of the developer and should not be relied upon as final. The actual area may vary from the stated area and the developer reserves the right to make any revisions / alterations, at its absolute discretion, without any liability whatsoever.



KEY PLAN



KEY ELEVATION



UNIT - W 817

STUDIO

Internal living Area
495.77 sq.ft.

Outdoor Living Area
146.45 sq.ft.

Total Living Area
642.22 sq.ft.

DISCLAIMER:

All measurements are indicative and for marketing purposes only. All efforts have been made to ensure their accuracy, however these layouts are subject to change at the discretion of the developer and should not be relied upon as final. The actual area may vary from the stated area and the developer reserves the right to make any revisions / alterations, at its absolute discretion, without any liability whatsoever.



KEY PLAN



KEY ELEVATION



UNIT - W 818

STUDIO

Internal living Area
513.31 sq.ft.

Outdoor Living Area
77.20 sq.ft.

Total Living Area
590.52 sq.ft.

DISCLAIMER:

All measurements are indicative and for marketing purposes only. All efforts have been made to ensure their accuracy, however these layouts are subject to change at the discretion of the developer and should not be relied upon as final. The actual area may vary from the stated area and the developer reserves the right to make any revisions / alterations, at its absolute discretion, without any liability whatsoever.



KEY PLAN



KEY ELEVATION



UNIT - W 819

1 BEDROOM

Internal living Area
1138.18 sq.ft.

Outdoor Living Area
646.37 sq.ft.

Total Living Area
1784.55 sq.ft.

DISCLAIMER:

All measurements are indicative and for marketing purposes only. All efforts have been made to ensure their accuracy, however these layouts are subject to change at the discretion of the developer and should not be relied upon as final. The actual area may vary from the stated area and the developer reserves the right to make any revisions / alterations, at its absolute discretion, without any liability whatsoever.



KEY PLAN



KEY ELEVATION





THE BEACH RESIDENCES
AT AL MARJAN ISLAND



RANGE
RAS AL KHAIMAH

WEST WING FLOOR 09

UNIT - W 901

1 BEDROOM

Internal living Area
853.14 sq.ft.

Outdoor Living Area
112.05 sq.ft.

Total Living Area
965.18 sq.ft.

DISCLAIMER:

All measurements are indicative and for marketing purposes only. All efforts have been made to ensure their accuracy, however these layouts are subject to change at the discretion of the developer and should not be relied upon as final. The actual area may vary from the stated area and the developer reserves the right to make any revisions / alterations, at its absolute discretion, without any liability whatsoever.



UNIT - W 902

STUDIO

Internal living Area
522.70 sq.ft.

Outdoor Living Area
142.89 sq.ft.

Total Living Area
665.58 sq.ft.

DISCLAIMER:

All measurements are indicative and for marketing purposes only. All efforts have been made to ensure their accuracy, however these layouts are subject to change at the discretion of the developer and should not be relied upon as final. The actual area may vary from the stated area and the developer reserves the right to make any revisions / alterations, at its absolute discretion, without any liability whatsoever.



UNIT - W 903

1 BEDROOM

Internal living Area
898.72 sq.ft.

Outdoor Living Area
305.13 sq.ft.

Total Living Area
1203.85 sq.ft.

DISCLAIMER:

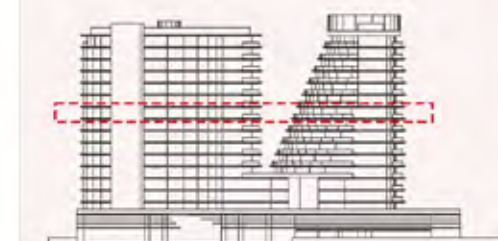
All measurements are indicative and for marketing purposes only. All efforts have been made to ensure their accuracy, however these layouts are subject to change at the discretion of the developer and should not be relied upon as final. The actual area may vary from the stated area and the developer reserves the right to make any revisions / alterations, at its absolute discretion, without any liability whatsoever.



KEY PLAN



KEY ELEVATION



UNIT - W 904

STUDIO

Internal living Area
486.13 sq.ft.

Outdoor Living Area
156.36 sq.ft.

Total Living Area
642.48 sq.ft.

DISCLAIMER:

All measurements are indicative and for marketing purposes only. All efforts have been made to ensure their accuracy, however these layouts are subject to change at the discretion of the developer and should not be relied upon as final. The actual area may vary from the stated area and the developer reserves the right to make any revisions / alterations, at its absolute discretion, without any liability whatsoever.



UNIT - W 905

STUDIO

Internal living Area
526.30 sq.ft.

Outdoor Living Area
160.15 sq.ft.

Total Living Area
686.45 sq.ft.

DISCLAIMER:

All measurements are indicative and for marketing purposes only. All efforts have been made to ensure their accuracy, however these layouts are subject to change at the discretion of the developer and should not be relied upon as final. The actual area may vary from the stated area and the developer reserves the right to make any revisions / alterations, at its absolute discretion, without any liability whatsoever.



UNIT - W 906

STUDIO

Internal living Area
498.91 sq.ft.

Outdoor Living Area
137.70 sq.ft.

Total Living Area
636.61 sq.ft.

DISCLAIMER:

All measurements are indicative and for marketing purposes only. All efforts have been made to ensure their accuracy, however these layouts are subject to change at the discretion of the developer and should not be relied upon as final. The actual area may vary from the stated area and the developer reserves the right to make any revisions / alterations, at its absolute discretion, without any liability whatsoever.



UNIT - W 907

STUDIO

Internal living Area
508.46 sq.ft.

Outdoor Living Area
112.58 sq.ft.

Total Living Area
621.04 sq.ft.

DISCLAIMER:

All measurements are indicative and for marketing purposes only. All efforts have been made to ensure their accuracy, however these layouts are subject to change at the discretion of the developer and should not be relied upon as final. The actual area may vary from the stated area and the developer reserves the right to make any revisions / alterations, at its absolute discretion, without any liability whatsoever.



UNIT - W 908

2 BEDROOM

Internal living Area
1533.64 sq.ft.

Outdoor Living Area
681.68 sq.ft.

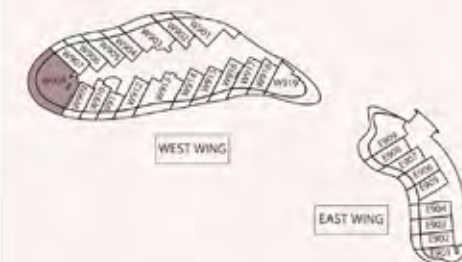
Total Living Area
2215.32 sq.ft.

DISCLAIMER:

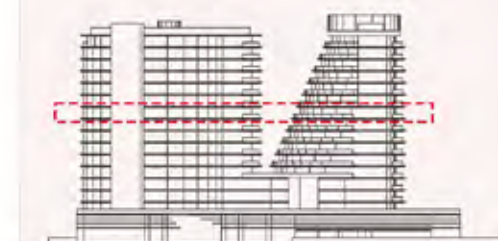
All measurements are indicative and for marketing purposes only. All efforts have been made to ensure their accuracy, however these layouts are subject to change at the discretion of the developer and should not be relied upon as final. The actual area may vary from the stated area and the developer reserves the right to make any revisions / alterations, at its absolute discretion, without any liability whatsoever.



KEY PLAN



KEY ELEVATION



UNIT - W 909

STUDIO

Internal living Area
451.60 sq.ft.

Outdoor Living Area
143.31 sq.ft.

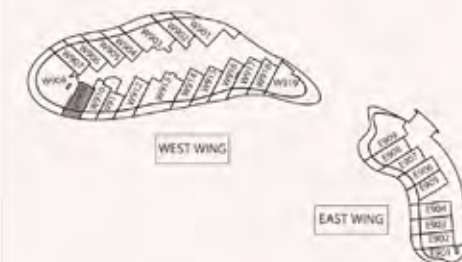
Total Living Area
594.91 sq.ft.

DISCLAIMER:

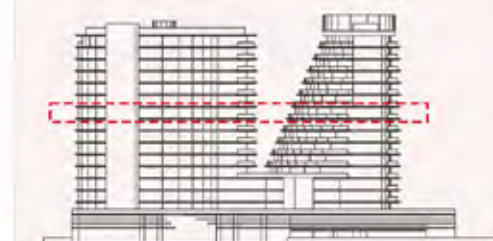
All measurements are indicative and for marketing purposes only. All efforts have been made to ensure their accuracy, however these layouts are subject to change at the discretion of the developer and should not be relied upon as final. The actual area may vary from the stated area and the developer reserves the right to make any revisions / alterations, at its absolute discretion, without any liability whatsoever.



KEY PLAN



KEY ELEVATION



UNIT - W 910

STUDIO

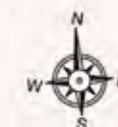
Internal living Area
483.28 sq.ft.

Outdoor Living Area
124.53 sq.ft.

Total Living Area
607.81 sq.ft.

DISCLAIMER:

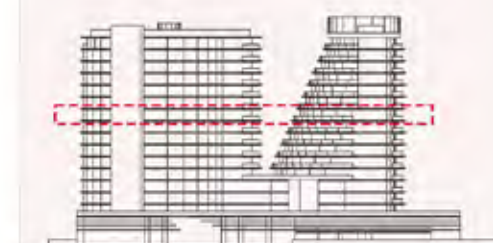
All measurements are indicative and for marketing purposes only. All efforts have been made to ensure their accuracy, however these layouts are subject to change at the discretion of the developer and should not be relied upon as final. The actual area may vary from the stated area and the developer reserves the right to make any revisions / alterations, at its absolute discretion, without any liability whatsoever.



KEY PLAN



KEY ELEVATION



UNIT - W 911

STUDIO

Internal living Area
502.65 sq.ft.

Outdoor Living Area
130.55 sq.ft.

Total Living Area
633.20 sq.ft.

DISCLAIMER:

All measurements are indicative and for marketing purposes only. All efforts have been made to ensure their accuracy, however these layouts are subject to change at the discretion of the developer and should not be relied upon as final. The actual area may vary from the stated area and the developer reserves the right to make any revisions / alterations, at its absolute discretion, without any liability whatsoever.



UNIT - W 912

STUDIO

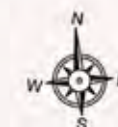
Internal living Area
525.68 sq.ft.

Outdoor Living Area
152.88 sq.ft.

Total Living Area
678.57 sq.ft.

DISCLAIMER:

All measurements are indicative and for marketing purposes only. All efforts have been made to ensure their accuracy, however these layouts are subject to change at the discretion of the developer and should not be relied upon as final. The actual area may vary from the stated area and the developer reserves the right to make any revisions / alterations, at its absolute discretion, without any liability whatsoever.



KEY PLAN



KEY ELEVATION



UNIT - W 913

1 BEDROOM

Internal living Area
903.76 sq.ft.

Outdoor Living Area
323.73 sq.ft.

Total Living Area
1227.49 sq.ft.

DISCLAIMER:

All measurements are indicative and for marketing purposes only. All efforts have been made to ensure their accuracy, however these layouts are subject to change at the discretion of the developer and should not be relied upon as final. The actual area may vary from the stated area and the developer reserves the right to make any revisions / alterations, at its absolute discretion, without any liability whatsoever.



West Wing - 9th Floor

UNIT - W 914

STUDIO

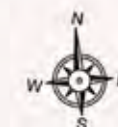
Internal living Area
513.92 sq.ft.

Outdoor Living Area
126.42 sq.ft.

Total Living Area
640.33 sq.ft.

DISCLAIMER:

All measurements are indicative and for marketing purposes only. All efforts have been made to ensure their accuracy, however these layouts are subject to change at the discretion of the developer and should not be relied upon as final. The actual area may vary from the stated area and the developer reserves the right to make any revisions / alterations, at its absolute discretion, without any liability whatsoever.



KEY PLAN



KEY ELEVATION



UNIT - W 915

STUDIO

Internal living Area
477.96 sq.ft.

Outdoor Living Area
112.51 sq.ft.

Total Living Area
590.47 sq.ft.

DISCLAIMER:

All measurements are indicative and for marketing purposes only. All efforts have been made to ensure their accuracy, however these layouts are subject to change at the discretion of the developer and should not be relied upon as final. The actual area may vary from the stated area and the developer reserves the right to make any revisions / alterations, at its absolute discretion, without any liability whatsoever.



UNIT - W 916

STUDIO

Internal living Area
520.77 sq.ft.

Outdoor Living Area
166.32 sq.ft.

Total Living Area
687.09 sq.ft.

DISCLAIMER:

All measurements are indicative and for marketing purposes only. All efforts have been made to ensure their accuracy, however these layouts are subject to change at the discretion of the developer and should not be relied upon as final. The actual area may vary from the stated area and the developer reserves the right to make any revisions / alterations, at its absolute discretion, without any liability whatsoever.



UNIT - W 917

STUDIO

Internal living Area
495.77 sq.ft.

Outdoor Living Area
151.00 sq.ft.

Total Living Area
646.77 sq.ft.

DISCLAIMER:

All measurements are indicative and for marketing purposes only. All efforts have been made to ensure their accuracy, however these layouts are subject to change at the discretion of the developer and should not be relied upon as final. The actual area may vary from the stated area and the developer reserves the right to make any revisions / alterations, at its absolute discretion, without any liability whatsoever.



UNIT - W 918

STUDIO

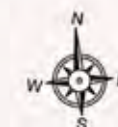
Internal living Area
491.01 sq.ft.

Outdoor Living Area
90.79 sq.ft.

Total Living Area
581.80 sq.ft.

DISCLAIMER:

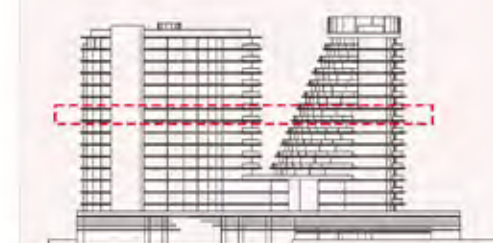
All measurements are indicative and for marketing purposes only. All efforts have been made to ensure their accuracy, however these layouts are subject to change at the discretion of the developer and should not be relied upon as final. The actual area may vary from the stated area and the developer reserves the right to make any revisions / alterations, at its absolute discretion, without any liability whatsoever.



KEY PLAN



KEY ELEVATION



UNIT - W 919

1 BEDROOM

Internal living Area
847.44 sq.ft.

Outdoor Living Area
616.66 sq.ft.

Total Living Area
1464.11 sq.ft.

DISCLAIMER:

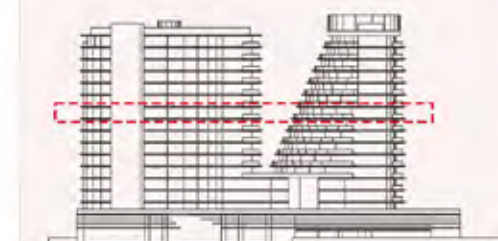
All measurements are indicative and for marketing purposes only. All efforts have been made to ensure their accuracy, however these layouts are subject to change at the discretion of the developer and should not be relied upon as final. The actual area may vary from the stated area and the developer reserves the right to make any revisions / alterations, at its absolute discretion, without any liability whatsoever.



KEY PLAN



KEY ELEVATION





THE BEACH RESIDENCES
AT AL MARJAN ISLAND



RANGE
RAS AL KHAIMAH

WEST WING FLOOR 10

UNIT - W 1001

1 BEDROOM

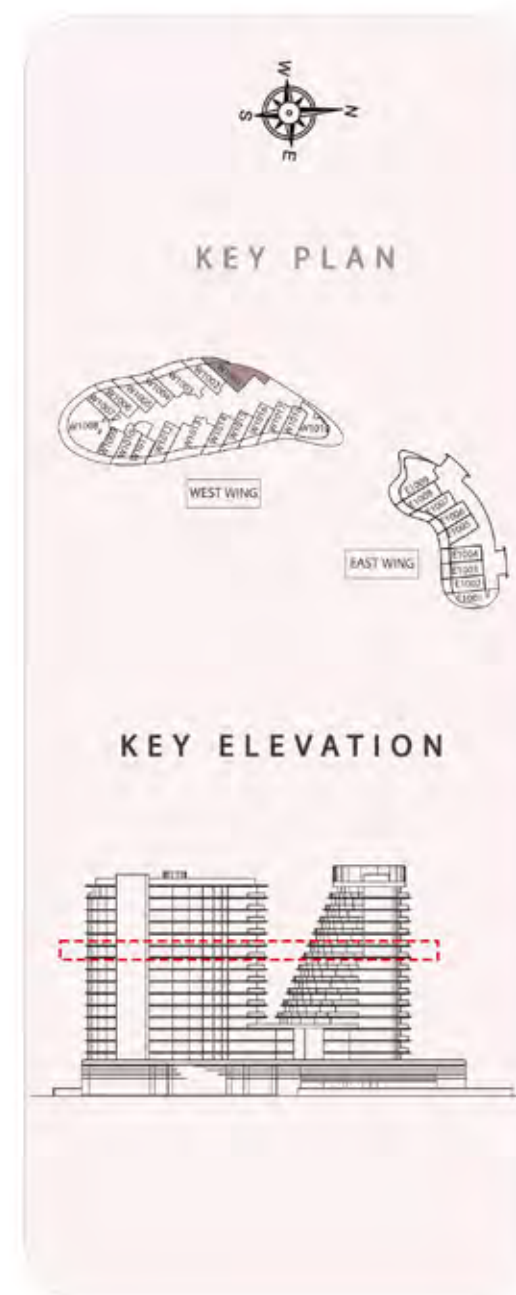
Internal living Area
853.14 sq.ft.

Outdoor Living Area
112.05 sq.ft.

Total Living Area
965.18 sq.ft.

DISCLAIMER:

All measurements are indicative and for marketing purposes only. All efforts have been made to ensure their accuracy, however these layouts are subject to change at the discretion of the developer and should not be relied upon as final. The actual area may vary from the stated area and the developer reserves the right to make any revisions / alterations, at its absolute discretion, without any liability whatsoever.



UNIT - W 1002

STUDIO

Internal living Area
522.70 sq.ft.

Outdoor Living Area
142.89 sq.ft.

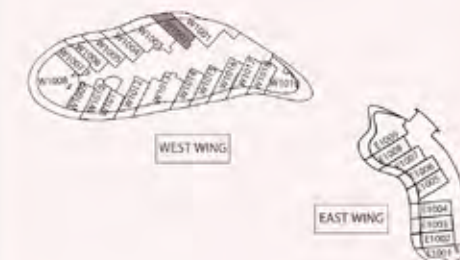
Total Living Area
665.58 sq.ft.

DISCLAIMER:

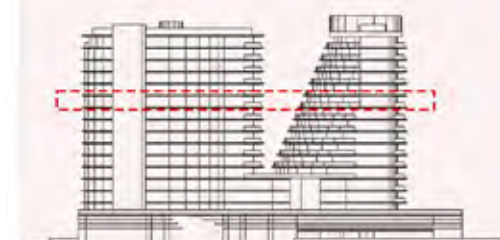
All measurements are indicative and for marketing purposes only. All efforts have been made to ensure their accuracy, however these layouts are subject to change at the discretion of the developer and should not be relied upon as final. The actual area may vary from the stated area and the developer reserves the right to make any revisions / alterations, at its absolute discretion, without any liability whatsoever.



KEY PLAN



KEY ELEVATION



UNIT - W 1003

1 BEDROOM

Internal living Area
898.72 sq.ft.

Outdoor Living Area
305.13 sq.ft.

Total Living Area
1203.85 sq.ft.

DISCLAIMER:

All measurements are indicative and for marketing purposes only. All efforts have been made to ensure their accuracy, however these layouts are subject to change at the discretion of the developer and should not be relied upon as final. The actual area may vary from the stated area and the developer reserves the right to make any revisions / alterations, at its absolute discretion, without any liability whatsoever.



UNIT - W 1004

STUDIO

Internal living Area
486.13 sq.ft.

Outdoor Living Area
156.36 sq.ft.

Total Living Area
642.48 sq.ft.

DISCLAIMER:

All measurements are indicative and for marketing purposes only. All efforts have been made to ensure their accuracy, however these layouts are subject to change at the discretion of the developer and should not be relied upon as final. The actual area may vary from the stated area and the developer reserves the right to make any revisions / alterations, at its absolute discretion, without any liability whatsoever.



UNIT - W 1005

STUDIO

Internal living Area
526.30 sq.ft.

Outdoor Living Area
160.15 sq.ft.

Total Living Area
686.45 sq.ft.

DISCLAIMER:

All measurements are indicative and for marketing purposes only. All efforts have been made to ensure their accuracy, however these layouts are subject to change at the discretion of the developer and should not be relied upon as final. The actual area may vary from the stated area and the developer reserves the right to make any revisions / alterations, at its absolute discretion, without any liability whatsoever.



UNIT - W 1006

STUDIO

Internal living Area
498.91 sq.ft.

Outdoor Living Area
137.70 sq.ft.

Total Living Area
636.61 sq.ft.

DISCLAIMER:

All measurements are indicative and for marketing purposes only. All efforts have been made to ensure their accuracy, however these layouts are subject to change at the discretion of the developer and should not be relied upon as final. The actual area may vary from the stated area and the developer reserves the right to make any revisions / alterations, at its absolute discretion, without any liability whatsoever.



UNIT - W 1007

STUDIO

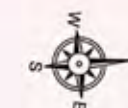
Internal living Area
508.46 sq.ft.

Outdoor Living Area
112.58 sq.ft.

Total Living Area
621.04 sq.ft.

DISCLAIMER:

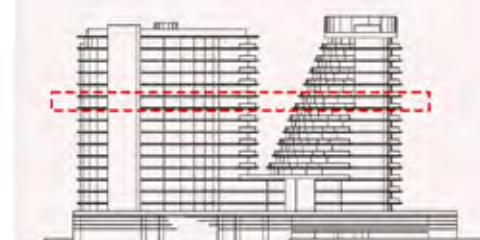
All measurements are indicative and for marketing purposes only. All efforts have been made to ensure their accuracy, however these layouts are subject to change at the discretion of the developer and should not be relied upon as final. The actual area may vary from the stated area and the developer reserves the right to make any revisions / alterations, at its absolute discretion, without any liability whatsoever.



KEY PLAN



KEY ELEVATION



UNIT - W 1008

2 BEDROOM

Internal living Area
1533.64 sq.ft.

Outdoor Living Area
681.68 sq.ft.

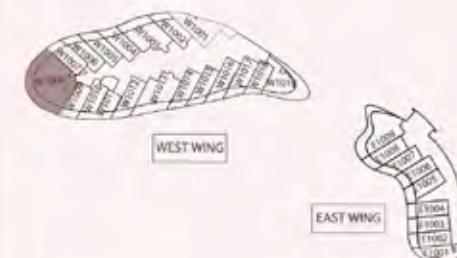
Total Living Area
2215.32 sq.ft.

DISCLAIMER:

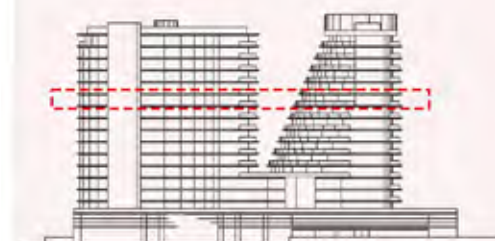
All measurements are indicative and for marketing purposes only. All efforts have been made to ensure their accuracy, however these layouts are subject to change at the discretion of the developer and should not be relied upon as final. The actual area may vary from the stated area and the developer reserves the right to make any revisions / alterations, at its absolute discretion, without any liability whatsoever.



KEY PLAN



KEY ELEVATION



UNIT - W 1009

STUDIO

Internal living Area
451.60 sq.ft.

Outdoor Living Area
143.31 sq.ft.

Total Living Area
594.91 sq.ft.

DISCLAIMER:

All measurements are indicative and for marketing purposes only. All efforts have been made to ensure their accuracy, however these layouts are subject to change at the discretion of the developer and should not be relied upon as final. The actual area may vary from the stated area and the developer reserves the right to make any revisions / alterations, at its absolute discretion, without any liability whatsoever.



UNIT - W 1010

STUDIO

Internal living Area
483.28 sq.ft.

Outdoor Living Area
124.53 sq.ft.

Total Living Area
607.81 sq.ft.

DISCLAIMER:

All measurements are indicative and for marketing purposes only. All efforts have been made to ensure their accuracy, however these layouts are subject to change at the discretion of the developer and should not be relied upon as final. The actual area may vary from the stated area and the developer reserves the right to make any revisions / alterations, at its absolute discretion, without any liability whatsoever.



UNIT - W 1011

STUDIO

Internal living Area
502.65 sq.ft.

Outdoor Living Area
130.55 sq.ft.

Total Living Area
633.20 sq.ft.

DISCLAIMER:

All measurements are indicative and for marketing purposes only. All efforts have been made to ensure their accuracy, however these layouts are subject to change at the discretion of the developer and should not be relied upon as final. The actual area may vary from the stated area and the developer reserves the right to make any revisions / alterations, at its absolute discretion, without any liability whatsoever.



UNIT - W 1012

STUDIO

Internal living Area
525.68 sq.ft.

Outdoor Living Area
152.88 sq.ft.

Total Living Area
678.57 sq.ft.

DISCLAIMER:

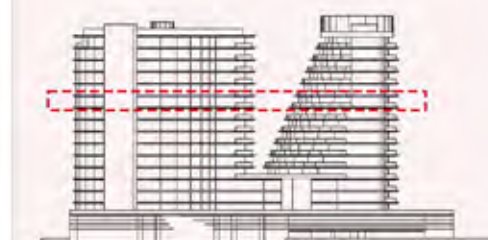
All measurements are indicative and for marketing purposes only. All efforts have been made to ensure their accuracy, however these layouts are subject to change at the discretion of the developer and should not be relied upon as final. The actual area may vary from the stated area and the developer reserves the right to make any revisions / alterations, at its absolute discretion, without any liability whatsoever.



KEY PLAN



KEY ELEVATION



UNIT - W 1013

1 BEDROOM

Internal living Area
903.76 sq.ft.

Outdoor Living Area
323.73 sq.ft.

Total Living Area
1227.49 sq.ft.

DISCLAIMER:

All measurements are indicative and for marketing purposes only. All efforts have been made to ensure their accuracy, however these layouts are subject to change at the discretion of the developer and should not be relied upon as final. The actual area may vary from the stated area and the developer reserves the right to make any revisions / alterations, at its absolute discretion, without any liability whatsoever.



UNIT - W 1014

STUDIO

Internal living Area
513.92 sq.ft.

Outdoor Living Area
126.42 sq.ft.

Total Living Area
640.33 sq.ft.

DISCLAIMER:

All measurements are indicative and for marketing purposes only. All efforts have been made to ensure their accuracy, however these layouts are subject to change at the discretion of the developer and should not be relied upon as final. The actual area may vary from the stated area and the developer reserves the right to make any revisions / alterations, at its absolute discretion, without any liability whatsoever.



UNIT - W 1015

STUDIO

Internal living Area
477.96 sq.ft.

Outdoor Living Area
112.51 sq.ft.

Total Living Area
590.47 sq.ft.

DISCLAIMER:

All measurements are indicative and for marketing purposes only. All efforts have been made to ensure their accuracy, however these layouts are subject to change at the discretion of the developer and should not be relied upon as final. The actual area may vary from the stated area and the developer reserves the right to make any revisions / alterations, at its absolute discretion, without any liability whatsoever.



UNIT - W 1016

STUDIO

Internal living Area
520.44 sq.ft.

Outdoor Living Area
167.38 sq.ft.

Total Living Area
687.82 sq.ft.

DISCLAIMER:

All measurements are indicative and for marketing purposes only. All efforts have been made to ensure their accuracy, however these layouts are subject to change at the discretion of the developer and should not be relied upon as final. The actual area may vary from the stated area and the developer reserves the right to make any revisions / alterations, at its absolute discretion, without any liability whatsoever.



UNIT - W 1017

STUDIO

Internal living Area
476.93 sq.ft.

Outdoor Living Area
164.16 sq.ft.

Total Living Area
641.09 sq.ft.

DISCLAIMER:

All measurements are indicative and for marketing purposes only. All efforts have been made to ensure their accuracy, however these layouts are subject to change at the discretion of the developer and should not be relied upon as final. The actual area may vary from the stated area and the developer reserves the right to make any revisions / alterations, at its absolute discretion, without any liability whatsoever.



UNIT - W 1018

STUDIO

Internal living Area
444.23 sq.ft.

Outdoor Living Area
95.80 sq.ft.

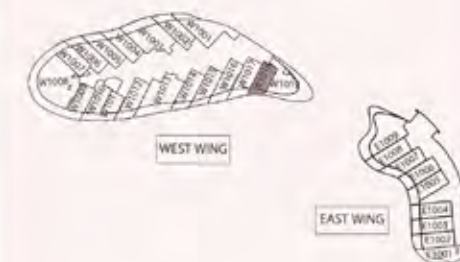
Total Living Area
540.03 sq.ft.

DISCLAIMER:

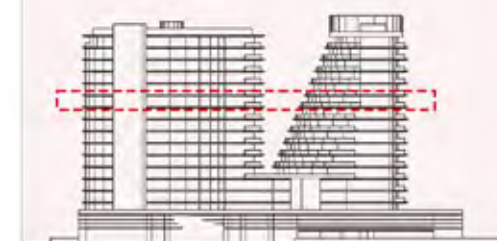
All measurements are indicative and for marketing purposes only. All efforts have been made to ensure their accuracy, however these layouts are subject to change at the discretion of the developer and should not be relied upon as final. The actual area may vary from the stated area and the developer reserves the right to make any revisions / alterations, at its absolute discretion, without any liability whatsoever.



KEY PLAN



KEY ELEVATION



UNIT - W 1019

STUDIO

Internal living Area
638.95 sq.ft.

Outdoor Living Area
596.11 sq.ft.

Total Living Area
1235.05 sq.ft.

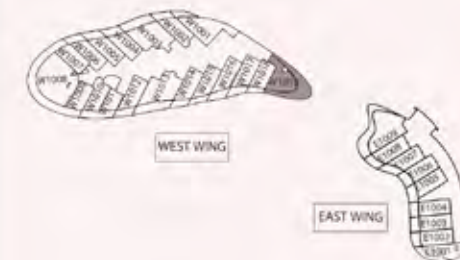


DISCLAIMER:

All measurements are indicative and for marketing purposes only. All efforts have been made to ensure their accuracy, however these layouts are subject to change at the discretion of the developer and should not be relied upon as final. The actual area may vary from the stated area and the developer reserves the right to make any revisions / alterations, at its absolute discretion, without any liability whatsoever.



KEY PLAN



KEY ELEVATION





THE BEACH RESIDENCES
AT AL MARJAN ISLAND



RANGE
RAS AL KHAIMAH

WEST WING FLOOR 11

UNIT - W 1101

1 BEDROOM

Internal living Area
853.14 sq.ft.

Outdoor Living Area
112.05 sq.ft.

Total Living Area
965.18 sq.ft.

DISCLAIMER:

All measurements are indicative and for marketing purposes only. All efforts have been made to ensure their accuracy, however these layouts are subject to change at the discretion of the developer and should not be relied upon as final. The actual area may vary from the stated area and the developer reserves the right to make any revisions / alterations, at its absolute discretion, without any liability whatsoever.



UNIT - W 1102

STUDIO

Internal living Area
522.70 sq.ft.

Outdoor Living Area
142.89 sq.ft.

Total Living Area
665.58 sq.ft.

DISCLAIMER:

All measurements are indicative and for marketing purposes only. All efforts have been made to ensure their accuracy, however these layouts are subject to change at the discretion of the developer and should not be relied upon as final. The actual area may vary from the stated area and the developer reserves the right to make any revisions / alterations, at its absolute discretion, without any liability whatsoever.



UNIT - W 1103

1 BEDROOM

Internal living Area
898.72 sq.ft.

Outdoor Living Area
305.13 sq.ft.

Total Living Area
1203.85 sq.ft.

DISCLAIMER:

All measurements are indicative and for marketing purposes only. All efforts have been made to ensure their accuracy, however these layouts are subject to change at the discretion of the developer and should not be relied upon as final. The actual area may vary from the stated area and the developer reserves the right to make any revisions / alterations, at its absolute discretion, without any liability whatsoever.



UNIT - W 1104

STUDIO

Internal living Area
486.13 sq.ft.

Outdoor Living Area
156.36 sq.ft.

Total Living Area
642.48 sq.ft.

DISCLAIMER:

All measurements are indicative and for marketing purposes only. All efforts have been made to ensure their accuracy, however these layouts are subject to change at the discretion of the developer and should not be relied upon as final. The actual area may vary from the stated area and the developer reserves the right to make any revisions / alterations, at its absolute discretion, without any liability whatsoever.



KEY PLAN



KEY ELEVATION



UNIT - W 1105

STUDIO

Internal living Area
526.30 sq.ft.

Outdoor Living Area
160.15 sq.ft.

Total Living Area
686.45 sq.ft.

DISCLAIMER:

All measurements are indicative and for marketing purposes only. All efforts have been made to ensure their accuracy, however these layouts are subject to change at the discretion of the developer and should not be relied upon as final. The actual area may vary from the stated area and the developer reserves the right to make any revisions / alterations, at its absolute discretion, without any liability whatsoever.



KEY PLAN



KEY ELEVATION



UNIT - W 1106

STUDIO

Internal living Area
498.91 sq.ft.

Outdoor Living Area
137.70 sq.ft.

Total Living Area
636.61 sq.ft.

DISCLAIMER:

All measurements are indicative and for marketing purposes only. All efforts have been made to ensure their accuracy, however these layouts are subject to change at the discretion of the developer and should not be relied upon as final. The actual area may vary from the stated area and the developer reserves the right to make any revisions / alterations, at its absolute discretion, without any liability whatsoever.



UNIT - W 1107

STUDIO

Internal living Area
508.46 sq.ft.

Outdoor Living Area
112.58 sq.ft.

Total Living Area
621.04 sq.ft.

DISCLAIMER:

All measurements are indicative and for marketing purposes only. All efforts have been made to ensure their accuracy, however these layouts are subject to change at the discretion of the developer and should not be relied upon as final. The actual area may vary from the stated area and the developer reserves the right to make any revisions / alterations, at its absolute discretion, without any liability whatsoever.



UNIT - W 1108

2 BEDROOM

Internal living Area
1533.64 sq.ft.

Outdoor Living Area
681.68 sq.ft.

Total Living Area
2215.32 sq.ft.

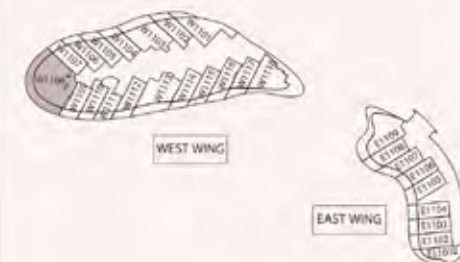
DISCLAIMER:

All measurements are indicative and for marketing purposes only. All efforts have been made to ensure their accuracy, however these layouts are subject to change at the discretion of the developer and should not be relied upon as final.

The actual area may vary from the stated area and the developer reserves the right to make any revisions / alterations, at its absolute discretion, without any liability whatsoever.



KEY PLAN



KEY ELEVATION



UNIT - W 1109

STUDIO

Internal living Area
451.60 sq.ft.

Outdoor Living Area
143.31 sq.ft.

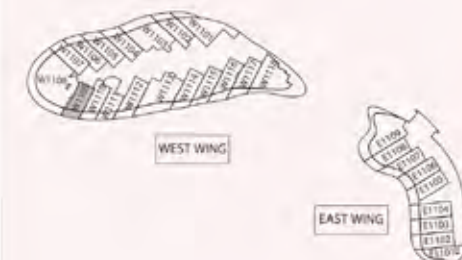
Total Living Area
594.91 sq.ft.

DISCLAIMER:

All measurements are indicative and for marketing purposes only. All efforts have been made to ensure their accuracy, however these layouts are subject to change at the discretion of the developer and should not be relied upon as final. The actual area may vary from the stated area and the developer reserves the right to make any revisions / alterations, at its absolute discretion, without any liability whatsoever.



KEY PLAN



KEY ELEVATION



UNIT - W 1110

STUDIO

Internal living Area
483.28 sq.ft.

Outdoor Living Area
124.53 sq.ft.

Total Living Area
607.81 sq.ft.

DISCLAIMER:

All measurements are indicative and for marketing purposes only. All efforts have been made to ensure their accuracy, however these layouts are subject to change at the discretion of the developer and should not be relied upon as final. The actual area may vary from the stated area and the developer reserves the right to make any revisions / alterations, at its absolute discretion, without any liability whatsoever.



KEY PLAN



KEY ELEVATION



UNIT - W 1111

STUDIO

Internal living Area
502.65 sq.ft.

Outdoor Living Area
130.55 sq.ft.

Total Living Area
633.20 sq.ft.

DISCLAIMER:

All measurements are indicative and for marketing purposes only. All efforts have been made to ensure their accuracy, however these layouts are subject to change at the discretion of the developer and should not be relied upon as final. The actual area may vary from the stated area and the developer reserves the right to make any revisions / alterations, at its absolute discretion, without any liability whatsoever.



UNIT - W 1112

STUDIO

Internal living Area
525.68 sq.ft.

Outdoor Living Area
152.88 sq.ft.

Total Living Area
678.57 sq.ft.

DISCLAIMER:

All measurements are indicative and for marketing purposes only. All efforts have been made to ensure their accuracy, however these layouts are subject to change at the discretion of the developer and should not be relied upon as final. The actual area may vary from the stated area and the developer reserves the right to make any revisions / alterations, at its absolute discretion, without any liability whatsoever.



KEY PLAN



KEY ELEVATION



UNIT - W 1113

1 BEDROOM

Internal living Area
903.76 sq.ft.

Outdoor Living Area
323.73 sq.ft.

Total Living Area
1227.49 sq.ft.

DISCLAIMER:

All measurements are indicative and for marketing purposes only. All efforts have been made to ensure their accuracy, however these layouts are subject to change at the discretion of the developer and should not be relied upon as final. The actual area may vary from the stated area and the developer reserves the right to make any revisions / alterations, at its absolute discretion, without any liability whatsoever.



UNIT - W 1114

STUDIO

Internal living Area
513.92 sq.ft.

Outdoor Living Area
126.42 sq.ft.

Total Living Area
640.33 sq.ft.

DISCLAIMER:

All measurements are indicative and for marketing purposes only. All efforts have been made to ensure their accuracy, however these layouts are subject to change at the discretion of the developer and should not be relied upon as final. The actual area may vary from the stated area and the developer reserves the right to make any revisions / alterations, at its absolute discretion, without any liability whatsoever.



KEY PLAN



KEY ELEVATION



UNIT - W 1115

STUDIO

Internal living Area
477.77 sq.ft.

Outdoor Living Area
112.55 sq.ft.

Total Living Area
590.32 sq.ft.

DISCLAIMER:

All measurements are indicative and for marketing purposes only. All efforts have been made to ensure their accuracy, however these layouts are subject to change at the discretion of the developer and should not be relied upon as final. The actual area may vary from the stated area and the developer reserves the right to make any revisions / alterations, at its absolute discretion, without any liability whatsoever.



UNIT - W 1116

STUDIO

Internal living Area
520.31 sq.ft.

Outdoor Living Area
166.95 sq.ft.

Total Living Area
687.27 sq.ft.

DISCLAIMER:

All measurements are indicative and for marketing purposes only. All efforts have been made to ensure their accuracy, however these layouts are subject to change at the discretion of the developer and should not be relied upon as final. The actual area may vary from the stated area and the developer reserves the right to make any revisions / alterations, at its absolute discretion, without any liability whatsoever.



UNIT - W 1117

STUDIO

Internal living Area
490.62 sq.ft.

Outdoor Living Area
146.63 sq.ft.

Total Living Area
637.25 sq.ft.

DISCLAIMER:

All measurements are indicative and for marketing purposes only. All efforts have been made to ensure their accuracy, however these layouts are subject to change at the discretion of the developer and should not be relied upon as final. The actual area may vary from the stated area and the developer reserves the right to make any revisions / alterations, at its absolute discretion, without any liability whatsoever.



UNIT - W 1118

1 BEDROOM

Internal living Area
865.63 sq.ft.

Outdoor Living Area
642.83 sq.ft.

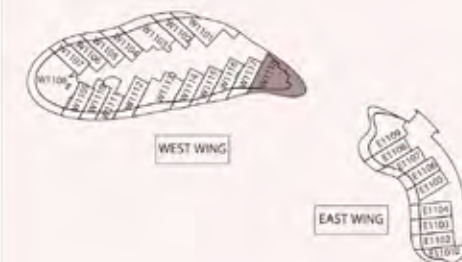
Total Living Area
1508.45 sq.ft.

DISCLAIMER:

All measurements are indicative and for marketing purposes only. All efforts have been made to ensure their accuracy, however these layouts are subject to change at the discretion of the developer and should not be relied upon as final. The actual area may vary from the stated area and the developer reserves the right to make any revisions / alterations, at its absolute discretion, without any liability whatsoever.



KEY PLAN



KEY ELEVATION





THE BEACH RESIDENCES
AT AL MARJAN ISLAND



RANGE
RAS AL KHAIMAH

WEST WING FLOOR 12

UNIT - W 1201

1 BEDROOM

Internal living Area
853.14 sq.ft.

Outdoor Living Area
112.05 sq.ft.

Total Living Area
965.18 sq.ft.

DISCLAIMER:

All measurements are indicative and for marketing purposes only. All efforts have been made to ensure their accuracy, however these layouts are subject to change at the discretion of the developer and should not be relied upon as final. The actual area may vary from the stated area and the developer reserves the right to make any revisions / alterations, at its absolute discretion, without any liability whatsoever.



UNIT - W 1202

STUDIO

Internal living Area
522.70 sq.ft.

Outdoor Living Area
142.89 sq.ft.

Total Living Area
665.58 sq.ft.

DISCLAIMER:

All measurements are indicative and for marketing purposes only. All efforts have been made to ensure their accuracy, however these layouts are subject to change at the discretion of the developer and should not be relied upon as final. The actual area may vary from the stated area and the developer reserves the right to make any revisions / alterations, at its absolute discretion, without any liability whatsoever.



UNIT - W 1203

1 BEDROOM

Internal living Area
898.72 sq.ft.

Outdoor Living Area
305.13 sq.ft.

Total Living Area
1203.85 sq.ft.

DISCLAIMER:

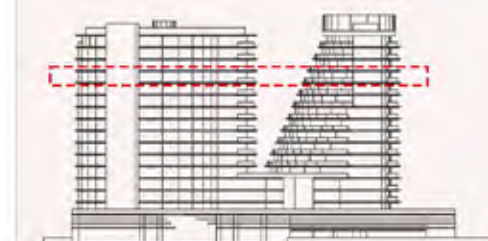
All measurements are indicative and for marketing purposes only. All efforts have been made to ensure their accuracy, however these layouts are subject to change at the discretion of the developer and should not be relied upon as final. The actual area may vary from the stated area and the developer reserves the right to make any revisions / alterations, at its absolute discretion, without any liability whatsoever.



KEY PLAN



KEY ELEVATION



UNIT - W 1204

STUDIO

Internal living Area
486.13 sq.ft.

Outdoor Living Area
156.36 sq.ft.

Total Living Area
642.48 sq.ft.

DISCLAIMER:


All measurements are indicative and for marketing purposes only. All efforts have been made to ensure their accuracy, however these layouts are subject to change at the discretion of the developer and should not be relied upon as final. The actual area may vary from the stated area and the developer reserves the right to make any revisions / alterations, at its absolute discretion, without any liability whatsoever.



KEY PLAN



KEY ELEVATION



UNIT - W 1205

STUDIO

Internal living Area
526.30 sq.ft.

Outdoor Living Area
160.15 sq.ft.

Total Living Area
686.45 sq.ft.

DISCLAIMER:

All measurements are indicative and for marketing purposes only. All efforts have been made to ensure their accuracy, however these layouts are subject to change at the discretion of the developer and should not be relied upon as final. The actual area may vary from the stated area and the developer reserves the right to make any revisions / alterations, at its absolute discretion, without any liability whatsoever.



UNIT - W 1206

STUDIO

Internal living Area
498.91 sq.ft.

Outdoor Living Area
137.70 sq.ft.

Total Living Area
636.61 sq.ft.

DISCLAIMER:

All measurements are indicative and for marketing purposes only. All efforts have been made to ensure their accuracy, however these layouts are subject to change at the discretion of the developer and should not be relied upon as final. The actual area may vary from the stated area and the developer reserves the right to make any revisions / alterations, at its absolute discretion, without any liability whatsoever.



UNIT - W 1207

STUDIO

Internal living Area
508.46 sq.ft.

Outdoor Living Area
112.58 sq.ft.

Total Living Area
621.04 sq.ft.

DISCLAIMER:

All measurements are indicative and for marketing purposes only. All efforts have been made to ensure their accuracy, however these layouts are subject to change at the discretion of the developer and should not be relied upon as final. The actual area may vary from the stated area and the developer reserves the right to make any revisions / alterations, at its absolute discretion, without any liability whatsoever.



UNIT - W 1208

2 BEDROOM

Internal living Area
1533.64 sq.ft.

Outdoor Living Area
681.68 sq.ft.

Total Living Area
2215.32 sq.ft.

DISCLAIMER:

All measurements are indicative and for marketing purposes only. All efforts have been made to ensure their accuracy, however these layouts are subject to change at the discretion of the developer and should not be relied upon as final.

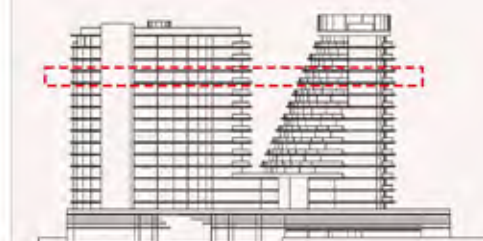
The actual area may vary from the stated area and the developer reserves the right to make any revisions / alterations, at its absolute discretion, without any liability whatsoever.



KEY PLAN



KEY ELEVATION



UNIT - W 1209

STUDIO

Internal living Area
451.60 sq.ft.

Outdoor Living Area
143.31 sq.ft.

Total Living Area
594.91 sq.ft.

DISCLAIMER:

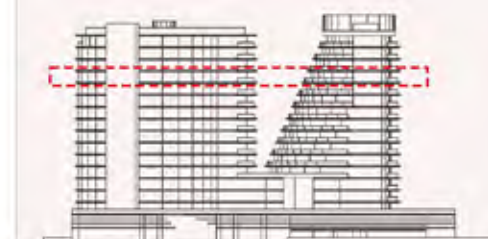
All measurements are indicative and for marketing purposes only. All efforts have been made to ensure their accuracy, however these layouts are subject to change at the discretion of the developer and should not be relied upon as final. The actual area may vary from the stated area and the developer reserves the right to make any revisions / alterations, at its absolute discretion, without any liability whatsoever.



KEY PLAN



KEY ELEVATION



UNIT - W 1210

STUDIO

Internal living Area
483.28 sq.ft.

Outdoor Living Area
124.53 sq.ft.

Total Living Area
607.81 sq.ft.

DISCLAIMER:

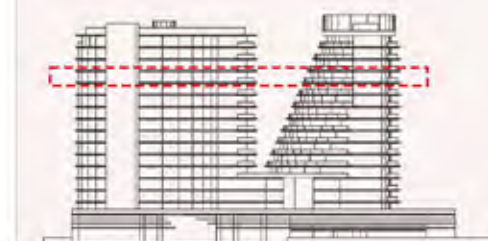
All measurements are indicative and for marketing purposes only. All efforts have been made to ensure their accuracy, however these layouts are subject to change at the discretion of the developer and should not be relied upon as final. The actual area may vary from the stated area and the developer reserves the right to make any revisions / alterations, at its absolute discretion, without any liability whatsoever.



KEY PLAN



KEY ELEVATION



UNIT - W 1211

STUDIO

Internal living Area
502.65 sq.ft.

Outdoor Living Area
130.55 sq.ft.

Total Living Area
633.20 sq.ft.

DISCLAIMER:

All measurements are indicative and for marketing purposes only. All efforts have been made to ensure their accuracy, however these layouts are subject to change at the discretion of the developer and should not be relied upon as final. The actual area may vary from the stated area and the developer reserves the right to make any revisions / alterations, at its absolute discretion, without any liability whatsoever.



UNIT - W 1212

STUDIO

Internal living Area
525.68 sq.ft.

Outdoor Living Area
152.88 sq.ft.

Total Living Area
678.57 sq.ft.

DISCLAIMER:

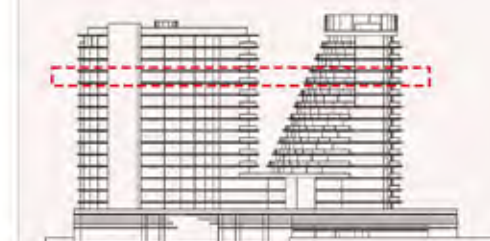
All measurements are indicative and for marketing purposes only. All efforts have been made to ensure their accuracy, however these layouts are subject to change at the discretion of the developer and should not be relied upon as final. The actual area may vary from the stated area and the developer reserves the right to make any revisions / alterations, at its absolute discretion, without any liability whatsoever.



KEY PLAN



KEY ELEVATION



UNIT - W 1213

1 BEDROOM

Internal living Area
903.76 sq.ft.

Outdoor Living Area
323.73 sq.ft.

Total Living Area
1227.49 sq.ft.

DISCLAIMER:

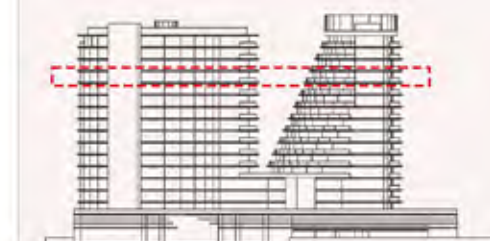
All measurements are indicative and for marketing purposes only. All efforts have been made to ensure their accuracy, however these layouts are subject to change at the discretion of the developer and should not be relied upon as final. The actual area may vary from the stated area and the developer reserves the right to make any revisions / alterations, at its absolute discretion, without any liability whatsoever.



KEY PLAN



KEY ELEVATION



UNIT - W 1214

STUDIO

Internal living Area
513.92 sq.ft.

Outdoor Living Area
126.42 sq.ft.

Total Living Area
640.33 sq.ft.

DISCLAIMER:

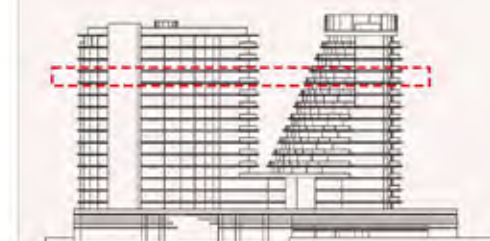
All measurements are indicative and for marketing purposes only. All efforts have been made to ensure their accuracy, however these layouts are subject to change at the discretion of the developer and should not be relied upon as final. The actual area may vary from the stated area and the developer reserves the right to make any revisions / alterations, at its absolute discretion, without any liability whatsoever.



KEY PLAN



KEY ELEVATION



UNIT - W 1215

STUDIO

Internal living Area
477.77 sq.ft.

Outdoor Living Area
112.55 sq.ft.

Total Living Area
590.32 sq.ft.

DISCLAIMER:

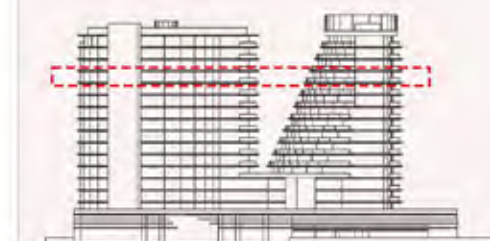
All measurements are indicative and for marketing purposes only. All efforts have been made to ensure their accuracy, however these layouts are subject to change at the discretion of the developer and should not be relied upon as final. The actual area may vary from the stated area and the developer reserves the right to make any revisions / alterations, at its absolute discretion, without any liability whatsoever.



KEY PLAN



KEY ELEVATION



UNIT - W 1216

STUDIO

Internal living Area
520.31 sq.ft.

Outdoor Living Area
166.95 sq.ft.

Total Living Area
687.27 sq.ft.

DISCLAIMER:

All measurements are indicative and for marketing purposes only. All efforts have been made to ensure their accuracy, however these layouts are subject to change at the discretion of the developer and should not be relied upon as final. The actual area may vary from the stated area and the developer reserves the right to make any revisions / alterations, at its absolute discretion, without any liability whatsoever.



UNIT - W 1217

STUDIO

Internal living Area
477.48 sq.ft.

Outdoor Living Area
159.83 sq.ft.

Total Living Area
637.31 sq.ft.

DISCLAIMER:

All measurements are indicative and for marketing purposes only. All efforts have been made to ensure their accuracy, however these layouts are subject to change at the discretion of the developer and should not be relied upon as final. The actual area may vary from the stated area and the developer reserves the right to make any revisions / alterations, at its absolute discretion, without any liability whatsoever.



UNIT - W 1218

STUDIO

Internal living Area
579.16 sq.ft.

Outdoor Living Area
578.58 sq.ft.

Total Living Area
1157.74 sq.ft.

DISCLAIMER:

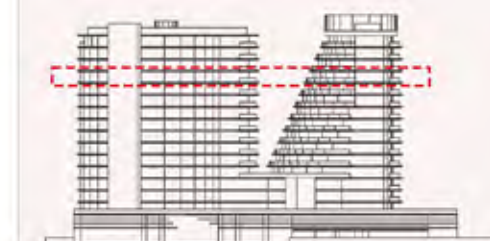
All measurements are indicative and for marketing purposes only. All efforts have been made to ensure their accuracy, however these layouts are subject to change at the discretion of the developer and should not be relied upon as final. The actual area may vary from the stated area and the developer reserves the right to make any revisions / alterations, at its absolute discretion, without any liability whatsoever.



KEY PLAN



KEY ELEVATION





THE BEACH RESIDENCES
AT AL MARJAN ISLAND



RANGE
RAS AL KHAIMAH

WEST WING FLOOR 13

UNIT - W 1301

1 BEDROOM

Internal living Area
850.29 sq.ft.

Outdoor Living Area
112.05 sq.ft.

Total Living Area
962.34 sq.ft.

DISCLAIMER:

All measurements are indicative and for marketing purposes only. All efforts have been made to ensure their accuracy, however these layouts are subject to change at the discretion of the developer and should not be relied upon as final. The actual area may vary from the stated area and the developer reserves the right to make any revisions / alterations, at its absolute discretion, without any liability whatsoever.



UNIT - W 1302

STUDIO

Internal living Area
522.70 sq.ft.

Outdoor Living Area
142.76 sq.ft.

Total Living Area
665.46 sq.ft.

DISCLAIMER:

All measurements are indicative and for marketing purposes only. All efforts have been made to ensure their accuracy, however these layouts are subject to change at the discretion of the developer and should not be relied upon as final. The actual area may vary from the stated area and the developer reserves the right to make any revisions / alterations, at its absolute discretion, without any liability whatsoever.



UNIT - W 1303

1 BEDROOM

Internal living Area
898.21 sq.ft.

Outdoor Living Area
305.19 sq.ft.

Total Living Area
1203.39 sq.ft.

DISCLAIMER:

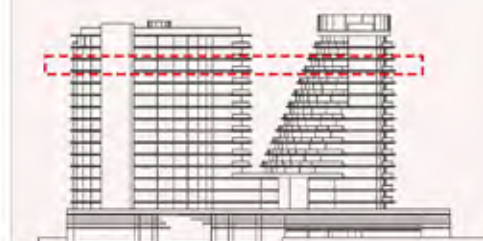
All measurements are indicative and for marketing purposes only. All efforts have been made to ensure their accuracy, however these layouts are subject to change at the discretion of the developer and should not be relied upon as final. The actual area may vary from the stated area and the developer reserves the right to make any revisions / alterations, at its absolute discretion, without any liability whatsoever.



KEY PLAN



KEY ELEVATION



UNIT - W 1304

STUDIO

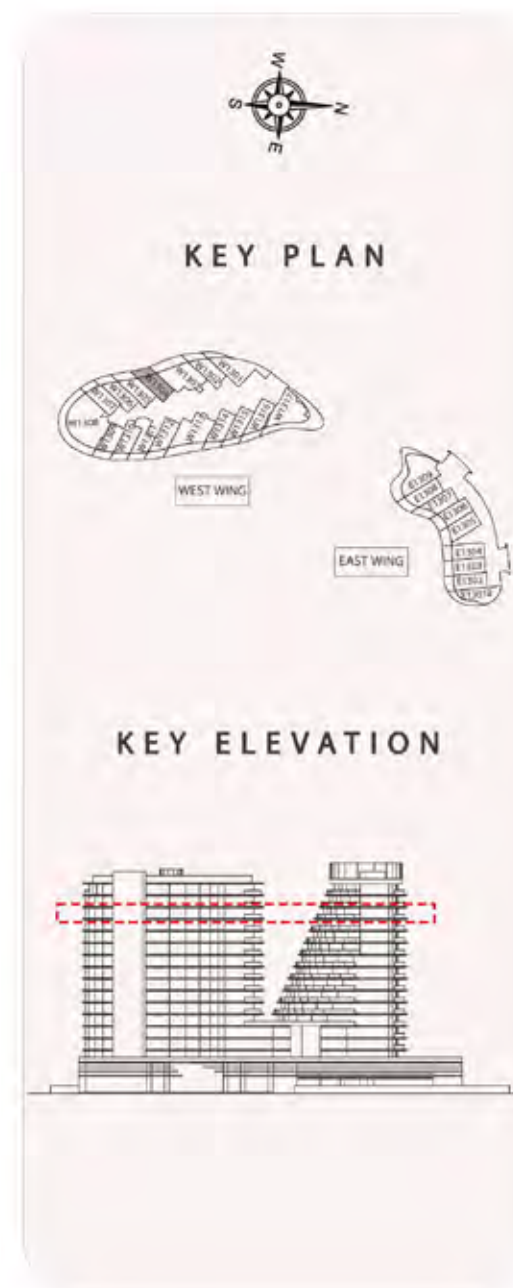
Internal living Area
486.64 sq.ft.

Outdoor Living Area
156.49 sq.ft.

Total Living Area
643.13 sq.ft.

DISCLAIMER:

All measurements are indicative and for marketing purposes only. All efforts have been made to ensure their accuracy, however these layouts are subject to change at the discretion of the developer and should not be relied upon as final. The actual area may vary from the stated area and the developer reserves the right to make any revisions / alterations, at its absolute discretion, without any liability whatsoever.



UNIT - W 1305

STUDIO

Internal living Area
526.22 sq.ft.

Outdoor Living Area
160.67 sq.ft.

Total Living Area
686.88 sq.ft.

DISCLAIMER:

All measurements are indicative and for marketing purposes only. All efforts have been made to ensure their accuracy, however these layouts are subject to change at the discretion of the developer and should not be relied upon as final. The actual area may vary from the stated area and the developer reserves the right to make any revisions / alterations, at its absolute discretion, without any liability whatsoever.



UNIT - W 1306

STUDIO

Internal living Area
498.87 sq.ft.

Outdoor Living Area
137.14 sq.ft.

Total Living Area
636.01 sq.ft.

DISCLAIMER:

All measurements are indicative and for marketing purposes only. All efforts have been made to ensure their accuracy, however these layouts are subject to change at the discretion of the developer and should not be relied upon as final. The actual area may vary from the stated area and the developer reserves the right to make any revisions / alterations, at its absolute discretion, without any liability whatsoever.



UNIT - W 1307

STUDIO

Internal living Area
508.48 sq.ft.

Outdoor Living Area
112.74 sq.ft.

Total Living Area
621.22 sq.ft.

DISCLAIMER:

All measurements are indicative and for marketing purposes only. All efforts have been made to ensure their accuracy, however these layouts are subject to change at the discretion of the developer and should not be relied upon as final. The actual area may vary from the stated area and the developer reserves the right to make any revisions / alterations, at its absolute discretion, without any liability whatsoever.



UNIT - W 1308

2 BEDROOM

Internal living Area
1533.64 sq.ft.

Outdoor Living Area
681.46 sq.ft.

Total Living Area
2215.10 sq.ft.

DISCLAIMER:

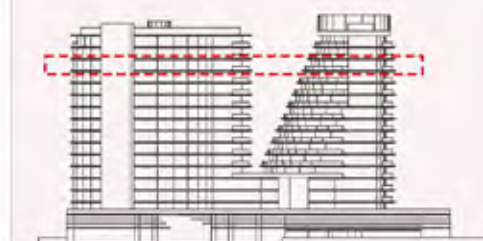
All measurements are indicative and for marketing purposes only. All efforts have been made to ensure their accuracy, however these layouts are subject to change at the discretion of the developer and should not be relied upon as final. The actual area may vary from the stated area and the developer reserves the right to make any revisions / alterations, at its absolute discretion, without any liability whatsoever.



KEY PLAN



KEY ELEVATION



UNIT - W 1309

STUDIO

Internal living Area
452.07 sq.ft.

Outdoor Living Area
143.33 sq.ft.

Total Living Area
595.39 sq.ft.

DISCLAIMER:

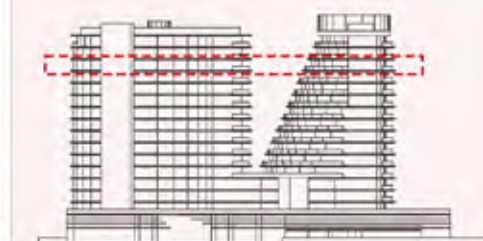
All measurements are indicative and for marketing purposes only. All efforts have been made to ensure their accuracy, however these layouts are subject to change at the discretion of the developer and should not be relied upon as final. The actual area may vary from the stated area and the developer reserves the right to make any revisions / alterations, at its absolute discretion, without any liability whatsoever.



KEY PLAN



KEY ELEVATION



UNIT - W 1310

STUDIO

Internal living Area
483.24 sq.ft.

Outdoor Living Area
124.84 sq.ft.

Total Living Area
608.07 sq.ft.

DISCLAIMER:


All measurements are indicative and for marketing purposes only. All efforts have been made to ensure their accuracy, however these layouts are subject to change at the discretion of the developer and should not be relied upon as final. The actual area may vary from the stated area and the developer reserves the right to make any revisions / alterations, at its absolute discretion, without any liability whatsoever.



KEY PLAN



KEY ELEVATION



UNIT - W 1311

STUDIO

Internal living Area
502.65 sq.ft.

Outdoor Living Area
130.55 sq.ft.

Total Living Area
633.21 sq.ft.

DISCLAIMER:

All measurements are indicative and for marketing purposes only. All efforts have been made to ensure their accuracy, however these layouts are subject to change at the discretion of the developer and should not be relied upon as final. The actual area may vary from the stated area and the developer reserves the right to make any revisions / alterations, at its absolute discretion, without any liability whatsoever.



UNIT - W 1312

STUDIO

Internal living Area
523.65 sq.ft.

Outdoor Living Area
152.95 sq.ft.

Total Living Area
676.60 sq.ft.

DISCLAIMER:


All measurements are indicative and for marketing purposes only. All efforts have been made to ensure their accuracy, however these layouts are subject to change at the discretion of the developer and should not be relied upon as final. The actual area may vary from the stated area and the developer reserves the right to make any revisions / alterations, at its absolute discretion, without any liability whatsoever.



KEY PLAN



KEY ELEVATION



UNIT - W 1313

1 BEDROOM

Internal living Area
903.49 sq.ft.

Outdoor Living Area
323.62 sq.ft.

Total Living Area
1227.11 sq.ft.

DISCLAIMER:


All measurements are indicative and for marketing purposes only. All efforts have been made to ensure their accuracy, however these layouts are subject to change at the discretion of the developer and should not be relied upon as final. The actual area may vary from the stated area and the developer reserves the right to make any revisions / alterations, at its absolute discretion, without any liability whatsoever.



KEY PLAN



KEY ELEVATION



UNIT - W 1314

STUDIO

Internal living Area
514.17 sq.ft.

Outdoor Living Area
126.73 sq.ft.

Total Living Area
640.91 sq.ft.

DISCLAIMER:


All measurements are indicative and for marketing purposes only. All efforts have been made to ensure their accuracy, however these layouts are subject to change at the discretion of the developer and should not be relied upon as final. The actual area may vary from the stated area and the developer reserves the right to make any revisions / alterations, at its absolute discretion, without any liability whatsoever.



KEY PLAN



KEY ELEVATION



UNIT - W 1315

STUDIO

Internal living Area
477.91 sq.ft.

Outdoor Living Area
111.61 sq.ft.

Total Living Area
589.53 sq.ft.

DISCLAIMER:


All measurements are indicative and for marketing purposes only. All efforts have been made to ensure their accuracy, however these layouts are subject to change at the discretion of the developer and should not be relied upon as final. The actual area may vary from the stated area and the developer reserves the right to make any revisions / alterations, at its absolute discretion, without any liability whatsoever.



KEY PLAN



KEY ELEVATION



UNIT - W 1316

STUDIO

Internal living Area
508.22 sq.ft.

Outdoor Living Area
146.11 sq.ft.

Total Living Area
654.32 sq.ft.

DISCLAIMER:

All measurements are indicative and for marketing purposes only. All efforts have been made to ensure their accuracy, however these layouts are subject to change at the discretion of the developer and should not be relied upon as final.


The actual area may vary from the stated area and the developer reserves the right to make any revisions / alterations, at its absolute discretion, without any liability whatsoever.



KEY PLAN



KEY ELEVATION



UNIT - W 1317

1 BEDROOM

Internal living Area
885.41 sq.ft.

Outdoor Living Area
700.66 sq.ft.

Total Living Area
1586.07 sq.ft.

DISCLAIMER:

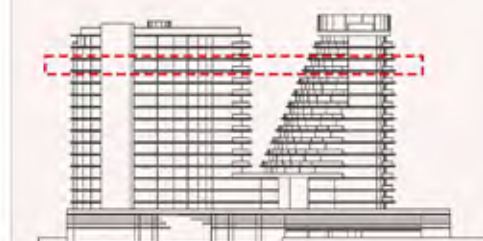
All measurements are indicative and for marketing purposes only. All efforts have been made to ensure their accuracy, however these layouts are subject to change at the discretion of the developer and should not be relied upon as final. The actual area may vary from the stated area and the developer reserves the right to make any revisions / alterations, at its absolute discretion, without any liability whatsoever.



KEY PLAN



KEY ELEVATION





THE BEACH RESIDENCES
AT AL MARJAN ISLAND



RANGE
RAS AL KHAIMAH

WEST WING FLOOR 14

UNIT - W 1401

1 BEDROOM

Internal living Area
850.29 sq.ft.

Outdoor Living Area
112.05 sq.ft.

Total Living Area
962.34 sq.ft.

DISCLAIMER:

All measurements are indicative and for marketing purposes only. All efforts have been made to ensure their accuracy, however these layouts are subject to change at the discretion of the developer and should not be relied upon as final. The actual area may vary from the stated area and the developer reserves the right to make any revisions / alterations, at its absolute discretion, without any liability whatsoever.



UNIT - W 1402

STUDIO

Internal living Area
522.70 sq.ft.

Outdoor Living Area
142.76 sq.ft.

Total Living Area
665.46 sq.ft.

DISCLAIMER:

All measurements are indicative and for marketing purposes only. All efforts have been made to ensure their accuracy, however these layouts are subject to change at the discretion of the developer and should not be relied upon as final. The actual area may vary from the stated area and the developer reserves the right to make any revisions / alterations, at its absolute discretion, without any liability whatsoever.



UNIT - W 1403

1 BEDROOM

Internal living Area
898.21 sq.ft.

Outdoor Living Area
305.19 sq.ft.

Total Living Area
1203.39 sq.ft.

DISCLAIMER:


All measurements are indicative and for marketing purposes only. All efforts have been made to ensure their accuracy, however these layouts are subject to change at the discretion of the developer and should not be relied upon as final. The actual area may vary from the stated area and the developer reserves the right to make any revisions / alterations, at its absolute discretion, without any liability whatsoever.



KEY PLAN



KEY ELEVATION



UNIT - W 1404

STUDIO

Internal living Area
486.64 sq.ft.

Outdoor Living Area
156.49 sq.ft.

Total Living Area
643.13 sq.ft.

DISCLAIMER:


All measurements are indicative and for marketing purposes only. All efforts have been made to ensure their accuracy, however these layouts are subject to change at the discretion of the developer and should not be relied upon as final. The actual area may vary from the stated area and the developer reserves the right to make any revisions / alterations, at its absolute discretion, without any liability whatsoever.



KEY PLAN



KEY ELEVATION



UNIT - W 1405

STUDIO

Internal living Area
526.22 sq.ft.

Outdoor Living Area
160.67sq.ft.

Total Living Area
686.88 sq.ft.

DISCLAIMER:


All measurements are indicative and for marketing purposes only. All efforts have been made to ensure their accuracy, however these layouts are subject to change at the discretion of the developer and should not be relied upon as final. The actual area may vary from the stated area and the developer reserves the right to make any revisions / alterations, at its absolute discretion, without any liability whatsoever.



KEY PLAN



KEY ELEVATION



UNIT - W 1406

STUDIO

Internal living Area
498.87 sq.ft.

Outdoor Living Area
137.14 sq.ft.

Total Living Area
636.01 sq.ft.

DISCLAIMER:

All measurements are indicative and for marketing purposes only. All efforts have been made to ensure their accuracy, however these layouts are subject to change at the discretion of the developer and should not be relied upon as final. The actual area may vary from the stated area and the developer reserves the right to make any revisions / alterations, at its absolute discretion, without any liability whatsoever.



UNIT - W 1407

STUDIO

Internal living Area
508.48 sq.ft.

Outdoor Living Area
112.74 sq.ft.

Total Living Area
621.22 sq.ft.

DISCLAIMER:

All measurements are indicative and for marketing purposes only. All efforts have been made to ensure their accuracy, however these layouts are subject to change at the discretion of the developer and should not be relied upon as final. The actual area may vary from the stated area and the developer reserves the right to make any revisions / alterations, at its absolute discretion, without any liability whatsoever.



UNIT - W 1408

2 BEDROOM

Internal living Area
1533.64 sq.ft.

Outdoor Living Area
681.46 sq.ft.

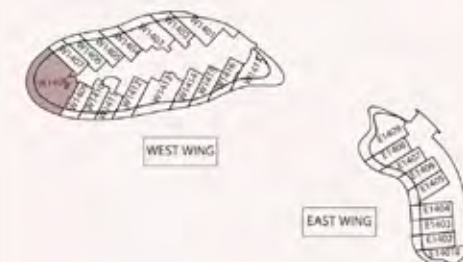
Total Living Area
2215.10 sq.ft.

DISCLAIMER:


All measurements are indicative and for marketing purposes only. All efforts have been made to ensure their accuracy, however these layouts are subject to change at the discretion of the developer and should not be relied upon as final. The actual area may vary from the stated area and the developer reserves the right to make any revisions / alterations, at its absolute discretion, without any liability whatsoever.



KEY PLAN



KEY ELEVATION



UNIT - W 1409

STUDIO

Internal living Area
452.07 sq.ft.

Outdoor Living Area
143.33 sq.ft.

Total Living Area
595.39 sq.ft.

DISCLAIMER:

All measurements are indicative and for marketing purposes only. All efforts have been made to ensure their accuracy, however these layouts are subject to change at the discretion of the developer and should not be relied upon as final. The actual area may vary from the stated area and the developer reserves the right to make any revisions / alterations, at its absolute discretion, without any liability whatsoever.



KEY PLAN



KEY ELEVATION



UNIT - W 1410

STUDIO

Internal living Area
483.24 sq.ft.

Outdoor Living Area
124.84 sq.ft.

Total Living Area
608.07 sq.ft.

DISCLAIMER:

All measurements are indicative and for marketing purposes only. All efforts have been made to ensure their accuracy, however these layouts are subject to change at the discretion of the developer and should not be relied upon as final. The actual area may vary from the stated area and the developer reserves the right to make any revisions / alterations, at its absolute discretion, without any liability whatsoever.



UNIT - W 1411

STUDIO

Internal living Area
502.65 sq.ft.

Outdoor Living Area
130.55 sq.ft.

Total Living Area
633.21 sq.ft.

DISCLAIMER:

All measurements are indicative and for marketing purposes only. All efforts have been made to ensure their accuracy, however these layouts are subject to change at the discretion of the developer and should not be relied upon as final. The actual area may vary from the stated area and the developer reserves the right to make any revisions / alterations, at its absolute discretion, without any liability whatsoever.



UNIT - W 1412

STUDIO

Internal living Area
523.65 sq.ft.

Outdoor Living Area
152.95 sq.ft.

Total Living Area
676.60 sq.ft.

DISCLAIMER:

All measurements are indicative and for marketing purposes only. All efforts have been made to ensure their accuracy, however these layouts are subject to change at the discretion of the developer and should not be relied upon as final. The actual area may vary from the stated area and the developer reserves the right to make any revisions / alterations, at its absolute discretion, without any liability whatsoever.



KEY PLAN



KEY ELEVATION



UNIT - W 1413

1 BEDROOM

Internal living Area
903.49 sq.ft.

Outdoor Living Area
323.62 sq.ft.

Total Living Area
1227.11 sq.ft.

DISCLAIMER:

All measurements are indicative and for marketing purposes only. All efforts have been made to ensure their accuracy, however these layouts are subject to change at the discretion of the developer and should not be relied upon as final. The actual area may vary from the stated area and the developer reserves the right to make any revisions / alterations, at its absolute discretion, without any liability whatsoever.



KEY PLAN



KEY ELEVATION



UNIT - W 1414

STUDIO

Internal living Area
514.17 sq.ft.

Outdoor Living Area
126.73 sq.ft.

Total Living Area
640.91 sq.ft.

DISCLAIMER:

All measurements are indicative and for marketing purposes only. All efforts have been made to ensure their accuracy, however these layouts are subject to change at the discretion of the developer and should not be relied upon as final. The actual area may vary from the stated area and the developer reserves the right to make any revisions / alterations, at its absolute discretion, without any liability whatsoever.



KEY PLAN



KEY ELEVATION



UNIT - W 1415

STUDIO

Internal living Area
467.95 sq.ft.

Outdoor Living Area
119.48 sq.ft.

Total Living Area
587.42 sq.ft.

DISCLAIMER:

All measurements are indicative and for marketing purposes only. All efforts have been made to ensure their accuracy, however these layouts are subject to change at the discretion of the developer and should not be relied upon as final. The actual area may vary from the stated area and the developer reserves the right to make any revisions / alterations, at its absolute discretion, without any liability whatsoever.



KEY PLAN



KEY ELEVATION



UNIT - W 1416

STUDIO

Internal living Area
425.61 sq.ft.

Outdoor Living Area
181.02 sq.ft.

Total Living Area
606.62 sq.ft.

DISCLAIMER:


All measurements are indicative and for marketing purposes only. All efforts have been made to ensure their accuracy, however these layouts are subject to change at the discretion of the developer and should not be relied upon as final. The actual area may vary from the stated area and the developer reserves the right to make any revisions / alterations, at its absolute discretion, without any liability whatsoever.



KEY PLAN



KEY ELEVATION



UNIT - W 1417

STUDIO

Internal living Area
566.37 sq.ft.

Outdoor Living Area
672.10 sq.ft.

Total Living Area
1238.48 sq.ft.

DISCLAIMER:

All measurements are indicative and for marketing purposes only. All efforts have been made to ensure their accuracy, however these layouts are subject to change at the discretion of the developer and should not be relied upon as final. The actual area may vary from the stated area and the developer reserves the right to make any revisions / alterations, at its absolute discretion, without any liability whatsoever.





THE BEACH RESIDENCES
AT AL MARJAN ISLAND



RANGE
RAS AL KHAIMAH

WEST WING FLOOR 15

UNIT - W 1501

1 BEDROOM

Internal living Area
850.29 sq.ft.

Outdoor Living Area
112.05 sq.ft.

Total Living Area
962.34 sq.ft.

DISCLAIMER:

All measurements are indicative and for marketing purposes only. All efforts have been made to ensure their accuracy, however these layouts are subject to change at the discretion of the developer and should not be relied upon as final. The actual area may vary from the stated area and the developer reserves the right to make any revisions / alterations, at its absolute discretion, without any liability whatsoever.



UNIT - W 1502

STUDIO

Internal living Area
522.70 sq.ft.

Outdoor Living Area
142.76 sq.ft.

Total Living Area
665.46 sq.ft.

DISCLAIMER:

All measurements are indicative and for marketing purposes only. All efforts have been made to ensure their accuracy, however these layouts are subject to change at the discretion of the developer and should not be relied upon as final. The actual area may vary from the stated area and the developer reserves the right to make any revisions / alterations, at its absolute discretion, without any liability whatsoever.



UNIT - W 1503

1 BEDROOM

Internal living Area
898.21 sq.ft.

Outdoor Living Area
305.19 sq.ft.

Total Living Area
1203.39 sq.ft.



DISCLAIMER:

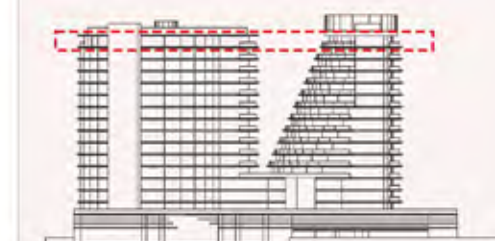
All measurements are indicative and for marketing purposes only. All efforts have been made to ensure their accuracy, however these layouts are subject to change at the discretion of the developer and should not be relied upon as final. The actual area may vary from the stated area and the developer reserves the right to make any revisions / alterations, at its absolute discretion, without any liability whatsoever.



KEY PLAN



KEY ELEVATION



UNIT - W 1504

STUDIO

Internal living Area
486.64 sq.ft.

Outdoor Living Area
156.49 sq.ft.

Total Living Area
643.13 sq.ft.

DISCLAIMER:

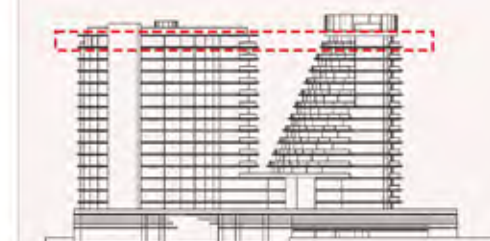
All measurements are indicative and for marketing purposes only. All efforts have been made to ensure their accuracy, however these layouts are subject to change at the discretion of the developer and should not be relied upon as final. The actual area may vary from the stated area and the developer reserves the right to make any revisions / alterations, at its absolute discretion, without any liability whatsoever.



KEY PLAN



KEY ELEVATION



UNIT - W 1505

STUDIO

Internal living Area
526.22 sq.ft.

Outdoor Living Area
160.67 sq.ft.

Total Living Area
686.88 sq.ft.

DISCLAIMER:

All measurements are indicative and for marketing purposes only. All efforts have been made to ensure their accuracy, however these layouts are subject to change at the discretion of the developer and should not be relied upon as final. The actual area may vary from the stated area and the developer reserves the right to make any revisions / alterations, at its absolute discretion, without any liability whatsoever.



UNIT - W 1506

STUDIO

Internal living Area
498.87 sq.ft.

Outdoor Living Area
137.14 sq.ft.

Total Living Area
636.01 sq.ft.

DISCLAIMER:

All measurements are indicative and for marketing purposes only. All efforts have been made to ensure their accuracy, however these layouts are subject to change at the discretion of the developer and should not be relied upon as final. The actual area may vary from the stated area and the developer reserves the right to make any revisions / alterations, at its absolute discretion, without any liability whatsoever.



UNIT - W 1507

STUDIO

Internal living Area
508.48 sq.ft.

Outdoor Living Area
112.74 sq.ft.

Total Living Area
621.22 sq.ft.

DISCLAIMER:

All measurements are indicative and for marketing purposes only. All efforts have been made to ensure their accuracy, however these layouts are subject to change at the discretion of the developer and should not be relied upon as final. The actual area may vary from the stated area and the developer reserves the right to make any revisions / alterations, at its absolute discretion, without any liability whatsoever.



UNIT - W 1508

2 BEDROOM

Internal living Area
1533.64 sq.ft.

Outdoor Living Area
681.46 sq.ft.

Total Living Area
2215.10 sq.ft.

DISCLAIMER:

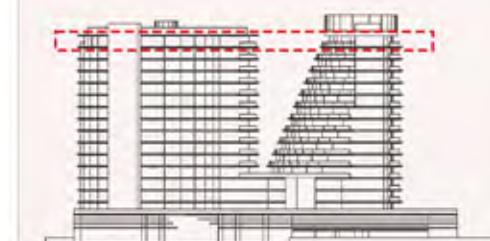
All measurements are indicative and for marketing purposes only. All efforts have been made to ensure their accuracy, however these layouts are subject to change at the discretion of the developer and should not be relied upon as final. The actual area may vary from the stated area and the developer reserves the right to make any revisions / alterations, at its absolute discretion, without any liability whatsoever.



KEY PLAN



KEY ELEVATION



UNIT - W 1509

STUDIO

Internal living Area
452.07 sq.ft.

Outdoor Living Area
143.33 sq.ft.

Total Living Area
595.39 sq.ft.

DISCLAIMER:

All measurements are indicative and for marketing purposes only. All efforts have been made to ensure their accuracy, however these layouts are subject to change at the discretion of the developer and should not be relied upon as final. The actual area may vary from the stated area and the developer reserves the right to make any revisions / alterations, at its absolute discretion, without any liability whatsoever.



KEY PLAN

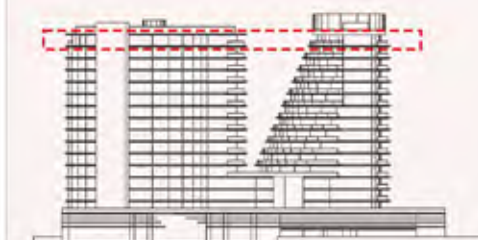


WEST WING



EAST WING

KEY ELEVATION



UNIT - W 1510

STUDIO

Internal living Area
483.24 sq.ft.

Outdoor Living Area
124.84 sq.ft.

Total Living Area
608.07 sq.ft.

DISCLAIMER:


All measurements are indicative and for marketing purposes only. All efforts have been made to ensure their accuracy, however these layouts are subject to change at the discretion of the developer and should not be relied upon as final. The actual area may vary from the stated area and the developer reserves the right to make any revisions / alterations, at its absolute discretion, without any liability whatsoever.



KEY PLAN



KEY ELEVATION



UNIT - W 1511

STUDIO

Internal living Area
502.65 sq.ft.

Outdoor Living Area
130.55 sq.ft.

Total Living Area
633.21 sq.ft.

DISCLAIMER:

All measurements are indicative and for marketing purposes only. All efforts have been made to ensure their accuracy, however these layouts are subject to change at the discretion of the developer and should not be relied upon as final.

The actual area may vary from the stated area and the developer reserves the right to make any revisions / alterations, at its absolute discretion, without any liability whatsoever.



UNIT - W 1512

STUDIO

Internal living Area
523.65 sq.ft.

Outdoor Living Area
152.95 sq.ft.

Total Living Area
676.60 sq.ft.

DISCLAIMER:

All measurements are indicative and for marketing purposes only. All efforts have been made to ensure their accuracy, however these layouts are subject to change at the discretion of the developer and should not be relied upon as final. The actual area may vary from the stated area and the developer reserves the right to make any revisions / alterations, at its absolute discretion, without any liability whatsoever.



UNIT - W 1513

1 BEDROOM

Internal living Area
903.49 sq.ft.

Outdoor Living Area
323.62 sq.ft.

Total Living Area
1227.11 sq.ft.

DISCLAIMER:

All measurements are indicative and for marketing purposes only. All efforts have been made to ensure their accuracy, however these layouts are subject to change at the discretion of the developer and should not be relied upon as final. The actual area may vary from the stated area and the developer reserves the right to make any revisions / alterations, at its absolute discretion, without any liability whatsoever.



UNIT - W 1514

STUDIO

Internal living Area
514.17 sq.ft.

Outdoor Living Area
126.73 sq.ft.

Total Living Area
640.91 sq.ft.

DISCLAIMER:

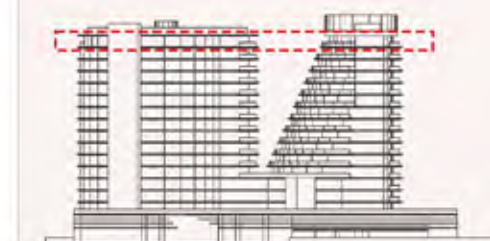
All measurements are indicative and for marketing purposes only. All efforts have been made to ensure their accuracy, however these layouts are subject to change at the discretion of the developer and should not be relied upon as final. The actual area may vary from the stated area and the developer reserves the right to make any revisions / alterations, at its absolute discretion, without any liability whatsoever.



KEY PLAN



KEY ELEVATION



UNIT - W 1515

STUDIO

Internal living Area
467.98 sq.ft.

Outdoor Living Area
115.48 sq.ft.

Total Living Area
583.46 sq.ft.

DISCLAIMER:

All measurements are indicative and for marketing purposes only. All efforts have been made to ensure their accuracy, however these layouts are subject to change at the discretion of the developer and should not be relied upon as final. The actual area may vary from the stated area and the developer reserves the right to make any revisions / alterations, at its absolute discretion, without any liability whatsoever.



UNIT - W 1516

1 BEDROOM

Internal living Area
834.10 sq.ft.

Outdoor Living Area
772.13 sq.ft.

Total Living Area
1606.22 sq.ft.

DISCLAIMER:

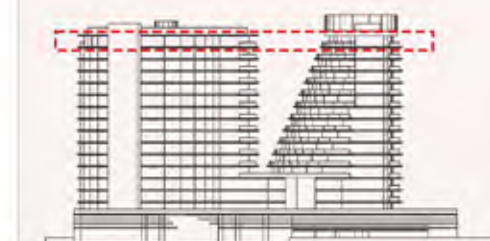
All measurements are indicative and for marketing purposes only. All efforts have been made to ensure their accuracy, however these layouts are subject to change at the discretion of the developer and should not be relied upon as final. The actual area may vary from the stated area and the developer reserves the right to make any revisions / alterations, at its absolute discretion, without any liability whatsoever.



KEY PLAN



KEY ELEVATION





THE BEACH RESIDENCES

AT AL MARJAN ISLAND

GET IN TOUCH

Call: +971 4 325 3447 | Email: info@rangerak.ae

www.rangerak.ae

Boulevard Plaza, Tower 2, Office 1104
Burj Khalifa Community, Downtown, P.O. Box 50390,
Dubai, United Arab Emirates

By



RANGE
RAS AL KHAIMAH